



BMCRC-MRO Championships 2013

**Round 7
Brands Hatch GP**

17th & 18th August 2013



Results Provided by Timing Solutions Ltd
www.tsl-timing.com



BMZRC 250 MZ

Round 7 Brands Hatch GP

17th & 18th August 2013



Results Provided by Timing Solutions Ltd
www.tsl-timing.com

BMCRC-MRO Championships 2013 - Brands Hatch GP

Freshdrop BMZRC 250 MZ

PRACTICE - CLASSIFICATION

POS	NO	NAME	ENTRY	TIME	ON	LAPS	GAP	DIFF	MPH
1	82	Mark TAYLOR	MZ - Nexus Performance	1:56.210	3	5			75.37
2	8	Peter MANNERING	MZ -	1:58.528	6	6	2.318	2.318	73.90
3	28	Darren WEST	MZ -	1:58.586	2	6	2.376	0.058	73.86
4	76	Peter WOODALL	MZ - Core Projects Ltd	1:58.760	4	6	2.550	0.174	73.76
5	95	Chris ROGERS	MZ - CB Racing	2:00.137	1	2	3.927	1.377	72.91
6	18	Barry GREEN	MZ -	2:03.457	6	6	7.247	3.320	70.95
7	58	Des DAVIES	MZ -	2:03.633	4	6	7.423	0.176	70.85
8	43	Daniel BARFORD	MZ -	2:05.460	5	6	9.250	1.827	69.82
9	9	Graham HAW	MZ -	2:05.483	4	5	9.273	0.023	69.80
10	68	Graham GARRIQUES	MZ -	2:05.864	5	6	9.654	0.381	69.59
11	11	Ian SLAUGHTER	MZ -	2:06.861	4	5	10.651	0.997	69.05
12	69	Paul ROBSON	MZ - London First Aid	2:08.032	6	6	11.822	1.171	68.41
13	2	Lee HARDY	MZ - Amy & Eric	2:08.329	2	2	12.119	0.297	68.26
14	93	Chris PURL	MZ - MZ Experience	2:11.109	3	4	14.899	2.780	66.81
15	45	Charlotte MORTON	MZ - HS Racing	2:11.706	4	5	15.496	0.597	66.51
16	66	Mark VINCENT	MZ - Putoline	2:14.376	3	5	18.166	2.670	65.18
17	77	Dan BURDETT	MZ - DBR	2:15.003	2	3	18.793	0.627	64.88
18	29	Tim GRIGGS	MZ -	2:17.161	5	5	20.951	2.158	63.86
19	14	Ian DARBY	MZ -	2:17.854	3	5	21.644	0.693	63.54
20	47	Richard FAYERS	MZ -	2:17.859	4	5	21.649	0.005	63.54
21	19	Dave HIGGINS	MZ -	2:18.729	4	5	22.519	0.870	63.14
22	30	Malcolm HOWELL	MZ -	2:20.176	4	5	23.966	1.447	62.49
23	27	Andy BUTTERS	MZ -	2:25.688	4	4	29.478	5.512	60.12
24	85	Andrew WALES	MZ - Illuminated Design			0			

Weather / Track : Cloudy / Dry

These results are provisional until the conclusion of any judicial and technical matters.

Brands Hatch GP

Circuit Length = 2.4332 miles

Start: 09:00 Flag 09:13 End: 09:15

Clerk Of Course :	Timekeeper :
-------------------	--------------

Results can be found at www.tsl-timing.com

Printed - 09:16 Saturday, 17 August 2013



BMCRC-MRO Championships 2013 - Brands Hatch GP

Freshdrop BMZRC 250 MZ

PRACTICE - LAP ANALYSIS

DIFF = Difference To Personal Best Lap

P1 82 Mark TAYLOR				
LAP	LAP TIME	DIFF	MPH	TIME OF DAY
1 -	2:00.611	4.401	72.62	09:04:02.912
2 -	1:58.650	2.440	73.82	09:06:01.562
3 -	1:56.210 (1)		75.37	09:07:57.772
4 -	1:57.655 (2)	1.445	74.45	09:09:55.427
5 -	1:58.362 (3)	2.152	74.00	09:11:53.789

P2 8 Peter MANNERING				
LAP	LAP TIME	DIFF	MPH	TIME OF DAY
1 -	2:01.348	2.820	72.18	09:04:04.357
2 -	1:59.308 (3)	0.780	73.42	09:06:03.665
3 -	2:00.692	2.164	72.58	09:08:04.357
4 -	1:59.018 (2)	0.490	73.60	09:10:03.375
5 -	2:01.456	2.928	72.12	09:12:04.831
6 -	1:58.528 (1)		73.90	09:14:03.359

P3 28 Darren WEST				
LAP	LAP TIME	DIFF	MPH	TIME OF DAY
1 -	2:00.514	1.928	72.68	09:04:07.950
2 -	1:58.586 (1)		73.86	09:06:06.536
3 -	1:59.739	1.153	73.15	09:08:06.275
4 -	1:59.362	0.776	73.38	09:10:05.637
5 -	1:59.320 (3)	0.734	73.41	09:12:04.957
6 -	1:58.610 (2)	0.024	73.85	09:14:03.567

P4 76 Peter WOODALL				
LAP	LAP TIME	DIFF	MPH	TIME OF DAY
1 -	2:02.420	3.660	71.55	09:04:06.340
2 -	2:00.158	1.398	72.90	09:06:06.498
3 -	1:59.547 (3)	0.787	73.27	09:08:06.045
4 -	1:58.760 (1)		73.76	09:10:04.805
5 -	1:59.702	0.942	73.18	09:12:04.507
6 -	1:58.809 (2)	0.049	73.73	09:14:03.316

P5 95 Chris ROGERS				
LAP	LAP TIME	DIFF	MPH	TIME OF DAY
1 -	2:00.137 (1)		72.91	09:04:02.968
2 -	2:02.071 (2)	1.934	71.76	09:06:05.039

P6 18 Barry GREEN				
LAP	LAP TIME	DIFF	MPH	TIME OF DAY
1 -	2:07.432	3.975	68.74	09:04:15.380
2 -	2:05.688	2.231	69.69	09:06:21.068
3 -	2:05.165	1.708	69.98	09:08:26.233
4 -	2:03.868 (2)	0.411	70.71	09:10:30.101
5 -	2:04.280 (3)	0.823	70.48	09:12:34.381
6 -	2:03.457 (1)		70.95	09:14:37.838

P7 58 Des DAVIES				
LAP	LAP TIME	DIFF	MPH	TIME OF DAY
1 -	2:06.917	3.284	69.02	09:04:17.925
2 -	2:04.984	1.351	70.08	09:06:22.909
3 -	2:03.919 (2)	0.286	70.69	09:08:26.828
4 -	2:03.633 (1)		70.85	09:10:30.461
5 -	2:04.653 (3)	1.020	70.27	09:12:35.114
6 -	2:11.264	7.631	66.73	09:14:46.378

DIFF = Difference To Personal Best Lap

P8 43 Daniel BARFORD				
LAP	LAP TIME	DIFF	MPH	TIME OF DAY
1 -	2:16.154	10.694	64.33	09:04:28.357
2 -	2:11.671	6.211	66.52	09:06:40.028
3 -	2:11.482	6.022	66.62	09:08:51.510
4 -	2:08.031 (3)	2.571	68.41	09:10:59.541
5 -	2:05.460 (1)		69.82	09:13:05.001
6 -	2:06.465 (2)	1.005	69.26	09:15:11.466

P9 9 Graham HAW				
LAP	LAP TIME	DIFF	MPH	TIME OF DAY
1 -	2:35.972	30.489	56.16	09:04:45.838
2 -	2:12.123	6.640	66.30	09:06:57.961
3 -	2:07.463 (3)	1.980	68.72	09:09:05.424
4 -	2:05.483 (1)		69.80	09:11:10.907
5 -	2:07.124 (2)	1.641	68.90	09:13:18.031

P10 68 Graham GARRIGUES				
LAP	LAP TIME	DIFF	MPH	TIME OF DAY
1 -	2:12.863	6.999	65.93	09:04:33.490
2 -	2:07.507 (3)	1.643	68.70	09:06:40.997
3 -	2:09.828	3.964	67.47	09:08:50.825
4 -	2:07.582	1.718	68.66	09:10:58.407
5 -	2:05.864 (1)		69.59	09:13:04.271
6 -	2:06.137 (2)	0.273	69.44	09:15:10.408

P11 11 Ian SLAUGHTER				
LAP	LAP TIME	DIFF	MPH	TIME OF DAY
1 -	2:13.290	6.429	65.72	09:04:44.333
2 -	2:10.339	3.478	67.20	09:06:54.672
3 -	2:09.125 (3)	2.264	67.84	09:09:03.797
4 -	2:06.861 (1)		69.05	09:11:10.658
5 -	2:07.685 (2)	0.824	68.60	09:13:18.343

P12 69 Paul ROBSON				
LAP	LAP TIME	DIFF	MPH	TIME OF DAY
1 -	2:14.934	6.902	64.91	09:04:27.910
2 -	2:14.104	6.072	65.32	09:06:42.014
3 -	2:10.913	2.881	66.91	09:08:52.927
4 -	2:10.323 (3)	2.291	67.21	09:11:03.250
5 -	2:08.702 (2)	0.670	68.06	09:13:11.952
6 -	2:08.032 (1)		68.41	09:15:19.984

P13 2 Lee HARDY				
LAP	LAP TIME	DIFF	MPH	TIME OF DAY
1 -	2:08.676 (2)	0.347	68.07	09:04:31.329
2 -	2:08.329 (1)		68.26	09:06:39.658

P14 93 Chris PURL				
LAP	LAP TIME	DIFF	MPH	TIME OF DAY
1 -	2:18.078	6.969	63.44	09:04:41.533
2 -	2:14.717 (3)	3.608	65.02	09:06:56.250
3 -	2:11.109 (1)		66.81	09:09:07.359
4 -	2:13.576 (2)	2.467	65.57	09:11:20.935

P15 45 Charlotte MORTON				
LAP	LAP TIME	DIFF	MPH	TIME OF DAY

Weather / Track : Cloudy / Dry

BMCRC-MRO Championships 2013 - Brands Hatch GP

Freshdrop BMZRC 250 MZ

PRACTICE - LAP ANALYSIS

DIFF = Difference To Personal Best Lap

1 -	2:14.755	3.049	65.00	09:04:36.099
2 -	2:14.093	2.387	65.32	09:06:50.192
3 -	2:13.150 (3)	1.444	65.78	09:09:03.342
4 -	2:11.706 (1)		66.51	09:11:15.048
5 -	2:12.055 (2)	0.349	66.33	09:13:27.103

P16 66 Mark VINCENT

LAP	LAP TIME	DIFF	MPH	TIME OF DAY
1 -	2:15.669	1.293	64.56	09:04:35.786
2 -	2:14.862 (3)	0.486	64.95	09:06:50.648
3 -	2:14.376 (1)		65.18	09:09:05.024
4 -	2:15.114	0.738	64.83	09:11:20.138
5 -	2:14.703 (2)	0.327	65.03	09:13:34.841

P17 77 Dan BURDETT

LAP	LAP TIME	DIFF	MPH	TIME OF DAY
1 -	2:16.395 (3)	1.392	64.22	09:04:34.612
2 -	2:15.003 (1)		64.88	09:06:49.615
3 -	2:16.285 (2)	1.282	64.27	09:09:05.900

P18 29 Tim GRIGGS

LAP	LAP TIME	DIFF	MPH	TIME OF DAY
1 -	2:31.387	14.226	57.86	09:05:06.752
2 -	2:24.486	7.325	60.62	09:07:31.238
3 -	2:22.078 (3)	4.917	61.65	09:09:53.316
4 -	2:18.010 (2)	0.849	63.47	09:12:11.326
5 -	2:17.161 (1)		63.86	09:14:28.487

P19 14 Ian DARBY

LAP	LAP TIME	DIFF	MPH	TIME OF DAY
1 -	2:18.231 (3)	0.377	63.37	09:04:40.809
2 -	2:18.122 (2)	0.268	63.42	09:06:58.931
3 -	2:17.854 (1)		63.54	09:09:16.785
4 -	2:18.605	0.751	63.20	09:11:35.390
5 -	2:20.676	2.822	62.26	09:13:56.066

P20 47 Richard FAYERS

LAP	LAP TIME	DIFF	MPH	TIME OF DAY
1 -	2:29.451	11.592	58.61	09:05:02.841
2 -	2:25.787	7.928	60.08	09:07:28.628
3 -	2:21.666 (3)	3.807	61.83	09:09:50.294
4 -	2:17.859 (1)		63.54	09:12:08.153
5 -	2:18.296 (2)	0.437	63.34	09:14:26.449

P21 19 Dave HIGGINS

LAP	LAP TIME	DIFF	MPH	TIME OF DAY
1 -	2:28.943	10.214	58.81	09:05:07.155
2 -	2:22.048	3.319	61.66	09:07:29.203
3 -	2:19.436 (3)	0.707	62.82	09:09:48.639
4 -	2:18.729 (1)		63.14	09:12:07.368
5 -	2:18.764 (2)	0.035	63.12	09:14:26.132

P22 30 Malcolm HOWELL

LAP	LAP TIME	DIFF	MPH	TIME OF DAY
1 -	2:29.157	8.981	58.72	09:05:01.124
2 -	2:26.808	6.632	59.66	09:07:27.932
3 -	2:22.183 (2)	2.007	61.60	09:09:50.115
4 -	2:20.176 (1)		62.49	09:12:10.291

DIFF = Difference To Personal Best Lap

5 -	2:22.851 (3)	2.675	61.32	09:14:33.142
-----	--------------	-------	-------	--------------

P23 27 Andy BUTTERS

LAP	LAP TIME	DIFF	MPH	TIME OF DAY
1 -	2:29.291 (3)	3.603	58.67	09:05:09.081
2 -	2:45.396	19.708	52.96	09:07:54.477
3 -	2:28.069 (2)	2.381	59.16	09:10:22.546
4 -	2:25.688 (1)		60.12	09:12:48.234

Weather / Track : Cloudy / Dry

BMCRC-MRO Championships 2013 - Brands Hatch GP

Freshdrop BMZRC 250 MZ

RACE 1 - CLASSIFICATION

POS	NO	NAME	ENTRY	LAPS	TIME	GAP	DIFF	MPH	BEST	ON
1	95	Chris ROGERS	MZ - CB Racing	6	11:36.007			75.51	1:53.092	6
2	82	Mark TAYLOR	MZ - Nexus Performance	6	11:37.287	1.280	1.280	75.37	1:54.676	6
3	28	Darren WEST	MZ -	6	11:38.445	2.438	1.158	75.25	1:55.192	4
4	76	Peter WOODALL	MZ - Core Projects Ltd	6	11:45.201	9.194	6.756	74.53	1:55.764	6
5	8	Peter MANNERING	MZ -	6	11:51.609	15.602	6.408	73.85	1:57.512	2
6	85	Andrew WALES	MZ - Illuminated Design	6	12:13.984	37.977	22.375	71.60	2:01.043	6
7	11	Ian SLAUGHTER	MZ -	6	12:14.193	38.186	0.209	71.58	1:59.797	6
8	58	Des DAVIES	MZ -	6	12:23.893	47.886	9.700	70.65	2:01.639	6
9	18	Barry GREEN	MZ -	6	12:31.595	55.588	7.702	69.93	2:03.864	2
10	9	Graham HAW	MZ -	6	12:38.471	1:02.464	6.876	69.29	2:04.998	5
11	2	Lee HARDY	MZ - Amy & Eric	6	12:59.598	1:23.591	21.127	67.41	2:07.514	2
12	45	Charlotte MORTON	MZ - HS Racing	6	12:59.685	1:23.678	0.087	67.41	2:05.983	6
13	93	Chris PURL	MZ - MZ Experience	6	13:01.096	1:25.089	1.411	67.28	2:07.037	6
14	66	Mark VINCENT	MZ - Putoline	6	13:01.236	1:25.229	0.140	67.27	2:06.562	5
15	38	Chris PETTET	MZ -	6	13:02.968	1:26.961	1.732	67.12	2:08.066	5
16	69	Paul ROBSON	MZ - London First Aid	6	13:03.297	1:27.290	0.329	67.09	2:08.184	6
17	77	Dan BURDETT	MZ - DBR	6	13:26.106	1:50.099	22.809	65.20	2:12.476	2
18	19	Dave HIGGINS	MZ -	5	11:38.205	1 Lap	1 Lap	62.73	2:16.850	4
19	29	Tim GRIGGS	MZ -	5	11:38.806	1 Lap	0.601	62.67	2:16.015	4
20	30	Malcolm HOWELL	MZ -	5	11:39.805	1 Lap	0.999	62.58	2:16.478	4
21	91	Keith TERRY	MZ -	5	11:41.310	1 Lap	1.505	62.45	2:16.751	4
22	27	Andy BUTTERS	MZ -	5	12:55.626	1 Lap	1:14.316	56.46	2:23.907	5

NOT CLASSIFIED

DNF	14	Ian DARBY	MZ -	5	10:55.740	1 Lap		66.79	2:07.392	5
DNF	43	Daniel BARFORD	MZ -	2	4:20.632	4 Laps	3 Laps	67.22	2:05.461	2
NC	68	Graham GARRIQUES	MZ -	2	13:45.983	4 Laps	9:25.351	21.21	2:09.814	1
DNF	78	Chris DOWLING	MZ - HS Racing	1	2:11.333	5 Laps	1 Lap	66.69	2:11.333	1
DNF	15	Andy MOFFAT	MZ - Gills Office	0						
DNF	47	Richard FAYERS	MZ -	0						

FASTEST LAP

95	Chris ROGERS	MZ - CB Racing	6	1:53.092	77.45 mph	124.65 kph
----	--------------	----------------	---	----------	-----------	------------

Brands Hatch GP

Circuit Length = 2.4332 miles

Start: 12:36 Flag 12:48 End: 12:50

Weather / Track : Cloudy / Dry

These results are provisional until the conclusion of any judicial and technical matters.

Clerk Of Course :	Timekeeper :
-------------------	--------------

Results can be found at www.tsl-timing.com

Printed - 12:51 Saturday, 17 August 2013



BMCRC-MRO Championships 2013 - Brands Hatch GP

Freshdrop BMZRC 250 MZ

RACE 1 - LAP CHART

LAP 1		
NO	BEHIND	LAP TIME

95		2:00.138
28	0.455	2:00.593
82	0.583	2:00.721
8	2.684	2:02.822
76	2.753	2:02.891
85	6.709	2:06.847
11	7.980	2:08.118
68	9.676	2:09.814
9	9.973	2:10.111
18	10.841	2:10.979
58	10.970	2:11.108
78	11.195	2:11.333
43	15.033	2:15.171
2	15.428	2:15.566
45	16.135	2:16.273
38	16.731	2:16.869
69	16.857	2:16.995
93	18.415	2:18.553
66	19.732	2:19.870
77	20.166	2:20.304
14	20.501	2:20.639
91	24.303	2:24.441
19	26.463	2:26.601
29	27.060	2:27.198
30	28.245	2:28.383
27	1:04.730	3:04.868

LAP 2		
NO	BEHIND	LAP TIME

95		1:54.923
82	0.609	1:54.949
28	1.734	1:56.202
76	5.110	1:57.280
8	5.273	1:57.512
85	13.686	2:01.900
11	16.065	2:03.008
58	19.113	2:03.066
18	19.782	2:03.864
9	21.967	2:06.917
43	25.571	2:05.461
2	28.019	2:07.514
45	31.831	2:10.619
69	32.529	2:10.595
93	33.175	2:09.683
38	34.210	2:12.402
66	34.749	2:09.940
14	35.345	2:09.767
77	37.719	2:12.476
19	50.569	2:19.029
29	50.737	2:18.600
91	51.183	2:21.803
30	52.404	2:19.082
27	1:43.192	2:33.385

LAP 3		
NO	BEHIND	LAP TIME

95		1:55.814
82	0.066	1:55.271
28	1.204	1:55.284
76	6.122	1:56.826
8	7.422	1:57.963

85	19.436	2:01.564
11	21.905	2:01.654
58	26.192	2:02.893
18	28.069	2:04.101
9	31.979	2:05.826
2	40.853	2:08.648
45	45.907	2:09.890
93	46.625	2:09.264
69	46.992	2:10.277
38	47.098	2:08.702
66	48.930	2:09.995
14	49.246	2:09.715
77	54.502	2:12.597
19	1:12.813	2:18.058
29	1:13.878	2:18.955
91	1:14.236	2:18.867
30	1:15.384	2:18.794

LAP 4		
NO	BEHIND	LAP TIME

95		1:56.263
28	0.133	1:55.192
82	0.433	1:56.630
76	6.296	1:56.437
8	9.220	1:58.061
27	1 Lap	2:25.914
85	24.549	2:01.376
11	27.157	2:01.515
58	32.404	2:02.475
18	35.801	2:03.995
9	40.793	2:05.077
2	52.807	2:08.217
45	58.495	2:08.851
93	58.885	2:08.523
38	59.400	2:08.565
69	59.656	2:08.927
66	1:00.321	2:07.654
14	1:01.210	2:08.227
77	1:11.484	2:13.245
19	1:33.400	2:16.850
29	1:33.630	2:16.015
91	1:34.724	2:16.751
30	1:35.599	2:16.478

LAP 5		
NO	BEHIND	LAP TIME

28		1:55.252
82	0.088	1:55.040
95	0.392	1:55.777
76	6.914	1:56.003
8	11.484	1:57.649
85	30.418	2:01.254
11	31.873	2:00.101
58	39.731	2:02.712
18	44.546	2:04.130
27	1 Lap	2:27.552
9	50.406	2:04.998
2	1:07.332	2:09.910
45	1:11.179	2:08.069
66	1:11.498	2:06.562
93	1:11.536	2:08.036
38	1:12.081	2:08.066
69	1:12.590	2:08.319
14	1:13.217	2:07.392

77	1:29.593	2:13.494
----	----------	----------

LAP 6		
NO	BEHIND	LAP TIME

95		1:53.092
82	1.280	1:54.676
19	1 Lap	2:17.667
28	2.438	1:55.922
29	1 Lap	2:18.038
30	1 Lap	2:17.068
91	1 Lap	2:19.448
76	9.194	1:55.764
8	15.602	1:57.602
85	37.977	2:01.043
11	38.186	1:59.797
58	47.886	2:01.639
18	55.588	2:04.526
9	1:02.464	2:05.542
27	1 Lap	2:23.907
2	1:23.591	2:09.743
45	1:23.678	2:05.983
93	1:25.089	2:07.037
66	1:25.229	2:07.215
38	1:26.961	2:08.364
69	1:27.290	2:08.184
77	1:50.099	2:13.990
68	4 Laps	11:36.169

Weather / Track : Cloudy / Dry

Results can be found at www.tsl-timing.com

Brands Hatch GP
Circuit Length = 2.4332 miles
Start: 12:36 Flag 12:48 End: 12:50

Printed - 12:52 Saturday, 17 August 2013

BMCRC-MRO Championships 2013 - Brands Hatch GP

Freshdrop BMZRC 250 MZ

RACE 1 - LAP ANALYSIS

DIFF = Difference To Personal Best Lap

P1 95 Chris ROGERS				
LAP	LAP TIME	DIFF	MPH	TIME OF DAY
1 -	2:00.138	7.046	72.91	12:38:48.014
2 -	1:54.923 (2)	1.831	76.22	12:40:42.937
3 -	1:55.814	2.722	75.63	12:42:38.751
4 -	1:56.263	3.171	75.34	12:44:35.014
5 -	1:55.777 (3)	2.685	75.66	12:46:30.791
6 -	1:53.092 (1)		77.45	12:48:23.883

P2 82 Mark TAYLOR				
LAP	LAP TIME	DIFF	MPH	TIME OF DAY
1 -	2:00.721	6.045	72.56	12:38:48.597
2 -	1:54.949 (2)	0.273	76.20	12:40:43.546
3 -	1:55.271	0.595	75.99	12:42:38.817
4 -	1:56.630	1.954	75.10	12:44:35.447
5 -	1:55.040 (3)	0.364	76.14	12:46:30.487
6 -	1:54.676 (1)		76.38	12:48:25.163

P3 28 Darren WEST				
LAP	LAP TIME	DIFF	MPH	TIME OF DAY
1 -	2:00.593	5.401	72.63	12:38:48.469
2 -	1:56.202	1.010	75.38	12:40:44.671
3 -	1:55.284 (3)	0.092	75.98	12:42:39.955
4 -	1:55.192 (1)		76.04	12:44:35.147
5 -	1:55.252 (2)	0.060	76.00	12:46:30.399
6 -	1:55.922	0.730	75.56	12:48:26.321

P4 76 Peter WOODALL				
LAP	LAP TIME	DIFF	MPH	TIME OF DAY
1 -	2:02.891	7.127	71.28	12:38:50.767
2 -	1:57.280	1.516	74.69	12:40:48.047
3 -	1:56.826	1.062	74.98	12:42:44.873
4 -	1:56.437 (3)	0.673	75.23	12:44:41.310
5 -	1:56.003 (2)	0.239	75.51	12:46:37.313
6 -	1:55.764 (1)		75.66	12:48:33.077

P5 8 Peter MANNERING				
LAP	LAP TIME	DIFF	MPH	TIME OF DAY
1 -	2:02.822	5.310	71.32	12:38:50.698
2 -	1:57.512 (1)		74.54	12:40:48.210
3 -	1:57.963	0.451	74.25	12:42:46.173
4 -	1:58.061	0.549	74.19	12:44:44.234
5 -	1:57.649 (3)	0.137	74.45	12:46:41.883
6 -	1:57.602 (2)	0.090	74.48	12:48:39.485

P6 85 Andrew WALES				
LAP	LAP TIME	DIFF	MPH	TIME OF DAY
1 -	2:06.847	5.804	69.05	12:38:54.723
2 -	2:01.900	0.857	71.86	12:40:56.623
3 -	2:01.564	0.521	72.05	12:42:58.187
4 -	2:01.376 (3)	0.333	72.17	12:44:59.563
5 -	2:01.254 (2)	0.211	72.24	12:47:00.817
6 -	2:01.043 (1)		72.36	12:49:01.860

P7 11 Ian SLAUGHTER				
LAP	LAP TIME	DIFF	MPH	TIME OF DAY
1 -	2:08.118	8.321	68.37	12:38:55.994
2 -	2:03.008	3.211	71.21	12:40:59.002

DIFF = Difference To Personal Best Lap

3 -	2:01.654	1.857	72.00	12:43:00.656
4 -	2:01.515 (3)	1.718	72.08	12:45:02.171
5 -	2:00.101 (2)	0.304	72.93	12:47:02.272
6 -	1:59.797 (1)		73.12	12:49:02.069

P8 58 Des DAVIES				
LAP	LAP TIME	DIFF	MPH	TIME OF DAY
1 -	2:11.108	9.469	66.81	12:38:58.984
2 -	2:03.066	1.427	71.18	12:41:02.050
3 -	2:02.893	1.254	71.28	12:43:04.943
4 -	2:02.475 (2)	0.836	71.52	12:45:07.418
5 -	2:02.712 (3)	1.073	71.38	12:47:10.130
6 -	2:01.639 (1)		72.01	12:49:11.769

P9 18 Barry GREEN				
LAP	LAP TIME	DIFF	MPH	TIME OF DAY
1 -	2:10.979	7.115	66.87	12:38:58.855
2 -	2:03.864 (1)		70.72	12:41:02.719
3 -	2:04.101 (3)	0.237	70.58	12:43:06.820
4 -	2:03.995 (2)	0.131	70.64	12:45:10.815
5 -	2:04.130	0.266	70.56	12:47:14.945
6 -	2:04.526	0.662	70.34	12:49:19.471

P10 9 Graham HAW				
LAP	LAP TIME	DIFF	MPH	TIME OF DAY
1 -	2:10.111	5.113	67.32	12:38:57.987
2 -	2:06.917	1.919	69.02	12:41:04.904
3 -	2:05.826	0.828	69.61	12:43:10.730
4 -	2:05.077 (2)	0.079	70.03	12:45:15.807
5 -	2:04.998 (1)		70.07	12:47:20.805
6 -	2:05.542 (3)	0.544	69.77	12:49:26.347

P11 2 Lee HARDY				
LAP	LAP TIME	DIFF	MPH	TIME OF DAY
1 -	2:15.566	8.052	64.61	12:39:03.442
2 -	2:07.514 (1)		68.69	12:41:10.956
3 -	2:08.648 (3)	1.134	68.09	12:43:19.604
4 -	2:08.217 (2)	0.703	68.32	12:45:27.821
5 -	2:09.910	2.396	67.43	12:47:37.731
6 -	2:09.743	2.229	67.51	12:49:47.474

P12 45 Charlotte MORTON				
LAP	LAP TIME	DIFF	MPH	TIME OF DAY
1 -	2:16.273	10.290	64.28	12:39:04.149
2 -	2:10.619	4.636	67.06	12:41:14.768
3 -	2:09.890	3.907	67.44	12:43:24.658
4 -	2:08.851 (3)	2.868	67.98	12:45:33.509
5 -	2:08.069 (2)	2.086	68.39	12:47:41.578
6 -	2:05.983 (1)		69.53	12:49:47.561

P13 93 Chris PURL				
LAP	LAP TIME	DIFF	MPH	TIME OF DAY
1 -	2:18.553	11.516	63.22	12:39:06.429
2 -	2:09.683	2.646	67.54	12:41:16.112
3 -	2:09.264	2.227	67.76	12:43:25.376
4 -	2:08.523 (3)	1.486	68.15	12:45:33.899
5 -	2:08.036 (2)	0.999	68.41	12:47:41.935
6 -	2:07.037 (1)		68.95	12:49:48.972

Weather / Track : Cloudy / Dry

BMCRC-MRO Championships 2013 - Brands Hatch GP

Freshdrop BMZRC 250 MZ

RACE 1 - LAP ANALYSIS

DIFF = Difference To Personal Best Lap

P14 66 Mark VINCENT				
LAP	LAP TIME	DIFF	MPH	TIME OF DAY
1 -	2:19.870	13.308	62.62	12:39:07.746
2 -	2:09.940	3.378	67.41	12:41:17.686
3 -	2:09.995	3.433	67.38	12:43:27.681
4 -	2:07.654 (3)	1.092	68.62	12:45:35.335
5 -	2:06.562 (1)		69.21	12:47:41.897
6 -	2:07.215 (2)	0.653	68.85	12:49:49.112

P15 38 Chris PETTET				
LAP	LAP TIME	DIFF	MPH	TIME OF DAY
1 -	2:16.869	8.803	64.00	12:39:04.745
2 -	2:12.402	4.336	66.16	12:41:17.147
3 -	2:08.702	0.636	68.06	12:43:25.849
4 -	2:08.565 (3)	0.499	68.13	12:45:34.414
5 -	2:08.066 (1)		68.40	12:47:42.480
6 -	2:08.364 (2)	0.298	68.24	12:49:50.844

P16 69 Paul ROBSON				
LAP	LAP TIME	DIFF	MPH	TIME OF DAY
1 -	2:16.995	8.811	63.94	12:39:04.871
2 -	2:10.595	2.411	67.07	12:41:15.466
3 -	2:10.277	2.093	67.24	12:43:25.743
4 -	2:08.927 (3)	0.743	67.94	12:45:34.670
5 -	2:08.319 (2)	0.135	68.26	12:47:42.989
6 -	2:08.184 (1)		68.33	12:49:51.173

P17 77 Dan BURDETT				
LAP	LAP TIME	DIFF	MPH	TIME OF DAY
1 -	2:20.304	7.828	62.43	12:39:08.180
2 -	2:12.476 (1)		66.12	12:41:20.656
3 -	2:12.597 (2)	0.121	66.06	12:43:33.253
4 -	2:13.245 (3)	0.769	65.74	12:45:46.498
5 -	2:13.494	1.018	65.61	12:47:59.992
6 -	2:13.990	1.514	65.37	12:50:13.982

P18 19 Dave HIGGINS				
LAP	LAP TIME	DIFF	MPH	TIME OF DAY
1 -	2:26.601	9.751	59.75	12:39:14.477
2 -	2:19.029	2.179	63.00	12:41:33.506
3 -	2:18.058 (3)	1.208	63.45	12:43:51.564
4 -	2:16.850 (1)		64.01	12:46:08.414
5 -	2:17.667 (2)	0.817	63.63	12:48:26.081

P19 29 Tim GRIGGS				
LAP	LAP TIME	DIFF	MPH	TIME OF DAY
1 -	2:27.198	11.183	59.51	12:39:15.074
2 -	2:18.600 (3)	2.585	63.20	12:41:33.674
3 -	2:18.955	2.940	63.04	12:43:52.629
4 -	2:16.015 (1)		64.40	12:46:08.644
5 -	2:18.038 (2)	2.023	63.45	12:48:26.682

P20 30 Malcolm HOWELL				
LAP	LAP TIME	DIFF	MPH	TIME OF DAY
1 -	2:28.383	11.905	59.03	12:39:16.259
2 -	2:19.082	2.604	62.98	12:41:35.341
3 -	2:18.794 (3)	2.316	63.11	12:43:54.135
4 -	2:16.478 (1)		64.18	12:46:10.613

DIFF = Difference To Personal Best Lap

5 - 2:17.068 (2) 0.590 63.90 12:48:27.681

P21 91 Keith TERRY				
LAP	LAP TIME	DIFF	MPH	TIME OF DAY
1 -	2:24.441	7.690	60.64	12:39:12.317
2 -	2:21.803	5.052	61.77	12:41:34.120
3 -	2:18.867 (2)	2.116	63.08	12:43:52.987
4 -	2:16.751 (1)		64.05	12:46:09.738
5 -	2:19.448 (3)	2.697	62.81	12:48:29.186

P22 27 Andy BUTTERS				
LAP	LAP TIME	DIFF	MPH	TIME OF DAY
1 -	3:04.868	40.961	47.38	12:39:52.744
2 -	2:33.385	9.478	57.11	12:42:26.129
3 -	2:25.914 (2)	2.007	60.03	12:44:52.043
4 -	2:27.552 (3)	3.645	59.36	12:47:19.595
5 -	2:23.907 (1)		60.87	12:49:43.502

P23 14 Ian DARBY				
LAP	LAP TIME	DIFF	MPH	TIME OF DAY
1 -	2:20.639	13.247	62.28	12:39:08.515
2 -	2:09.767	2.375	67.50	12:41:18.282
3 -	2:09.715 (3)	2.323	67.53	12:43:27.997
4 -	2:08.227 (2)	0.835	68.31	12:45:36.224
5 -	2:07.392 (1)		68.76	12:47:43.616

P24 43 Daniel BARFORD				
LAP	LAP TIME	DIFF	MPH	TIME OF DAY
1 -	2:15.171 (2)	9.710	64.80	12:39:03.047
2 -	2:05.461 (1)		69.82	12:41:08.508

P25 68 Graham GARRIQUES				
LAP	LAP TIME	DIFF	MPH	TIME OF DAY
1 -	2:09.814 (1)		67.47	12:38:57.690
2 -	11:36.169 (2)	9:26.355	12.58	12:50:33.859

P26 78 Chris DOWLING				
LAP	LAP TIME	DIFF	MPH	TIME OF DAY
1 -	2:11.333 (1)		66.69	12:38:59.209

Weather / Track : Cloudy / Dry

BMCRC-MRO Championships 2013 - Brands Hatch GP

Freshdrop BMZRC 250 MZ

RACE 11 - GRID

ROW 7	28	47 Richard FAYERS	27	15 Andy MOFFAT	26	78 Chris DOWLING	25	68 Graham GARRIQUES
ROW 6	24	43 Daniel BARFORD	23	14 Ian DARBY	22	27 Andy BUTTERS	21	91 Keith TERRY
ROW 5	20	30 Malcolm HOWELL	19	29 Tim GRIGGS	18	19 Dave HIGGINS	17	77 Dan BURDETT
ROW 4	16	69 Paul ROBSON	15	38 Chris PETTET	14	66 Mark VINCENT	13	93 Chris PURL
ROW 3	12	45 Charlotte MORTON	11	2 Lee HARDY	10	9 Graham HAW	9	18 Barry GREEN
ROW 2	8	58 Des DAVIES	7	11 Ian SLAUGHTER	6	85 Andrew WALES	5	8 Peter MANNERING
ROW 1	4	76 Peter WOODALL	3	28 Darren WEST	2	82 Mark TAYLOR	1	95 Chris ROGERS
								Pole

Brands Hatch GP
Circuit Length = 2.4332 miles

These results are provisional until the conclusion of any judicial and technical matters.

Clerk Of Course :		Timekeeper :
-------------------	--	--------------

Results can be found at www.tsl-timing.com

Printed - 12:53 Saturday, 17 August 2013



BMCRC-MRO Championships 2013 - Brands Hatch GP

Freshdrop BMZRC 250 MZ

RACE 11 - CLASSIFICATION

POS	NO	NAME	ENTRY	LAPS	TIME	GAP	DIFF	MPH	BEST	ON
1	82	Mark TAYLOR	MZ - Nexus Performance	6	11:42.135			74.85	1:55.770	6
2	76	Peter WOODALL	MZ - Core Projects Ltd	6	11:43.303	1.168	1.168	74.73	1:55.482	6
3	28	Darren WEST	MZ -	6	11:52.647	10.512	9.344	73.75	1:56.621	6
4	85	Andrew WALES	MZ - Illuminated Design	6	11:53.198	11.063	0.551	73.69	1:56.478	6
5	2	Lee HARDY	MZ - Amy & Eric	6	11:57.242	15.107	4.044	73.27	1:57.439	5
6	9	Graham HAW	MZ -	6	12:11.227	29.092	13.985	71.87	1:59.833	6
7	78	Chris DOWLING	MZ - HS Racing	6	12:11.371	29.236	0.144	71.86	1:59.237	4
8	68	Graham GARRIQUES	MZ -	6	12:16.982	34.847	5.611	71.31	2:00.780	5
9	15	Andy MOFFAT	MZ - Gills Office	6	12:19.932	37.797	2.950	71.03	2:00.523	5
10	18	Barry GREEN	MZ -	6	12:19.997	37.862	0.065	71.02	2:01.602	3
11	43	Daniel BARFORD	MZ -	6	12:31.475	49.340	11.478	69.94	2:02.218	5
12	58	Des DAVIES	MZ -	6	12:32.160	50.025	0.685	69.87	2:02.012	3
13	45	Charlotte MORTON	MZ - HS Racing	6	12:39.964	57.829	7.804	69.15	2:04.692	6
14	47	Richard FAYERS	MZ -	6	12:40.924	58.789	0.960	69.07	2:04.357	6
15	38	Chris PETTET	MZ -	6	12:40.974	58.839	0.050	69.06	2:05.333	6
16	93	Chris PURL	MZ - MZ Experience	6	12:41.464	59.329	0.490	69.02	2:04.070	6
.....										
17	66	Mark VINCENT	MZ - Putoline	6	13:01.234	1:19.099	19.770	67.27	2:07.079	6
18	91	Keith TERRY	MZ -	6	13:01.391	1:19.256	0.157	67.26	2:07.152	6
19	14	Ian DARBY	MZ -	6	13:25.402	1:43.267	24.011	65.25	2:11.745	5
20	77	Dan BURDETT	MZ - DBR	6	13:28.739	1:46.604	3.337	64.98	2:11.689	4
21	19	Dave HIGGINS	MZ -	6	13:32.813	1:50.678	4.074	64.66	2:12.560	4
22	29	Tim GRIGGS	MZ -	5	11:51.597	1 Lap	1 Lap	61.55	2:19.740	4
23	30	Malcolm HOWELL	MZ -	5	11:52.332	1 Lap	0.735	61.48	2:19.662	3
24	27	Andy BUTTERS	MZ -	5	12:40.357	1 Lap	48.025	57.60	2:24.125	2
NOT CLASSIFIED										
DNF	69	Paul ROBSON	MZ - London First Aid	2	4:20.730	4 Laps	3 Laps	67.19	2:06.537	2
DNF	11	Ian SLAUGHTER	MZ -	0						
DNF	95	Chris ROGERS	MZ - CB Racing	0						
FASTEST LAP										
76	Peter WOODALL	MZ - Core Projects Ltd		6	1:55.482		75.85 mph		122.07 kph	

Weather / Track : Cloudy / Dry

These results are provisional until the conclusion of any judicial and technical matters.

Brands Hatch GP

Circuit Length = 2.4332 miles

Start: 11:00 Flag 11:12 End: 11:14

Clerk Of Course :	Timekeeper :
-------------------	--------------

Results can be found at www.tsl-timing.com

Printed - 11:21 Sunday, 18 August 2013



BMCRC-MRO Championships 2013 - Brands Hatch GP

Freshdrop BMZRC 250 MZ

RACE 11 - LAP CHART

LAP 1		
NO	BEHIND	LAP TIME

82		2:00.940
28	3.203	2:04.143
76	3.281	2:04.221
85	3.644	2:04.584
2	4.150	2:05.090
9	5.511	2:06.451
58	7.809	2:08.749
18	8.512	2:09.452
38	8.774	2:09.714
68	8.805	2:09.745
78	10.360	2:11.300
45	11.379	2:12.319
15	11.667	2:12.607
93	13.076	2:14.016
47	13.157	2:14.097
69	13.253	2:14.193
43	14.395	2:15.335
66	15.413	2:16.353
91	15.715	2:16.655
14	19.973	2:20.913
19	21.150	2:22.090
77	21.725	2:22.665
27	28.602	2:29.542
29	28.770	2:29.710
30	29.360	2:30.300

LAP 2		
NO	BEHIND	LAP TIME

82		1:56.397
76	3.198	1:56.314
28	5.863	1:59.057
2	5.995	1:58.242
85	6.454	1:59.207
9	10.286	2:01.172
18	14.848	2:02.733
78	14.955	2:00.992
68	15.047	2:02.639
58	15.596	2:04.184
15	17.171	2:01.901
38	19.285	2:06.908
47	21.652	2:04.892
45	21.740	2:06.758
43	21.946	2:03.948
93	23.162	2:06.483
69	23.393	2:06.537
91	28.734	2:09.416
66	28.757	2:09.741
14	36.796	2:13.220
19	39.810	2:15.057
77	40.557	2:15.229
29	52.135	2:19.762
30	55.497	2:22.534
27	56.330	2:24.125

LAP 3		
NO	BEHIND	LAP TIME

82		1:56.205
76	3.278	1:56.285
28	7.900	1:58.242
2	8.798	1:59.008
85	8.951	1:58.702

9	16.410	2:02.329
78	18.848	2:00.098
18	20.245	2:01.602
68	20.330	2:01.488
58	21.403	2:02.012
15	22.223	2:01.257
43	29.823	2:04.082
38	30.151	2:07.071
47	30.923	2:05.476
45	31.815	2:06.280
93	32.642	2:05.685
91	40.255	2:07.726
66	41.847	2:09.295
14	55.292	2:14.701
77	57.039	2:12.687
19	57.612	2:14.007
29	1:17.832	2:21.902
30	1:18.954	2:19.662
27	1:24.359	2:24.234

LAP 4		
NO	BEHIND	LAP TIME

82		1:57.031
76	1.757	1:55.510
28	8.432	1:57.563
85	9.202	1:57.282
2	9.238	1:57.471
9	20.354	2:00.975
78	21.054	1:59.237
68	24.837	2:01.538
18	24.948	2:01.734
15	27.079	2:01.887
58	28.961	2:04.589
43	36.324	2:03.532
38	38.853	2:05.733
47	39.208	2:05.316
45	39.516	2:04.732
93	40.975	2:05.364
91	53.509	2:10.285
66	53.592	2:08.776
14	1:10.182	2:11.921
77	1:11.697	2:11.689
19	1:13.141	2:12.560
29	1:40.541	2:19.740
30	1:41.755	2:19.832

LAP 5		
NO	BEHIND	LAP TIME

82		1:55.792
76	1.456	1:55.491
28	9.661	1:57.021
85	10.355	1:56.945
2	10.885	1:57.439
27	1 Lap	2:46.523
78	24.527	1:59.265
9	25.029	2:00.467
68	29.825	2:00.780
18	31.412	2:02.256
15	31.810	2:00.523
58	39.029	2:05.860
43	42.750	2:02.218
45	48.907	2:05.183
38	49.276	2:06.215
47	50.202	2:06.786

93	51.029	2:05.846
66	1:07.790	2:09.990
91	1:07.874	2:10.157
14	1:26.135	2:11.745
77	1:28.694	2:12.789
19	1:31.265	2:13.916

LAP 6		
NO	BEHIND	LAP TIME

82		1:55.770
76	1.168	1:55.482
29	1 Lap	2:20.483
30	1 Lap	2:20.004
28	10.512	1:56.621
85	11.063	1:56.478
2	15.107	1:59.992
9	29.092	1:59.833
78	29.236	2:00.479
68	34.847	2:00.792
15	37.797	2:01.757
18	37.862	2:02.220
43	49.340	2:02.360
58	50.025	2:06.766
45	57.829	2:04.692
27	1 Lap	2:35.933
47	58.789	2:04.357
38	58.839	2:05.333
93	59.329	2:04.070
66	1:19.099	2:07.079
91	1:19.256	2:07.152
14	1:43.267	2:12.902
77	1:46.604	2:13.680
19	1:50.678	2:15.183

Weather / Track : Cloudy / Dry

Results can be found at www.tsl-timing.com

Brands Hatch GP
Circuit Length = 2.4332 miles
Start: 11:00 Flag 11:12 End: 11:14

Printed - 11:22 Sunday, 18 August 2013

BMCRC-MRO Championships 2013 - Brands Hatch GP

Freshdrop BMZRC 250 MZ

RACE 11 - LAP ANALYSIS

DIFF = Difference To Personal Best Lap

P1 82 Mark TAYLOR				
LAP	LAP TIME	DIFF	MPH	TIME OF DAY
1 -	2:00.940	5.170	72.43	11:02:41.362
2 -	1:56.397	0.627	75.25	11:04:37.759
3 -	1:56.205 (3)	0.435	75.38	11:06:33.964
4 -	1:57.031	1.261	74.85	11:08:30.995
5 -	1:55.792 (2)	0.022	75.65	11:10:26.787
6 -	1:55.770 (1)		75.66	11:12:22.557

P2 76 Peter WOODALL				
LAP	LAP TIME	DIFF	MPH	TIME OF DAY
1 -	2:04.221	8.739	70.51	11:02:44.643
2 -	1:56.314	0.832	75.31	11:04:40.957
3 -	1:56.285	0.803	75.33	11:06:37.242
4 -	1:55.510 (3)	0.028	75.83	11:08:32.752
5 -	1:55.491 (2)	0.009	75.84	11:10:28.243
6 -	1:55.482 (1)		75.85	11:12:23.725

P3 28 Darren WEST				
LAP	LAP TIME	DIFF	MPH	TIME OF DAY
1 -	2:04.143	7.522	70.56	11:02:44.565
2 -	1:59.057	2.436	73.57	11:04:43.622
3 -	1:58.242	1.621	74.08	11:06:41.864
4 -	1:57.563 (3)	0.942	74.51	11:08:39.427
5 -	1:57.021 (2)	0.400	74.85	11:10:36.448
6 -	1:56.621 (1)		75.11	11:12:33.069

P4 85 Andrew WALES				
LAP	LAP TIME	DIFF	MPH	TIME OF DAY
1 -	2:04.584	8.106	70.31	11:02:45.006
2 -	1:59.207	2.729	73.48	11:04:44.213
3 -	1:58.702	2.224	73.79	11:06:42.915
4 -	1:57.282 (3)	0.804	74.69	11:08:40.197
5 -	1:56.945 (2)	0.467	74.90	11:10:37.142
6 -	1:56.478 (1)		75.20	11:12:33.620

P5 2 Lee HARDY				
LAP	LAP TIME	DIFF	MPH	TIME OF DAY
1 -	2:05.090	7.651	70.02	11:02:45.512
2 -	1:58.242 (3)	0.803	74.08	11:04:43.754
3 -	1:59.008	1.569	73.60	11:06:42.762
4 -	1:57.471 (2)	0.032	74.57	11:08:40.233
5 -	1:57.439 (1)		74.59	11:10:37.672
6 -	1:59.992	2.553	73.00	11:12:37.664

P6 9 Graham HAW				
LAP	LAP TIME	DIFF	MPH	TIME OF DAY
1 -	2:06.451	6.618	69.27	11:02:46.873
2 -	2:01.172	1.339	72.29	11:04:48.045
3 -	2:02.329	2.496	71.60	11:06:50.374
4 -	2:00.975 (3)	1.142	72.41	11:08:51.349
5 -	2:00.467 (2)	0.634	72.71	11:10:51.816
6 -	1:59.833 (1)		73.10	11:12:51.649

P7 78 Chris DOWLING				
LAP	LAP TIME	DIFF	MPH	TIME OF DAY
1 -	2:11.300	12.063	66.71	11:02:51.722
2 -	2:00.992	1.755	72.40	11:04:52.714

DIFF = Difference To Personal Best Lap

3 -	2:00.098 (3)	0.861	72.93	11:06:52.812
4 -	1:59.237 (1)		73.46	11:08:52.049
5 -	1:59.265 (2)	0.028	73.44	11:10:51.314
6 -	2:00.479	1.242	72.70	11:12:51.793

P8 68 Graham GARRIGUES				
LAP	LAP TIME	DIFF	MPH	TIME OF DAY
1 -	2:09.745	8.965	67.51	11:02:50.167
2 -	2:02.639	1.859	71.42	11:04:52.806
3 -	2:01.488 (3)	0.708	72.10	11:06:54.294
4 -	2:01.538	0.758	72.07	11:08:55.832
5 -	2:00.780 (1)		72.52	11:10:56.612
6 -	2:00.792 (2)	0.012	72.52	11:12:57.404

P9 15 Andy MOFFAT				
LAP	LAP TIME	DIFF	MPH	TIME OF DAY
1 -	2:12.607	12.084	66.05	11:02:53.029
2 -	2:01.901	1.378	71.86	11:04:54.930
3 -	2:01.257 (2)	0.734	72.24	11:06:56.187
4 -	2:01.887	1.364	71.86	11:08:58.074
5 -	2:00.523 (1)		72.68	11:10:58.597
6 -	2:01.757 (3)	1.234	71.94	11:13:00.354

P10 18 Barry GREEN				
LAP	LAP TIME	DIFF	MPH	TIME OF DAY
1 -	2:09.452	7.850	67.66	11:02:49.874
2 -	2:02.733	1.131	71.37	11:04:52.607
3 -	2:01.602 (1)		72.03	11:06:54.209
4 -	2:01.734 (2)	0.132	71.95	11:08:55.943
5 -	2:02.256	0.654	71.65	11:10:58.199
6 -	2:02.220 (3)	0.618	71.67	11:13:00.419

P11 43 Daniel BARFORD				
LAP	LAP TIME	DIFF	MPH	TIME OF DAY
1 -	2:15.335	13.117	64.72	11:02:55.757
2 -	2:03.948	1.730	70.67	11:04:59.705
3 -	2:04.082	1.864	70.59	11:07:03.787
4 -	2:03.532 (3)	1.314	70.91	11:09:07.319
5 -	2:02.218 (1)		71.67	11:11:09.537
6 -	2:02.360 (2)	0.142	71.59	11:13:11.897

P12 58 Des DAVIES				
LAP	LAP TIME	DIFF	MPH	TIME OF DAY
1 -	2:08.749	6.737	68.03	11:02:49.171
2 -	2:04.184 (2)	2.172	70.53	11:04:53.355
3 -	2:02.012 (1)		71.79	11:06:55.367
4 -	2:04.589 (3)	2.577	70.30	11:08:59.956
5 -	2:05.860	3.848	69.59	11:11:05.816
6 -	2:06.766	4.754	69.10	11:13:12.582

P13 45 Charlotte MORTON				
LAP	LAP TIME	DIFF	MPH	TIME OF DAY
1 -	2:12.319	7.627	66.20	11:02:52.741
2 -	2:06.758	2.066	69.10	11:04:59.499
3 -	2:06.280	1.588	69.36	11:07:05.779
4 -	2:04.732 (2)	0.040	70.22	11:09:10.511
5 -	2:05.183 (3)	0.491	69.97	11:11:15.694
6 -	2:04.692 (1)		70.25	11:13:20.386

Weather / Track : Cloudy / Dry

Brands Hatch GP

Circuit Length = 2.4332 miles

Start: 11:00 Flag 11:12 End: 11:14

BMCRC-MRO Championships 2013 - Brands Hatch GP

Freshdrop BMZRC 250 MZ

RACE 11 - LAP ANALYSIS

DIFF = Difference To Personal Best Lap

P14 47 Richard FAYERS				
LAP	LAP TIME	DIFF	MPH	TIME OF DAY
1 -	2:14.097	9.740	65.32	11:02:54.519
2 -	2:04.892 (2)	0.535	70.13	11:04:59.411
3 -	2:05.476	1.119	69.81	11:07:04.887
4 -	2:05.316 (3)	0.959	69.90	11:09:10.203
5 -	2:06.786	2.429	69.09	11:11:16.989
6 -	2:04.357 (1)		70.44	11:13:21.346

P15 38 Chris PETTET				
LAP	LAP TIME	DIFF	MPH	TIME OF DAY
1 -	2:09.714	4.381	67.53	11:02:50.136
2 -	2:06.908	1.575	69.02	11:04:57.044
3 -	2:07.071	1.738	68.93	11:07:04.115
4 -	2:05.733 (2)	0.400	69.67	11:09:09.848
5 -	2:06.215 (3)	0.882	69.40	11:11:16.063
6 -	2:05.333 (1)		69.89	11:13:21.396

P16 93 Chris PURL				
LAP	LAP TIME	DIFF	MPH	TIME OF DAY
1 -	2:14.016	9.946	65.36	11:02:54.438
2 -	2:06.483	2.413	69.25	11:05:00.921
3 -	2:05.685 (3)	1.615	69.69	11:07:06.606
4 -	2:05.364 (2)	1.294	69.87	11:09:11.970
5 -	2:05.846	1.776	69.60	11:11:17.816
6 -	2:04.070 (1)		70.60	11:13:21.886

P17 66 Mark VINCENT				
LAP	LAP TIME	DIFF	MPH	TIME OF DAY
1 -	2:16.353	9.274	64.24	11:02:56.775
2 -	2:09.741	2.662	67.51	11:05:06.516
3 -	2:09.295 (3)	2.216	67.75	11:07:15.811
4 -	2:08.776 (2)	1.697	68.02	11:09:24.587
5 -	2:09.990	2.911	67.38	11:11:34.577
6 -	2:07.079 (1)		68.93	11:13:41.656

P18 91 Keith TERRY				
LAP	LAP TIME	DIFF	MPH	TIME OF DAY
1 -	2:16.655	9.503	64.10	11:02:57.077
2 -	2:09.416 (3)	2.264	67.68	11:05:06.493
3 -	2:07.726 (2)	0.574	68.58	11:07:14.219
4 -	2:10.285	3.133	67.23	11:09:24.504
5 -	2:10.157	3.005	67.30	11:11:34.661
6 -	2:07.152 (1)		68.89	11:13:41.813

P19 14 Ian DARBY				
LAP	LAP TIME	DIFF	MPH	TIME OF DAY
1 -	2:20.913	9.168	62.16	11:03:01.335
2 -	2:13.220	1.475	65.75	11:05:14.555
3 -	2:14.701	2.956	65.03	11:07:29.256
4 -	2:11.921 (2)	0.176	66.40	11:09:41.177
5 -	2:11.745 (1)		66.49	11:11:52.922
6 -	2:12.902 (3)	1.157	65.91	11:14:05.824

P20 77 Dan BURDETT				
LAP	LAP TIME	DIFF	MPH	TIME OF DAY
1 -	2:22.665	10.976	61.40	11:03:03.087
2 -	2:15.229	3.540	64.77	11:05:18.316

DIFF = Difference To Personal Best Lap

3 -	2:12.687 (2)	0.998	66.01	11:07:31.003
4 -	2:11.689 (1)		66.51	11:09:42.692
5 -	2:12.789 (3)	1.100	65.96	11:11:55.481
6 -	2:13.680	1.991	65.52	11:14:09.161

P21 19 Dave HIGGINS				
LAP	LAP TIME	DIFF	MPH	TIME OF DAY
1 -	2:22.090	9.530	61.64	11:03:02.512
2 -	2:15.057	2.497	64.86	11:05:17.569
3 -	2:14.007 (3)	1.447	65.36	11:07:31.576
4 -	2:12.560 (1)		66.08	11:09:44.136
5 -	2:13.916 (2)	1.356	65.41	11:11:58.052
6 -	2:15.183	2.623	64.79	11:14:13.235

P22 29 Tim GRIGGS				
LAP	LAP TIME	DIFF	MPH	TIME OF DAY
1 -	2:29.710	9.970	58.51	11:03:10.132
2 -	2:19.762 (2)	0.022	62.67	11:05:29.894
3 -	2:21.902	2.162	61.73	11:07:51.796
4 -	2:19.740 (1)		62.68	11:10:11.536
5 -	2:20.483 (3)	0.743	62.35	11:12:32.019

P23 30 Malcolm HOWELL				
LAP	LAP TIME	DIFF	MPH	TIME OF DAY
1 -	2:30.300	10.638	58.28	11:03:10.722
2 -	2:22.534	2.872	61.45	11:05:33.256
3 -	2:19.662 (1)		62.72	11:07:52.918
4 -	2:19.832 (2)	0.170	62.64	11:10:12.750
5 -	2:20.004 (3)	0.342	62.56	11:12:32.754

P24 27 Andy BUTTERS				
LAP	LAP TIME	DIFF	MPH	TIME OF DAY
1 -	2:29.542 (3)	5.417	58.57	11:03:09.964
2 -	2:24.125 (1)		60.77	11:05:34.089
3 -	2:24.234 (2)	0.109	60.73	11:07:58.323
4 -	2:46.523	22.398	52.60	11:10:44.846
5 -	2:35.933	11.808	56.17	11:13:20.779

P25 69 Paul ROBSON				
LAP	LAP TIME	DIFF	MPH	TIME OF DAY
1 -	2:14.193 (2)	7.656	65.27	11:02:54.615
2 -	2:06.537 (1)		69.22	11:05:01.152

Weather / Track : Cloudy / Dry

Brands Hatch GP

Circuit Length = 2.4332 miles

Start: 11:00 Flag 11:12 End: 11:14

BMCRC-MRO Championships 2013 - Brands Hatch GP

Freshdrop BMZRC 250 MZ

RACE 1 - GRID

ROW 7	28	8 Peter MANNERING	27	95 Chris ROGERS	26	11 Ian SLAUGHTER	25	69 Paul ROBSON
ROW 6	24	27 Andy BUTTERS	23	30 Malcolm HOWELL	22	29 Tim GRIGGS	21	19 Dave HIGGINS
ROW 5	20	77 Dan BURDETT	19	14 Ian DARBY	18	91 Keith TERRY	17	66 Mark VINCENT
ROW 4	16	93 Chris PURL	15	38 Chris PETTET	14	47 Richard FAYERS	13	45 Charlotte MORTON
ROW 3	12	58 Des DAVIES	11	43 Daniel BARFORD	10	18 Barry GREEN	9	15 Andy MOFFAT
ROW 2	8	68 Graham GARRIQUES	7	78 Chris DOWLING	6	9 Graham HAW	5	2 Lee HARDY
ROW 1	4	85 Andrew WALES	3	28 Darren WEST	2	76 Peter WOODALL	1	82 Mark TAYLOR
Pole								

Brands Hatch GP
Circuit Length = 2.4332 miles

These results are provisional until the conclusion of any judicial and technical matters.

Clerk Of Course :		Timekeeper :
-------------------	--	--------------

Results can be found at www.tsl-timing.com

Printed - 11:23 Sunday, 18 August 2013



BMCRC-MRO Championships 2013 - Brands Hatch GP

Freshdrop BMZRC 250 MZ

RACE 1 - CLASSIFICATION

POS	NO	NAME	ENTRY	LAPS	TIME	GAP	DIFF	MPH	BEST	ON
1	95	Chris ROGERS	MZ - CB Racing	6	11:32.814			75.86	1:53.064	5
2	76	Peter WOODALL	MZ - Core Projects Ltd	6	11:36.244	3.430	3.430	75.48	1:54.831	3
3	82	Mark TAYLOR	MZ - Nexus Performance	6	11:45.724	12.910	9.480	74.47	1:55.137	2
4	28	Darren WEST	MZ -	6	11:45.967	13.153	0.243	74.44	1:54.776	6
5	85	Andrew WALES	MZ - Illuminated Design	6	11:48.043	15.229	2.076	74.23	1:56.474	4
6	78	Chris DOWLING	MZ - HS Racing	6	12:02.485	29.671	14.442	72.74	1:58.839	2
7	58	Des DAVIES	MZ -	6	12:06.972	34.158	4.487	72.29	1:58.691	5
8	2	Lee HARDY	MZ - Amy & Eric	6	12:07.483	34.669	0.511	72.24	1:58.369	6
9	9	Graham HAW	MZ -	6	12:09.291	36.477	1.808	72.06	1:58.645	5
10	15	Andy MOFFAT	MZ - Gills Office	6	12:12.746	39.932	3.455	71.72	1:59.789	6
11	68	Graham GARRIQUES	MZ -	6	12:12.885	40.071	0.139	71.71	1:59.878	6
12	18	Barry GREEN	MZ -	6	12:22.975	50.161	10.090	70.74	2:01.738	2
13	47	Richard FAYERS	MZ -	6	12:33.181	1:00.367	10.206	69.78	2:02.702	4
14	45	Charlotte MORTON	MZ - HS Racing	6	12:34.145	1:01.331	0.964	69.69	2:03.665	2
15	93	Chris PURL	MZ - MZ Experience	6	12:34.170	1:01.356	0.025	69.69	2:02.562	5
16	38	Chris PETTET	MZ -	6	12:35.731	1:02.917	1.561	69.54	2:04.067	2
17	69	Paul ROBSON	MZ - London First Aid	6	12:48.098	1:15.284	12.367	68.42	2:05.074	6
18	91	Keith TERRY	MZ -	6	12:48.584	1:15.770	0.486	68.38	2:05.652	6
19	19	Dave HIGGINS	MZ -	6	13:20.787	1:47.973	32.203	65.63	2:11.094	4
20	14	Ian DARBY	MZ -	6	13:22.168	1:49.354	1.381	65.52	2:11.511	6
21	11	Ian SLAUGHTER	MZ -	6	13:32.678	1:59.864	10.510	64.67	2:01.099	6
22	29	Tim GRIGGS	MZ -	6	13:35.130	2:02.316	2.452	64.47	2:12.493	6
23	77	Dan BURDETT	MZ - DBR	6	13:39.618	2:06.804	4.488	64.12	2:13.423	2
24	27	Andy BUTTERS	MZ -	5	11:35.111	1 Lap	1 Lap	63.01	2:15.614	2
NOT CLASSIFIED										
DNF	30	Malcolm HOWELL	MZ -	3	7:06.109	3 Laps	2 Laps	61.67	2:18.067	2
DNF	43	Daniel BARFORD	MZ -	2	4:16.551	4 Laps	1 Lap	68.28	2:00.856	2
DNF	66	Mark VINCENT	MZ - Putoline	1	2:15.999	5 Laps	1 Lap	64.41	2:15.999	1
FASTEST LAP										
95	Chris ROGERS	MZ - CB Racing		5	1:53.064			77.47 mph	124.68 kph	

Weather / Track : Cloudy / Dry

These results are provisional until the conclusion of any judicial and technical matters.

Brands Hatch GP

Circuit Length = 2.4332 miles

Start: 12:37 Flag 12:48 End: 12:50

Clerk Of Course :	Timekeeper :
-------------------	--------------

Results can be found at www.tsl-timing.com

Printed - 12:51 Sunday, 18 August 2013



BMCRC-MRO Championships 2013 - Brands Hatch GP

Freshdrop BMZRC 250 MZ

RACE 1 - LAP CHART

LAP 1		
NO	BEHIND	LAP TIME

82		2:00.253
76	0.729	2:00.982
95	2.268	2:02.521
28	3.183	2:03.436
85	3.386	2:03.639
78	3.420	2:03.673
2	6.025	2:06.278
15	6.368	2:06.621
9	7.147	2:07.400
68	7.250	2:07.503
58	9.542	2:09.795
38	10.814	2:11.067
45	11.987	2:12.240
18	12.245	2:12.498
47	12.984	2:13.237
93	15.011	2:15.264
91	15.164	2:15.417
43	15.442	2:15.695
66	15.746	2:15.999
69	15.862	2:16.115
14	19.151	2:19.404
77	20.828	2:21.081
19	21.450	2:21.703
29	25.685	2:25.938
27	26.735	2:26.988
30	27.808	2:28.061
11	1:19.811	3:20.064

LAP 2		
NO	BEHIND	LAP TIME

82		1:55.137
95	0.542	1:53.411
76	0.569	1:54.977
28	4.800	1:56.754
85	5.460	1:57.211
78	7.122	1:58.839
2	12.860	2:01.972
15	12.962	2:01.731
68	13.249	2:01.136
9	14.046	2:02.036
58	14.087	1:59.682
18	18.846	2:01.738
38	19.744	2:04.067
45	20.515	2:03.665
47	20.911	2:03.064
43	21.161	2:00.856
93	23.322	2:03.448
91	25.941	2:05.914
69	27.024	2:06.299
14	36.526	2:12.512
19	38.963	2:12.650
77	39.114	2:13.423
29	45.883	2:15.335
27	47.212	2:15.614
30	50.738	2:18.067
11	1:28.330	2:03.656

LAP 3		
NO	BEHIND	LAP TIME

95		1:53.258
76	1.600	1:54.831

28	8.389	1:57.389
85	8.574	1:56.914
82	8.936	2:02.736
78	13.557	2:00.235
58	21.068	2:00.781
2	21.151	2:02.091
9	22.238	2:01.992
68	22.304	2:02.855
15	22.771	2:03.609
18	27.790	2:02.744
45	31.498	2:04.783
47	31.678	2:04.567
38	32.018	2:06.074
93	35.089	2:05.567
91	39.919	2:07.778
69	40.470	2:07.246
14	57.013	2:14.287
19	57.454	2:12.291
77	59.578	2:14.264
29	1:07.444	2:15.361
27	1:10.727	2:17.315
30	1:16.919	2:19.981
11	1:37.660	2:03.130

LAP 4		
NO	BEHIND	LAP TIME

95		1:53.104
76	3.699	1:55.203
28	11.878	1:56.593
85	11.944	1:56.474
82	12.054	1:56.222
78	20.313	1:59.860
58	27.247	1:59.283
2	28.186	2:00.139
9	29.053	1:59.919
68	30.093	2:00.893
15	30.147	2:00.480
18	37.037	2:02.351
47	41.276	2:02.702
45	42.489	2:04.095
38	43.207	2:04.293
93	45.596	2:03.611
91	53.021	2:06.206
69	53.803	2:06.437
19	1:15.444	2:11.094
14	1:16.472	2:12.563
77	1:22.685	2:16.211
29	1:27.303	2:12.963
27	1:34.035	2:16.412
11	1:47.720	2:03.164

LAP 5		
NO	BEHIND	LAP TIME

95		1:53.064
76	5.773	1:55.138
82	15.024	1:56.034
28	15.833	1:57.019
85	15.886	1:57.006
78	27.098	1:59.849
58	32.874	1:58.691
2	33.756	1:58.634
9	34.634	1:58.645
15	37.599	2:00.516
68	37.649	2:00.620

18	45.831	2:01.858
47	53.793	2:05.581
45	53.970	2:04.545
38	54.410	2:04.267
93	55.094	2:02.562
91	1:07.574	2:07.617
69	1:07.666	2:06.927
19	1:33.965	2:11.585
14	1:35.299	2:11.891
77	1:47.229	2:17.608
29	1:47.279	2:13.040
11	1:56.221	2:01.565

LAP 6		
NO	BEHIND	LAP TIME

95		1:57.456
27	1 Lap	2:18.782
76	3.430	1:55.113
82	12.910	1:55.342
28	13.153	1:54.776
85	15.229	1:56.799
78	29.671	2:00.029
58	34.158	1:58.740
2	34.669	1:58.369
9	36.477	1:59.299
15	39.932	1:59.789
68	40.071	1:59.878
18	50.161	2:01.786
47	1:00.367	2:04.030
45	1:01.331	2:04.817
93	1:01.356	2:03.718
38	1:02.917	2:05.963
69	1:15.284	2:05.074
91	1:15.770	2:05.652
19	1:47.973	2:11.464
14	1:49.354	2:11.511
11	1:59.864	2:01.099
29	2:02.316	2:12.493
77	2:06.804	2:17.031

Brands Hatch GP

Circuit Length = 2.4332 miles

Start: 12:37 Flag 12:48 End: 12:50

Weather / Track : Cloudy / Dry

Results can be found at www.tsl-timing.com

Printed - 12:51 Sunday, 18 August 2013

BMCRC-MRO Championships 2013 - Brands Hatch GP

Freshdrop BMZRC 250 MZ

RACE 1 - LAP ANALYSIS

DIFF = Difference To Personal Best Lap

P1 95 Chris ROGERS				
LAP	LAP TIME	DIFF	MPH	TIME OF DAY
1 -	2:02.521	9.457	71.49	12:39:16.207
2 -	1:53.411	0.347	77.23	12:41:09.618
3 -	1:53.258 (3)	0.194	77.34	12:43:02.876
4 -	1:53.104 (2)	0.040	77.44	12:44:55.980
5 -	1:53.064 (1)		77.47	12:46:49.044
6 -	1:57.456	4.392	74.57	12:48:46.500

P2 76 Peter WOODALL				
LAP	LAP TIME	DIFF	MPH	TIME OF DAY
1 -	2:00.982	6.151	72.40	12:39:14.668
2 -	1:54.977 (2)	0.146	76.18	12:41:09.645
3 -	1:54.831 (1)		76.28	12:43:04.476
4 -	1:55.203	0.372	76.03	12:44:59.679
5 -	1:55.138	0.307	76.08	12:46:54.817
6 -	1:55.113 (3)	0.282	76.09	12:48:49.930

P3 82 Mark TAYLOR				
LAP	LAP TIME	DIFF	MPH	TIME OF DAY
1 -	2:00.253	5.116	72.84	12:39:13.939
2 -	1:55.137 (1)		76.08	12:41:09.076
3 -	2:02.736	7.599	71.37	12:43:11.812
4 -	1:56.222	1.085	75.37	12:45:08.034
5 -	1:56.034 (3)	0.897	75.49	12:47:04.068
6 -	1:55.342 (2)	0.205	75.94	12:48:59.410

P4 28 Darren WEST				
LAP	LAP TIME	DIFF	MPH	TIME OF DAY
1 -	2:03.436	8.660	70.96	12:39:17.122
2 -	1:56.754 (3)	1.978	75.02	12:41:13.876
3 -	1:57.389	2.613	74.62	12:43:11.265
4 -	1:56.593 (2)	1.817	75.13	12:45:07.858
5 -	1:57.019	2.243	74.85	12:47:04.877
6 -	1:54.776 (1)		76.32	12:48:59.653

P5 85 Andrew WALES				
LAP	LAP TIME	DIFF	MPH	TIME OF DAY
1 -	2:03.639	7.165	70.84	12:39:17.325
2 -	1:57.211	0.737	74.73	12:41:14.536
3 -	1:56.914 (3)	0.440	74.92	12:43:11.450
4 -	1:56.474 (1)		75.20	12:45:07.924
5 -	1:57.006	0.532	74.86	12:47:04.930
6 -	1:56.799 (2)	0.325	74.99	12:49:01.729

P6 78 Chris DOWLING				
LAP	LAP TIME	DIFF	MPH	TIME OF DAY
1 -	2:03.673	4.834	70.83	12:39:17.359
2 -	1:58.839 (1)		73.71	12:41:16.198
3 -	2:00.235	1.396	72.85	12:43:16.433
4 -	1:59.860 (3)	1.021	73.08	12:45:16.293
5 -	1:59.849 (2)	1.010	73.09	12:47:16.142
6 -	2:00.029	1.190	72.98	12:49:16.171

P7 58 Des DAVIES				
LAP	LAP TIME	DIFF	MPH	TIME OF DAY
1 -	2:09.795	11.104	67.48	12:39:23.481
2 -	1:59.682	0.991	73.19	12:41:23.163

DIFF = Difference To Personal Best Lap

3 -	2:00.781	2.090	72.52	12:43:23.944
4 -	1:59.283 (3)	0.592	73.43	12:45:23.227
5 -	1:58.691 (1)		73.80	12:47:21.918
6 -	1:58.740 (2)	0.049	73.77	12:49:20.658

P8 2 Lee HARDY				
LAP	LAP TIME	DIFF	MPH	TIME OF DAY
1 -	2:06.278	7.909	69.36	12:39:19.964
2 -	2:01.972	3.603	71.81	12:41:21.936
3 -	2:02.091	3.722	71.74	12:43:24.027
4 -	2:00.139 (3)	1.770	72.91	12:45:24.166
5 -	1:58.634 (2)	0.265	73.83	12:47:22.800
6 -	1:58.369 (1)		74.00	12:49:21.169

P9 9 Graham HAW				
LAP	LAP TIME	DIFF	MPH	TIME OF DAY
1 -	2:07.400	8.755	68.75	12:39:21.086
2 -	2:02.036	3.391	71.78	12:41:23.122
3 -	2:01.992	3.347	71.80	12:43:25.114
4 -	1:59.919 (3)	1.274	73.04	12:45:25.033
5 -	1:58.645 (1)		73.83	12:47:23.678
6 -	1:59.299 (2)	0.654	73.42	12:49:22.977

P10 15 Andy MOFFAT				
LAP	LAP TIME	DIFF	MPH	TIME OF DAY
1 -	2:06.621	6.832	69.18	12:39:20.307
2 -	2:01.731	1.942	71.96	12:41:22.038
3 -	2:03.609	3.820	70.86	12:43:25.647
4 -	2:00.480 (2)	0.691	72.70	12:45:26.127
5 -	2:00.516 (3)	0.727	72.68	12:47:26.643
6 -	1:59.789 (1)		73.12	12:49:26.432

P11 68 Graham GARRIQUES				
LAP	LAP TIME	DIFF	MPH	TIME OF DAY
1 -	2:07.503	7.625	68.70	12:39:21.189
2 -	2:01.136	1.258	72.31	12:41:22.325
3 -	2:02.855	2.977	71.30	12:43:25.180
4 -	2:00.893 (3)	1.015	72.45	12:45:26.073
5 -	2:00.620 (2)	0.742	72.62	12:47:26.693
6 -	1:59.878 (1)		73.07	12:49:26.571

P12 18 Barry GREEN				
LAP	LAP TIME	DIFF	MPH	TIME OF DAY
1 -	2:12.498	10.760	66.11	12:39:26.184
2 -	2:01.738 (1)		71.95	12:41:27.922
3 -	2:02.744	1.006	71.36	12:43:30.666
4 -	2:02.351	0.613	71.59	12:45:33.017
5 -	2:01.858 (3)	0.120	71.88	12:47:34.875
6 -	2:01.786 (2)	0.048	71.92	12:49:36.661

P13 47 Richard FAYERS				
LAP	LAP TIME	DIFF	MPH	TIME OF DAY
1 -	2:13.237	10.535	65.74	12:39:26.923
2 -	2:03.064 (2)	0.362	71.18	12:41:29.987
3 -	2:04.567	1.865	70.32	12:43:34.554
4 -	2:02.702 (1)		71.39	12:45:37.256
5 -	2:05.581	2.879	69.75	12:47:42.837
6 -	2:04.030 (3)	1.328	70.62	12:49:46.867

Weather / Track : Cloudy / Dry

Brands Hatch GP

Circuit Length = 2.4332 miles

Start: 12:37 Flag 12:48 End: 12:50

BMCRC-MRO Championships 2013 - Brands Hatch GP

Freshdrop BMZRC 250 MZ

RACE 1 - LAP ANALYSIS

DIFF = Difference To Personal Best Lap

P14 45 Charlotte MORTON				
LAP	LAP TIME	DIFF	MPH	TIME OF DAY
1 -	2:12.240	8.575	66.24	12:39:25.926
2 -	2:03.665 (1)		70.83	12:41:29.591
3 -	2:04.783	1.118	70.20	12:43:34.374
4 -	2:04.095 (2)	0.430	70.58	12:45:38.469
5 -	2:04.545 (3)	0.880	70.33	12:47:43.014
6 -	2:04.817	1.152	70.18	12:49:47.831

P15 93 Chris PURL				
LAP	LAP TIME	DIFF	MPH	TIME OF DAY
1 -	2:15.264	12.702	64.76	12:39:28.950
2 -	2:03.448 (2)	0.886	70.95	12:41:32.398
3 -	2:05.567	3.005	69.76	12:43:37.965
4 -	2:03.611 (3)	1.049	70.86	12:45:41.576
5 -	2:02.562 (1)		71.47	12:47:44.138
6 -	2:03.718	1.156	70.80	12:49:47.856

P16 38 Chris PETTET				
LAP	LAP TIME	DIFF	MPH	TIME OF DAY
1 -	2:11.067	7.000	66.83	12:39:24.753
2 -	2:04.067 (1)		70.60	12:41:28.820
3 -	2:06.074	2.007	69.48	12:43:34.894
4 -	2:04.293 (3)	0.226	70.47	12:45:39.187
5 -	2:04.267 (2)	0.200	70.49	12:47:43.454
6 -	2:05.963	1.896	69.54	12:49:49.417

P17 69 Paul ROBSON				
LAP	LAP TIME	DIFF	MPH	TIME OF DAY
1 -	2:16.115	11.041	64.35	12:39:29.801
2 -	2:06.299 (2)	1.225	69.35	12:41:36.100
3 -	2:07.246	2.172	68.84	12:43:43.346
4 -	2:06.437 (3)	1.363	69.28	12:45:49.783
5 -	2:06.927	1.853	69.01	12:47:56.710
6 -	2:05.074 (1)		70.03	12:50:01.784

P18 91 Keith TERRY				
LAP	LAP TIME	DIFF	MPH	TIME OF DAY
1 -	2:15.417	9.765	64.68	12:39:29.103
2 -	2:05.914 (2)	0.262	69.57	12:41:35.017
3 -	2:07.778	2.126	68.55	12:43:42.795
4 -	2:06.206 (3)	0.554	69.40	12:45:49.001
5 -	2:07.617	1.965	68.64	12:47:56.618
6 -	2:05.652 (1)		69.71	12:50:02.270

P19 19 Dave HIGGINS				
LAP	LAP TIME	DIFF	MPH	TIME OF DAY
1 -	2:21.703	10.609	61.81	12:39:35.389
2 -	2:12.650	1.556	66.03	12:41:48.039
3 -	2:12.291	1.197	66.21	12:44:00.330
4 -	2:11.094 (1)		66.82	12:46:11.424
5 -	2:11.585 (3)	0.491	66.57	12:48:23.009
6 -	2:11.464 (2)	0.370	66.63	12:50:34.473

P20 14 Ian DARBY				
LAP	LAP TIME	DIFF	MPH	TIME OF DAY
1 -	2:19.404	7.893	62.83	12:39:33.090
2 -	2:12.512 (3)	1.001	66.10	12:41:45.602

DIFF = Difference To Personal Best Lap

3 -	2:14.287	2.776	65.23	12:43:59.889
4 -	2:12.563	1.052	66.08	12:46:12.452
5 -	2:11.891 (2)	0.380	66.41	12:48:24.343
6 -	2:11.511 (1)		66.60	12:50:35.854

P21 11 Ian SLAUGHTER				
LAP	LAP TIME	DIFF	MPH	TIME OF DAY
1 -	3:20.064	1:18.965	43.78	12:40:33.750
2 -	2:03.656	2.557	70.84	12:42:37.406
3 -	2:03.130 (3)	2.031	71.14	12:44:40.536
4 -	2:03.164	2.065	71.12	12:46:43.700
5 -	2:01.565 (2)	0.466	72.05	12:48:45.265
6 -	2:01.099 (1)		72.33	12:50:46.364

P22 29 Tim GRIGGS				
LAP	LAP TIME	DIFF	MPH	TIME OF DAY
1 -	2:25.938	13.445	60.02	12:39:39.624
2 -	2:15.335	2.842	64.72	12:41:54.959
3 -	2:15.361	2.868	64.71	12:44:10.320
4 -	2:12.963 (2)	0.470	65.88	12:46:23.283
5 -	2:13.040 (3)	0.547	65.84	12:48:36.323
6 -	2:12.493 (1)		66.11	12:50:48.816

P23 77 Dan BURDETT				
LAP	LAP TIME	DIFF	MPH	TIME OF DAY
1 -	2:21.081	7.658	62.09	12:39:34.767
2 -	2:13.423 (1)		65.65	12:41:48.190
3 -	2:14.264 (2)	0.841	65.24	12:44:02.454
4 -	2:16.211 (3)	2.788	64.31	12:46:18.665
5 -	2:17.608	4.185	63.65	12:48:36.273
6 -	2:17.031	3.608	63.92	12:50:53.304

P24 27 Andy BUTTERS				
LAP	LAP TIME	DIFF	MPH	TIME OF DAY
1 -	2:26.988	11.374	59.59	12:39:40.674
2 -	2:15.614 (1)		64.59	12:41:56.288
3 -	2:17.315 (3)	1.701	63.79	12:44:13.603
4 -	2:16.412 (2)	0.798	64.21	12:46:30.015
5 -	2:18.782	3.168	63.11	12:48:48.797

P25 30 Malcolm HOWELL				
LAP	LAP TIME	DIFF	MPH	TIME OF DAY
1 -	2:28.061 (3)	9.994	59.16	12:39:41.747
2 -	2:18.067 (1)		63.44	12:41:59.814
3 -	2:19.981 (2)	1.914	62.57	12:44:19.795

P26 43 Daniel BARFORD				
LAP	LAP TIME	DIFF	MPH	TIME OF DAY
1 -	2:15.695 (2)	14.839	64.55	12:39:29.381
2 -	2:00.856 (1)		72.48	12:41:30.237

P27 66 Mark VINCENT				
LAP	LAP TIME	DIFF	MPH	TIME OF DAY
1 -	2:15.999 (1)		64.41	12:39:29.685

Weather / Track : Cloudy / Dry

Brands Hatch GP

Circuit Length = 2.4332 miles

Start: 12:37 Flag 12:48 End: 12:50

BMCRC-MRO Championships 2013 - Brands Hatch GP

Freshdrop BMZRC 250 MZ

RACE 12 - GRID

ROW 7		27	66 Mark VINCENT	26	43 Daniel BARFORD	25	30 Malcolm HOWELL		
ROW 6	24	27 Andy BUTTERS	23	77 Dan BURDETT	22	29 Tim GRIGGS	21	11 Ian SLAUGHTER	
ROW 5		20	14 Ian DARBY	19	19 Dave HIGGINS	18	91 Keith TERRY	17	69 Paul ROBSON
ROW 4	16	38 Chris PETTET	15	93 Chris PURL	14	45 Charlotte MORTON	13	47 Richard FAYERS	
ROW 3		12	18 Barry GREEN	11	68 Graham GARRIQUES	10	15 Andy MOFFAT	9	9 Graham HAW
ROW 2	8	2 Lee HARDY	7	58 Des DAVIES	6	78 Chris DOWLING	5	85 Andrew WALES	
ROW 1		4	28 Darren WEST	3	82 Mark TAYLOR	2	76 Peter WOODALL	1	95 Chris ROGERS
								Pole	

Brands Hatch GP
Circuit Length = 2.4332 miles

These results are provisional until the conclusion of any judicial and technical matters.

Clerk Of Course :		Timekeeper :
-------------------	--	--------------

Results can be found at www.tsl-timing.com

Printed - 12:53 Sunday, 18 August 2013



BMCRC-MRO Championships 2013 - Brands Hatch GP

Freshdrop BMZRC 250 MZ

RACE 12 - CLASSIFICATION

POS	NO	NAME	ENTRY	LAPS	TIME	GAP	DIFF	MPH	BEST	ON
1	95	Chris ROGERS	MZ - CB Racing	6	11:32.330			75.91	1:53.022	4
2	82	Mark TAYLOR	MZ - Nexus Performance	6	11:38.129	5.799	5.799	75.28	1:54.845	4
3	76	Peter WOODALL	MZ - Core Projects Ltd	6	11:38.746	6.416	0.617	75.21	1:55.036	3
4	28	Darren WEST	MZ -	6	11:45.761	13.431	7.015	74.47	1:56.129	6
5	85	Andrew WALES	MZ - Illuminated Design	6	12:04.856	32.526	19.095	72.50	1:58.473	2
6	2	Lee HARDY	MZ - Amy & Eric	6	12:14.654	42.324	9.798	71.54	2:00.159	3
7	11	Ian SLAUGHTER	MZ -	6	12:15.597	43.267	0.943	71.45	1:59.682	3
8	58	Des DAVIES	MZ -	6	12:18.092	45.762	2.495	71.20	1:59.355	3
9	43	Daniel BARFORD	MZ -	6	12:18.879	46.549	0.787	71.13	1:59.827	6
10	18	Barry GREEN	MZ -	6	12:20.609	48.279	1.730	70.96	2:00.773	4
11	15	Andy MOFFAT	MZ - Gills Office	6	12:20.934	48.604	0.325	70.93	2:01.662	6
12	38	Chris PETTET	MZ -	6	12:33.101	1:00.771	12.167	69.79	2:04.152	2
13	47	Richard FAYERS	MZ -	6	12:38.624	1:06.294	5.523	69.28	2:03.735	3
14	93	Chris PURL	MZ - MZ Experience	6	12:41.722	1:09.392	3.098	69.00	2:04.533	2
15	45	Charlotte MORTON	MZ - HS Racing	6	12:48.740	1:16.410	7.018	68.37	2:06.481	3
16	69	Paul ROBSON	MZ - London First Aid	6	12:57.897	1:25.567	9.157	67.56	2:06.376	2
17	91	Keith TERRY	MZ -	6	13:12.389	1:40.059	14.492	66.32	2:09.505	4
18	19	Dave HIGGINS	MZ -	6	13:36.242	2:03.912	23.853	64.39	2:14.389	3
19	29	Tim GRIGGS	MZ -	5	11:35.743	1 Lap	1 Lap	62.95	2:15.174	4
20	27	Andy BUTTERS	MZ -	5	12:22.406	1 Lap	46.663	58.99	2:24.657	4

NOT CLASSIFIED

DNF	9	Graham HAW	MZ -	4	8:14.093	2 Laps	1 Lap	70.91	2:01.527	2
DNF	30	Malcolm HOWELL	MZ -	4	9:23.520	2 Laps	1:09.427	62.17	2:14.615	4
DNF	78	Chris DOWLING	MZ - HS Racing	3	6:13.875	3 Laps	1 Lap	70.28	2:01.162	3
DNF	68	Graham GARRIQUES	MZ -	0						
DNF	77	Dan BURDETT	MZ - DBR	0						

FASTEST LAP

95	Chris ROGERS	MZ - CB Racing	4	1:53.022	77.50 mph	124.73 kph
----	--------------	----------------	---	----------	-----------	------------

Weather / Track : Cloudy / Dry

These results are provisional until the conclusion of any judicial and technical matters.

Brands Hatch GP

Circuit Length = 2.4332 miles

Start: 15:14 Flag 15:26 End: 15:28

Clerk Of Course :	Timekeeper :
-------------------	--------------

Results can be found at www.tsl-timing.com

Printed - 15:28 Sunday, 18 August 2013



BMCRC-MRO Championships 2013 - Brands Hatch GP

Freshdrop BMZRC 250 MZ

RACE 12 - LAP CHART

LAP 1		
NO	BEHIND	LAP TIME

82		2:01.242
76	0.044	2:01.286
95	0.113	2:01.355
85	1.901	2:03.143
28	2.315	2:03.557
15	5.817	2:07.059
9	5.928	2:07.170
38	7.375	2:08.617
58	7.739	2:08.981
78	7.807	2:09.049
2	8.856	2:10.098
18	10.054	2:11.296
11	10.537	2:11.779
47	10.981	2:12.223
45	11.489	2:12.731
43	12.001	2:13.243
93	13.270	2:14.512
69	14.179	2:15.421
91	16.753	2:17.995
19	20.996	2:22.238
30	28.358	2:29.600
27	28.391	2:29.633
29	28.595	2:29.837

LAP 2		
NO	BEHIND	LAP TIME

95		1:55.339
76	0.466	1:55.874
82	0.739	1:56.191
28	3.408	1:56.545
85	4.922	1:58.473
9	12.003	2:01.527
15	12.347	2:01.982
2	14.154	2:00.750
58	15.785	2:03.498
78	16.019	2:03.664
38	16.075	2:04.152
11	16.086	2:01.001
18	16.415	2:01.813
43	16.484	1:59.935
93	22.351	2:04.533
45	22.928	2:06.891
47	23.011	2:07.482
69	25.103	2:06.376
91	33.000	2:11.699
19	40.855	2:15.311
29	50.416	2:17.273
30	53.145	2:20.239
27	58.970	2:26.031

LAP 3		
NO	BEHIND	LAP TIME

95		1:53.438
76	2.064	1:55.036
82	2.155	1:54.854
28	6.772	1:56.802
85	10.715	1:59.231
2	20.875	2:00.159
9	21.343	2:02.778
58	21.702	1:59.355
15	21.790	2:02.881

11	22.330	1:59.682
43	23.348	2:00.302
78	23.743	2:01.162
18	24.855	2:01.878
38	27.369	2:04.732
47	33.308	2:03.735
93	34.186	2:05.273
45	35.971	2:06.481
69	38.357	2:06.692
91	50.253	2:10.691
19	1:01.806	2:14.389
29	1:12.352	2:15.374
30	1:18.773	2:19.066
27	1:33.879	2:28.347

LAP 4		
NO	BEHIND	LAP TIME

95		1:53.022
82	3.978	1:54.845
76	4.377	1:55.335
28	9.955	1:56.205
85	17.130	1:59.437
2	30.056	2:02.203
58	30.316	2:01.636
11	30.820	2:01.512
9	30.939	2:02.618
15	31.098	2:02.330
43	31.181	2:00.855
18	32.606	2:00.773
38	39.114	2:04.767
47	44.625	2:04.339
93	47.645	2:06.481
45	49.691	2:06.742
69	56.167	2:10.832
91	1:06.736	2:09.505
19	1:23.439	2:14.655
29	1:34.504	2:15.174
30	1:40.366	2:14.615

LAP 5		
NO	BEHIND	LAP TIME

95		1:53.147
82	6.285	1:55.454
76	7.291	1:56.061
27	1 Lap	2:24.657
28	13.331	1:56.523
85	24.771	2:00.788
2	37.768	2:00.859
11	37.935	2:00.262
58	40.922	2:03.753
43	42.751	2:04.717
18	42.813	2:03.354
15	42.971	2:05.020
38	51.895	2:05.928
47	57.344	2:05.866
93	1:00.104	2:05.606
45	1:04.170	2:07.626
69	1:13.811	2:10.791
91	1:24.713	2:11.124
19	1:45.253	2:14.961

LAP 6		
NO	BEHIND	LAP TIME

95		1:56.029
29	1 Lap	2:18.085
82	5.799	1:55.543
76	6.416	1:55.154
28	13.431	1:56.129
85	32.526	2:03.784
2	42.324	2:00.585
11	43.267	2:01.361
58	45.762	2:00.869
43	46.549	1:59.827
18	48.279	2:01.495
15	48.604	2:01.662
27	1 Lap	2:33.738
38	1:00.771	2:04.905
47	1:06.294	2:04.979
93	1:09.392	2:05.317
45	1:16.410	2:08.269
69	1:25.567	2:07.785
91	1:40.059	2:11.375
19	2:03.912	2:14.688

Weather / Track : Cloudy / Dry

Results can be found at www.tsl-timing.com

Brands Hatch GP
Circuit Length = 2.4332 miles
Start: 15:14 Flag 15:26 End: 15:28

Printed - 15:29 Sunday, 18 August 2013

BMCRC-MRO Championships 2013 - Brands Hatch GP

Freshdrop BMZRC 250 MZ

RACE 12 - LAP ANALYSIS

DIFF = Difference To Personal Best Lap

P1 95 Chris ROGERS				
LAP	LAP TIME	DIFF	MPH	TIME OF DAY
1 -	2:01.355	8.333	72.18	15:16:40.405
2 -	1:55.339	2.317	75.94	15:18:35.744
3 -	1:53.438 (3)	0.416	77.22	15:20:29.182
4 -	1:53.022 (1)		77.50	15:22:22.204
5 -	1:53.147 (2)	0.125	77.42	15:24:15.351
6 -	1:56.029	3.007	75.49	15:26:11.380

P2 82 Mark TAYLOR				
LAP	LAP TIME	DIFF	MPH	TIME OF DAY
1 -	2:01.242	6.397	72.25	15:16:40.292
2 -	1:56.191	1.346	75.39	15:18:36.483
3 -	1:54.854 (2)	0.009	76.26	15:20:31.337
4 -	1:54.845 (1)		76.27	15:22:26.182
5 -	1:55.454 (3)	0.609	75.87	15:24:21.636
6 -	1:55.543	0.698	75.81	15:26:17.179

P3 76 Peter WOODALL				
LAP	LAP TIME	DIFF	MPH	TIME OF DAY
1 -	2:01.286	6.250	72.22	15:16:40.336
2 -	1:55.874	0.838	75.59	15:18:36.210
3 -	1:55.036 (1)		76.14	15:20:31.246
4 -	1:55.335 (3)	0.299	75.95	15:22:26.581
5 -	1:56.061	1.025	75.47	15:24:22.642
6 -	1:55.154 (2)	0.118	76.07	15:26:17.796

P4 28 Darren WEST				
LAP	LAP TIME	DIFF	MPH	TIME OF DAY
1 -	2:03.557	7.428	70.89	15:16:42.607
2 -	1:56.545	0.416	75.16	15:18:39.152
3 -	1:56.802	0.673	74.99	15:20:35.954
4 -	1:56.205 (2)	0.076	75.38	15:22:32.159
5 -	1:56.523 (3)	0.394	75.17	15:24:28.682
6 -	1:56.129 (1)		75.43	15:26:24.811

P5 85 Andrew WALES				
LAP	LAP TIME	DIFF	MPH	TIME OF DAY
1 -	2:03.143	4.670	71.13	15:16:42.193
2 -	1:58.473 (1)		73.93	15:18:40.666
3 -	1:59.231 (2)	0.758	73.46	15:20:39.897
4 -	1:59.437 (3)	0.964	73.34	15:22:39.334
5 -	2:00.788	2.315	72.52	15:24:40.122
6 -	2:03.784	5.311	70.76	15:26:43.906

P6 2 Lee HARDY				
LAP	LAP TIME	DIFF	MPH	TIME OF DAY
1 -	2:10.098	9.939	67.33	15:16:49.148
2 -	2:00.750 (3)	0.591	72.54	15:18:49.898
3 -	2:00.159 (1)		72.90	15:20:50.057
4 -	2:02.203	2.044	71.68	15:22:52.260
5 -	2:00.859	0.700	72.47	15:24:53.119
6 -	2:00.585 (2)	0.426	72.64	15:26:53.704

P7 11 Ian SLAUGHTER				
LAP	LAP TIME	DIFF	MPH	TIME OF DAY
1 -	2:11.779	12.097	66.47	15:16:50.829
2 -	2:01.001 (3)	1.319	72.39	15:18:51.830

DIFF = Difference To Personal Best Lap

3 -	1:59.682 (1)		73.19	15:20:51.512
4 -	2:01.512	1.830	72.09	15:22:53.024
5 -	2:00.262 (2)	0.580	72.83	15:24:53.286
6 -	2:01.361	1.679	72.18	15:26:54.647

P8 58 Des DAVIES				
LAP	LAP TIME	DIFF	MPH	TIME OF DAY
1 -	2:08.981	9.626	67.91	15:16:48.031
2 -	2:03.498	4.143	70.93	15:18:51.529
3 -	1:59.355 (1)		73.39	15:20:50.884
4 -	2:01.636 (3)	2.281	72.01	15:22:52.520
5 -	2:03.753	4.398	70.78	15:24:56.273
6 -	2:00.869 (2)	1.514	72.47	15:26:57.142

P9 43 Daniel BARFORD				
LAP	LAP TIME	DIFF	MPH	TIME OF DAY
1 -	2:13.243	13.416	65.74	15:16:52.293
2 -	1:59.935 (2)	0.108	73.03	15:18:52.228
3 -	2:00.302 (3)	0.475	72.81	15:20:52.530
4 -	2:00.855	1.028	72.48	15:22:53.385
5 -	2:04.717	4.890	70.23	15:24:58.102
6 -	1:59.827 (1)		73.10	15:26:57.929

P10 18 Barry GREEN				
LAP	LAP TIME	DIFF	MPH	TIME OF DAY
1 -	2:11.296	10.523	66.71	15:16:50.346
2 -	2:01.813 (3)	1.040	71.91	15:18:52.159
3 -	2:01.878	1.105	71.87	15:20:54.037
4 -	2:00.773 (1)		72.53	15:22:54.810
5 -	2:03.354	2.581	71.01	15:24:58.164
6 -	2:01.495 (2)	0.722	72.10	15:26:59.659

P11 15 Andy MOFFAT				
LAP	LAP TIME	DIFF	MPH	TIME OF DAY
1 -	2:07.059	5.397	68.94	15:16:46.109
2 -	2:01.982 (2)	0.320	71.81	15:18:48.091
3 -	2:02.881	1.219	71.28	15:20:50.972
4 -	2:02.330 (3)	0.668	71.60	15:22:53.302
5 -	2:05.020	3.358	70.06	15:24:58.322
6 -	2:01.662 (1)		72.00	15:26:59.984

P12 38 Chris PETTET				
LAP	LAP TIME	DIFF	MPH	TIME OF DAY
1 -	2:08.617	4.465	68.10	15:16:47.667
2 -	2:04.152 (1)		70.55	15:18:51.819
3 -	2:04.732 (2)	0.580	70.22	15:20:56.551
4 -	2:04.767 (3)	0.615	70.20	15:23:01.318
5 -	2:05.928	1.776	69.56	15:25:07.246
6 -	2:04.905	0.753	70.13	15:27:12.151

P13 47 Richard FAYERS				
LAP	LAP TIME	DIFF	MPH	TIME OF DAY
1 -	2:12.223	8.488	66.25	15:16:51.273
2 -	2:07.482	3.747	68.71	15:18:58.755
3 -	2:03.735 (1)		70.79	15:21:02.490
4 -	2:04.339 (2)	0.604	70.45	15:23:06.829
5 -	2:05.866	2.131	69.59	15:25:12.695
6 -	2:04.979 (3)	1.244	70.09	15:27:17.674

Weather / Track : Cloudy / Dry

Brands Hatch GP

Circuit Length = 2.4332 miles

Start: 15:14 Flag 15:26 End: 15:28

BMCRC-MRO Championships 2013 - Brands Hatch GP

Freshdrop BMZRC 250 MZ

RACE 12 - LAP ANALYSIS

DIFF = Difference To Personal Best Lap

P14 93 Chris PURL				
LAP	LAP TIME	DIFF	MPH	TIME OF DAY
1 -	2:14.512	9.979	65.12	15:16:53.562
2 -	2:04.533 (1)		70.34	15:18:58.095
3 -	2:05.273 (2)	0.740	69.92	15:21:03.368
4 -	2:06.481	1.948	69.25	15:23:09.849
5 -	2:05.606	1.073	69.74	15:25:15.455
6 -	2:05.317 (3)	0.784	69.90	15:27:20.772

P15 45 Charlotte MORTON				
LAP	LAP TIME	DIFF	MPH	TIME OF DAY
1 -	2:12.731	6.250	65.99	15:16:51.781
2 -	2:06.891 (3)	0.410	69.03	15:18:58.672
3 -	2:06.481 (1)		69.25	15:21:05.153
4 -	2:06.742 (2)	0.261	69.11	15:23:11.895
5 -	2:07.626	1.145	68.63	15:25:19.521
6 -	2:08.269	1.788	68.29	15:27:27.790

P16 69 Paul ROBSON				
LAP	LAP TIME	DIFF	MPH	TIME OF DAY
1 -	2:15.421	9.045	64.68	15:16:54.471
2 -	2:06.376 (1)		69.31	15:19:00.847
3 -	2:06.692 (2)	0.316	69.14	15:21:07.539
4 -	2:10.832	4.456	66.95	15:23:18.371
5 -	2:10.791	4.415	66.97	15:25:29.162
6 -	2:07.785 (3)	1.409	68.55	15:27:36.947

P17 91 Keith TERRY				
LAP	LAP TIME	DIFF	MPH	TIME OF DAY
1 -	2:17.995	8.490	63.47	15:16:57.045
2 -	2:11.699	2.194	66.51	15:19:08.744
3 -	2:10.691 (2)	1.186	67.02	15:21:19.435
4 -	2:09.505 (1)		67.64	15:23:28.940
5 -	2:11.124 (3)	1.619	66.80	15:25:40.064
6 -	2:11.375	1.870	66.67	15:27:51.439

P18 19 Dave HIGGINS				
LAP	LAP TIME	DIFF	MPH	TIME OF DAY
1 -	2:22.238	7.849	61.58	15:17:01.288
2 -	2:15.311	0.922	64.73	15:19:16.599
3 -	2:14.389 (1)		65.18	15:21:30.988
4 -	2:14.655 (2)	0.266	65.05	15:23:45.643
5 -	2:14.961	0.572	64.90	15:26:00.604
6 -	2:14.688 (3)	0.299	65.03	15:28:15.292

P19 29 Tim GRIGGS				
LAP	LAP TIME	DIFF	MPH	TIME OF DAY
1 -	2:29.837	14.663	58.46	15:17:08.887
2 -	2:17.273 (3)	2.099	63.81	15:19:26.160
3 -	2:15.374 (2)	0.200	64.70	15:21:41.534
4 -	2:15.174 (1)		64.80	15:23:56.708
5 -	2:18.085	2.911	63.43	15:26:14.793

P20 27 Andy BUTTERS				
LAP	LAP TIME	DIFF	MPH	TIME OF DAY
1 -	2:29.633	4.976	58.54	15:17:08.683
2 -	2:26.031 (2)	1.374	59.98	15:19:34.714
3 -	2:28.347 (3)	3.690	59.04	15:22:03.061

DIFF = Difference To Personal Best Lap

4 -	2:24.657 (1)		60.55	15:24:27.718
5 -	2:33.738	9.081	56.97	15:27:01.456

P21 9 Graham HAW				
LAP	LAP TIME	DIFF	MPH	TIME OF DAY
1 -	2:07.170	5.643	68.88	15:16:46.220
2 -	2:01.527 (1)		72.08	15:18:47.747
3 -	2:02.778 (3)	1.251	71.34	15:20:50.525
4 -	2:02.618 (2)	1.091	71.44	15:22:53.143

P22 30 Malcolm HOWELL				
LAP	LAP TIME	DIFF	MPH	TIME OF DAY
1 -	2:29.600	14.985	58.55	15:17:08.650
2 -	2:20.239 (3)	5.624	62.46	15:19:28.889
3 -	2:19.066 (2)	4.451	62.99	15:21:47.955
4 -	2:14.615 (1)		65.07	15:24:02.570

P23 78 Chris DOWLING				
LAP	LAP TIME	DIFF	MPH	TIME OF DAY
1 -	2:09.049 (3)	7.887	67.87	15:16:48.099
2 -	2:03.664 (2)	2.502	70.83	15:18:51.763
3 -	2:01.162 (1)		72.29	15:20:52.925

Weather / Track : Cloudy / Dry



BMCRC Formula 400 inc Sub 64 & Rookies

**Round 7
Brands Hatch GP**

17th & 18th August 2013



Results Provided by Timing Solutions Ltd
www.tsl-timing.com

BMCRC-MRO Championships 2013 - Brands Hatch GP

EDlasia Formula 400 inc Sub 64 & Rookies

QUALIFYING - CLASSIFICATION



POS	NO	CL	PIC NAME	R	ENTRY	TIME	ON	LAPS	GAP	DIFF	MPH
1	48		1 Richie WELSH		Yamaha - Peter Flemming	1:40.840	6	7			86.86
2	11		2 Daniel RUTH		Kawasaki -	1:41.092	5	7	0.252	0.252	86.65
3	154		3 Andy SAUNDERS		Kawasaki -	1:42.148	7	7	1.308	1.056	85.75
4	172		4 Simon GATES		Kawasaki -	1:42.905	7	7	2.065	0.757	85.12
5	4		5 Chris CAMPS		Kawasaki - thesportsinjuryclinic.org	1:42.960	7	7	2.120	0.055	85.08
6	99		6 Francesco CAVALLI		Honda - Motoeng.com	1:43.188	7	7	2.348	0.228	84.89
7	14	S	1 Gary SMITH		Kawasaki - SDC Performance	1:43.427	5	7	2.587	0.239	84.69
8	71		7 Daniel ANDERSON		Kawasaki -	1:43.824	7	7	2.984	0.397	84.37
9	66	S	2 James CASWELL-COX		Honda - David Simon/Sussex Rolling Road	1:44.356	7	7	3.516	0.532	83.94
10	27		8 Wes SMITH		Kawasaki -	1:44.722	7	7	3.882	0.366	83.64
11	21		9 Alan WATSON		Kawasaki - Baker Racing	1:46.056	5	7	5.216	1.334	82.59
12	32	S	3 Robin HOMEWOOD		Honda -	1:46.570	7	7	5.730	0.514	82.19
13	19	S	4 Patricia ROBERTS	R	Kawasaki - Mark Jordan	1:47.329	6	7	6.489	0.759	81.61
14	86	S	5 Matthew SCOTT		Kawasaki -	1:47.591	6	7	6.751	0.262	81.41
15	51		10 Emma JARMAN		Kawasaki -	1:47.888	7	7	7.048	0.297	81.19
16	13		11 Ben PALMER		Kawasaki -	1:48.115	5	5	7.275	0.227	81.02
17	50	S	6 Graham HIGLETT		Kawasaki - Face to Face Finance	1:48.295	6	7	7.455	0.180	80.88
18	54		12 Eric GORRIDGE		Kawasaki -	1:48.454	7	7	7.614	0.159	80.77
19	9		13 Paul DAVIES	R	Kawasaki - LJ Racing	1:48.545	7	7	7.705	0.091	80.70
20	16	S	7 Matt BARBER	R	Yamaha - Wave Developments	1:48.845	6	7	8.005	0.300	80.47
21	45	S	8 Peter MOORE	R	Yamaha -	1:49.566	7	7	8.726	0.721	79.95
22	127	S	9 Adam GREEN	R	Kawasaki - RAFMSA	1:49.918	7	7	9.078	0.352	79.69
23	25	S	10 Ben MILES		Yamaha -	1:49.951	7	7	9.111	0.033	79.67
24	52		14 Gary JARMAN		Kawasaki -	1:50.520	6	6	9.680	0.569	79.26
25	138	S	11 Daniel LAWLOR	R	Honda -	1:50.694	7	7	9.854	0.174	79.13
26	33	S	12 Carl JOHNSTONE		Yamaha - BB Plastics	1:51.405	6	6	10.565	0.711	78.63
27	41	S	13 Paul BOWLING		Yamaha -	1:52.201	7	7	11.361	0.796	78.07
28	38		15 Tom SAVILLE		Kawasaki - Sabre Engineering	1:52.259	6	7	11.419	0.058	78.03
29	77		16 Ray PETTY		Kawasaki -	1:52.310	7	7	11.470	0.051	77.99
30	69	S	14 Stuart GILL		Kawasaki -	1:52.998	1	1	12.158	0.688	77.52
31	17	S	15 Ben BURNALL	R	Honda -	1:53.655	7	7	12.815	0.657	77.07
32	47		17 Allan CLARK		Kawasaki -	1:54.962	5	6	14.122	1.307	76.19
33	98	S	16 Robert PRAGNELL		Kawasaki -	1:57.788	7	7	16.948	2.826	74.36
34	10	S	17 Tim LOOKER	R	Kawasaki -	1:58.136	4	5	17.296	0.348	74.15
35	39	S	18 Elwyn FRYER	R	Kawasaki - MJOLNIR Racing	1:59.373	6	6	18.533	1.237	73.38
36	63		18 Dan HARDY	R	Kawasaki -	1:59.480	6	6	18.640	0.107	73.31
37	58		19 Steve YOUNG		Kawasaki - Cadmatic	2:04.426	1	2	23.586	4.946	70.40
38	117	S	19 Jack NEWMAN	R	Honda - Hazard Racing	2:11.253	6	6	30.413	6.827	66.74
39	59		20 Danielle COOPER	R	Kawasaki -	2:13.608	5	5	32.768	2.355	65.56
40	35		21 Daniel INGHAM		Honda - Oadby M/Cycles			0			
41	88		22 Mark THOMPSON	R	Yamaha -			0			

Brands Hatch GP

Circuit Length = 2.4332 miles

Start: 09:35 Flag 09:52 End: 09:54

Weather / Track : Cloudy / Dry

These results are provisional until the conclusion of any judicial and technical matters.

Clerk Of Course :	Timekeeper :
-------------------	--------------

Results can be found at www.tsl-timing.com

Printed - 09:55 Saturday, 17 August 2013



BMCR-CMRO Championships 2013 - Brands Hatch GP

EDlasia Formula 400 inc Sub 64 & Rookies

QUALIFYING - LAP ANALYSIS

DIFF = Difference To Personal Best Lap

P1 48 Richie WELSH				
LAP	LAP TIME	DIFF	MPH	TIME OF DAY
1 -	1:44.758	3.918	83.61	09:38:51.406
2 -	5:28.364 P	3:47.524	26.67	09:44:19.770
3 -	1:43.779	2.939	84.40	09:46:03.549
4 -	1:41.774 (3)	0.934	86.07	09:47:45.323
5 -	1:41.781	0.941	86.06	09:49:27.104
6 -	1:40.840 (1)		86.86	09:51:07.944
7 -	1:41.124 (2)	0.284	86.62	09:52:49.068

P2 11 Daniel RUTH				
LAP	LAP TIME	DIFF	MPH	TIME OF DAY
1 -	1:44.447	3.355	83.86	09:38:57.099
2 -	5:24.401 P	3:43.309	27.00	09:44:21.500
3 -	1:44.118	3.026	84.13	09:46:05.618
4 -	1:41.384	0.292	86.40	09:47:47.002
5 -	1:41.092 (1)		86.65	09:49:28.094
6 -	1:41.150 (2)	0.058	86.60	09:51:09.244
7 -	1:41.164 (3)	0.072	86.59	09:52:50.408

P3 154 Andy SAUNDERS				
LAP	LAP TIME	DIFF	MPH	TIME OF DAY
1 -	1:51.564	9.416	78.51	09:39:07.838
2 -	5:34.745 P	3:52.597	26.16	09:44:42.583
3 -	1:50.899	8.751	78.98	09:46:33.482
4 -	1:45.558	3.410	82.98	09:48:19.040
5 -	1:43.267 (3)	1.119	84.82	09:50:02.307
6 -	1:42.579 (2)	0.431	85.39	09:51:44.886
7 -	1:42.148 (1)		85.75	09:53:27.034

P4 172 Simon GATES				
LAP	LAP TIME	DIFF	MPH	TIME OF DAY
1 -	1:52.086	9.181	78.15	09:39:09.856
2 -	5:11.925 P	3:29.020	28.08	09:44:21.781
3 -	1:46.875	3.970	81.96	09:46:08.656
4 -	1:43.715 (3)	0.810	84.46	09:47:52.371
5 -	1:43.002 (2)	0.097	85.04	09:49:35.373
6 -	1:43.889	0.984	84.31	09:51:19.262
7 -	1:42.905 (1)		85.12	09:53:02.167

P5 4 Chris CAMPS				
LAP	LAP TIME	DIFF	MPH	TIME OF DAY
1 -	1:48.848	5.888	80.47	09:39:28.726
2 -	5:17.105 P	3:34.145	27.62	09:44:45.831
3 -	1:51.746	8.786	78.39	09:46:37.577
4 -	1:47.832	4.872	81.23	09:48:25.409
5 -	1:45.454 (3)	2.494	83.06	09:50:10.863
6 -	1:42.991 (2)	0.031	85.05	09:51:53.854
7 -	1:42.960 (1)		85.08	09:53:36.814

P6 99 Francesco CAVALLI				
LAP	LAP TIME	DIFF	MPH	TIME OF DAY
1 -	1:48.834	5.646	80.48	09:39:06.310
2 -	5:35.860 P	3:52.672	26.08	09:44:42.170
3 -	1:48.000	4.812	81.10	09:46:30.170
4 -	1:46.033	2.845	82.61	09:48:16.203
5 -	1:43.978 (3)	0.790	84.24	09:50:00.181
6 -	1:43.813 (2)	0.625	84.38	09:51:43.994
7 -	1:43.188 (1)		84.89	09:53:27.182

DIFF = Difference To Personal Best Lap

P7 14 Gary SMITH				
LAP	LAP TIME	DIFF	MPH	TIME OF DAY
1 -	1:48.933	5.506	80.41	09:39:07.780
2 -	5:12.352 P	3:28.925	28.04	09:44:20.132
3 -	1:45.982	2.555	82.65	09:46:06.114
4 -	1:43.523 (2)	0.096	84.61	09:47:49.637
5 -	1:43.427 (1)		84.69	09:49:33.064
6 -	1:44.295	0.868	83.99	09:51:17.359
7 -	1:43.550 (3)	0.123	84.59	09:53:00.909

P8 71 Daniel ANDERSON				
LAP	LAP TIME	DIFF	MPH	TIME OF DAY
1 -	1:48.278	4.454	80.90	09:39:05.404
2 -	5:46.057 P	4:02.233	25.31	09:44:51.461
3 -	1:52.445	8.621	77.90	09:46:43.906
4 -	1:46.483 (3)	2.659	82.26	09:48:30.389
5 -	1:47.898	4.074	81.18	09:50:18.287
6 -	1:44.042 (2)	0.218	84.19	09:52:02.329
7 -	1:43.824 (1)		84.37	09:53:46.153

P9 66 James CASWELL-COX				
LAP	LAP TIME	DIFF	MPH	TIME OF DAY
1 -	1:50.252	5.896	79.45	09:39:44.309
2 -	4:44.245 P	2:59.889	30.81	09:44:28.554
3 -	1:50.697	6.341	79.13	09:46:19.251
4 -	1:45.635	1.279	82.92	09:48:04.886
5 -	1:45.047 (3)	0.691	83.38	09:49:49.933
6 -	1:45.022 (2)	0.666	83.40	09:51:34.955
7 -	1:44.356 (1)		83.94	09:53:19.311

P10 27 Wes SMITH				
LAP	LAP TIME	DIFF	MPH	TIME OF DAY
1 -	1:48.780	4.058	80.52	09:39:06.947
2 -	5:15.273 P	3:30.551	27.78	09:44:22.220
3 -	1:48.270	3.548	80.90	09:46:10.490
4 -	1:44.769 (2)	0.047	83.61	09:47:55.259
5 -	1:44.843 (3)	0.121	83.55	09:49:40.102
6 -	1:46.054	1.332	82.59	09:51:26.156
7 -	1:44.722 (1)		83.64	09:53:10.878

P11 21 Alan WATSON				
LAP	LAP TIME	DIFF	MPH	TIME OF DAY
1 -	1:52.298	6.242	78.00	09:39:38.547
2 -	5:02.425 P	3:16.369	28.96	09:44:40.972
3 -	1:47.422	1.366	81.54	09:46:28.394
4 -	1:47.758	1.702	81.29	09:48:16.152
5 -	1:46.056 (1)		82.59	09:50:02.208
6 -	1:46.902 (3)	0.846	81.94	09:51:49.110
7 -	1:46.601 (2)	0.545	82.17	09:53:35.711

P12 32 Robin HOMEWOOD				
LAP	LAP TIME	DIFF	MPH	TIME OF DAY
1 -	1:56.665	10.095	75.08	09:39:46.384
2 -	5:07.645 P	3:21.075	28.47	09:44:54.029
3 -	2:01.171	14.601	72.29	09:46:55.200
4 -	1:51.435	4.865	78.60	09:48:46.635
5 -	1:50.773 (3)	4.203	79.07	09:50:37.408
6 -	1:46.808 (2)	0.238	82.01	09:52:24.216

Weather / Track : Cloudy / Dry

Brands Hatch GP

Circuit Length = 2.4332 miles

Start: 09:35 Flag 09:52 End: 09:54

BMCRC-MRO Championships 2013 - Brands Hatch GP

EDlasia Formula 400 inc Sub 64 & Rookies

QUALIFYING - LAP ANALYSIS

DIFF = Difference To Personal Best Lap

7- 1:46.570 (1) 82.19 09:54:10.786

P13 19 Patricia ROBERTS				
LAP	LAP TIME	DIFF	MPH	TIME OF DAY
1 -	1:51.816	4.487	78.34	09:39:19.967
2 -	5:11.654 P	3:24.325	28.10	09:44:31.621
3 -	1:56.719	9.390	75.05	09:46:28.340
4 -	1:48.644	1.315	80.62	09:48:16.984
5 -	1:48.401 (3)	1.072	80.80	09:50:05.385
6 -	1:47.329 (1)		81.61	09:51:52.714
7 -	1:47.577 (2)	0.248	81.42	09:53:40.291

P14 86 Matthew SCOTT				
LAP	LAP TIME	DIFF	MPH	TIME OF DAY
1 -	2:02.118	14.527	71.73	09:40:06.312
2 -	4:24.377 P	2:36.786	33.13	09:44:30.689
3 -	2:01.293	13.702	72.22	09:46:31.982
4 -	1:53.032	5.441	77.49	09:48:25.014
5 -	1:51.262 (3)	3.671	78.73	09:50:16.276
6 -	1:47.591 (1)		81.41	09:52:03.867
7 -	1:48.203 (2)	0.612	80.95	09:53:52.070

P15 51 Emma JARMAN				
LAP	LAP TIME	DIFF	MPH	TIME OF DAY
1 -	1:50.433 (2)	2.545	79.32	09:39:09.601
2 -	5:46.368 P	3:58.480	25.29	09:44:55.969
3 -	1:56.972	9.084	74.88	09:46:52.941
4 -	1:52.508	4.620	77.85	09:48:45.449
5 -	1:52.800	4.912	77.65	09:50:38.249
6 -	1:50.818 (3)	2.930	79.04	09:52:29.067
7 -	1:47.888 (1)		81.19	09:54:16.955

P16 13 Ben PALMER				
LAP	LAP TIME	DIFF	MPH	TIME OF DAY
1 -	1:59.445 (3)	11.330	73.33	09:40:04.327
2 -	4:23.183 P	2:35.068	33.28	09:44:27.510
3 -	1:59.086	10.971	73.55	09:46:26.596
4 -	1:49.593 (2)	1.478	79.93	09:48:16.189
5 -	1:48.115 (1)		81.02	09:50:04.304

P17 50 Graham HIGLETT				
LAP	LAP TIME	DIFF	MPH	TIME OF DAY
1 -	1:57.204	8.909	74.74	09:39:57.085
2 -	4:47.873 P	2:59.578	30.42	09:44:44.958
3 -	1:57.669	9.374	74.44	09:46:42.627
4 -	1:50.020	1.725	79.62	09:48:32.647
5 -	1:48.789 (2)	0.494	80.52	09:50:21.436
6 -	1:48.295 (1)		80.88	09:52:09.731
7 -	1:48.866 (3)	0.571	80.46	09:53:58.597

P18 54 Eric GORRIDGE				
LAP	LAP TIME	DIFF	MPH	TIME OF DAY
1 -	1:53.568	5.114	77.13	09:39:17.688
2 -	5:26.630 P	3:38.176	26.81	09:44:44.318
3 -	1:55.068	6.614	76.12	09:46:39.386
4 -	1:48.534 (2)	0.080	80.71	09:48:27.920
5 -	1:53.103	4.649	77.45	09:50:21.023
6 -	1:49.780 (3)	1.326	79.79	09:52:10.803
7 -	1:48.454 (1)		80.77	09:53:59.257

DIFF = Difference To Personal Best Lap

P19 9 Paul DAVIES				
LAP	LAP TIME	DIFF	MPH	TIME OF DAY
1 -	1:57.992	9.447	74.24	09:39:52.475
2 -	4:38.480 P	2:49.935	31.45	09:44:30.955
3 -	2:02.182	13.637	71.69	09:46:33.137
4 -	1:54.161	5.616	76.73	09:48:27.298
5 -	1:50.923 (3)	2.378	78.97	09:50:18.221
6 -	1:49.155 (2)	0.610	80.25	09:52:07.376
7 -	1:48.545 (1)		80.70	09:53:55.921

P20 16 Matt BARBER				
LAP	LAP TIME	DIFF	MPH	TIME OF DAY
1 -	1:55.663	6.818	75.73	09:39:31.602
2 -	5:16.026 P	3:27.181	27.71	09:44:47.628
3 -	1:55.480	6.635	75.85	09:46:43.108
4 -	1:50.385 (3)	1.540	79.35	09:48:33.493
5 -	1:49.202 (2)	0.357	80.21	09:50:22.695
6 -	1:48.845 (1)		80.47	09:52:11.540
7 -	1:50.502	1.657	79.27	09:54:02.042

P21 45 Peter MOORE				
LAP	LAP TIME	DIFF	MPH	TIME OF DAY
1 -	1:57.476	7.910	74.56	09:39:28.604
2 -	5:19.590 P	3:30.024	27.40	09:44:48.194
3 -	1:57.991	8.425	74.24	09:46:46.185
4 -	1:51.049 (3)	1.483	78.88	09:48:37.234
5 -	1:50.486 (2)	0.920	79.28	09:50:27.720
6 -	1:51.683	2.117	78.43	09:52:19.403
7 -	1:49.566 (1)		79.95	09:54:08.969

P22 127 Adam GREEN				
LAP	LAP TIME	DIFF	MPH	TIME OF DAY
1 -	2:04.917	14.999	70.12	09:40:10.039
2 -	4:21.189 P	2:31.271	33.53	09:44:31.228
3 -	2:01.580	11.662	72.05	09:46:32.808
4 -	1:52.789	2.871	77.66	09:48:25.597
5 -	1:52.464 (3)	2.546	77.89	09:50:18.061
6 -	1:50.659 (2)	0.741	79.16	09:52:08.720
7 -	1:49.918 (1)		79.69	09:53:58.638

P23 25 Ben MILES				
LAP	LAP TIME	DIFF	MPH	TIME OF DAY
1 -	1:55.264	5.313	75.99	09:39:22.554
2 -	5:22.690 P	3:32.739	27.14	09:44:45.244
3 -	1:56.497	6.546	75.19	09:46:41.741
4 -	1:51.991	2.040	78.21	09:48:33.732
5 -	1:50.823 (3)	0.872	79.04	09:50:24.555
6 -	1:50.020 (2)	0.069	79.62	09:52:14.575
7 -	1:49.951 (1)		79.67	09:54:04.526

P24 52 Gary JARMAN				
LAP	LAP TIME	DIFF	MPH	TIME OF DAY
1 -	2:04.534	14.014	70.34	09:40:03.828
2 -	4:26.044 P	2:35.524	32.92	09:44:29.872
3 -	1:59.146	8.626	73.52	09:46:29.018
4 -	1:52.388 (3)	1.868	77.94	09:48:21.406
5 -	1:50.618 (2)	0.098	79.19	09:50:12.024
6 -	1:50.520 (1)		79.26	09:52:02.544

Weather / Track : Cloudy / Dry

Brands Hatch GP

Circuit Length = 2.4332 miles

Start: 09:35 Flag 09:52 End: 09:54

BMCRC-MRO Championships 2013 - Brands Hatch GP

EDlasia Formula 400 inc Sub 64 & Rookies

QUALIFYING - LAP ANALYSIS

DIFF = Difference To Personal Best Lap

P25 138 Daniel LAWLOR				
LAP	LAP TIME	DIFF	MPH	TIME OF DAY
1 -	1:59.034	8.340	73.59	09:40:01.440
2 -	4:42.393 P	2:51.699	31.02	09:44:43.833
3 -	1:57.667	6.973	74.44	09:46:41.500
4 -	1:53.861 (3)	3.167	76.93	09:48:35.361
5 -	1:53.870	3.176	76.92	09:50:29.231
6 -	1:52.770 (2)	2.076	77.67	09:52:22.001
7 -	1:50.694 (1)		79.13	09:54:12.695

P26 33 Carl JOHNSTONE				
LAP	LAP TIME	DIFF	MPH	TIME OF DAY
1 -	1:56.476 (2)	5.071	75.20	09:39:41.774
2 -	5:11.223 P	3:19.818	28.14	09:44:52.997
3 -	2:01.981	10.576	71.81	09:46:54.978
4 -	2:54.937 P	1:03.532	50.07	09:49:49.915
5 -	1:54.033	2.628	76.81	09:51:43.948
6 -	1:51.405 (1)		78.63	09:53:35.353

P27 41 Paul BOWLING				
LAP	LAP TIME	DIFF	MPH	TIME OF DAY
1 -	1:56.319	4.118	75.30	09:39:22.587
2 -	5:20.343 P	3:28.142	27.34	09:44:42.930
3 -	1:57.488	5.287	74.55	09:46:40.418
4 -	1:53.117 (2)	0.916	77.44	09:48:33.535
5 -	1:53.787 (3)	1.586	76.98	09:50:27.322
6 -	1:58.271	6.070	74.06	09:52:25.593
7 -	1:52.201 (1)		78.07	09:54:17.794

P28 38 Tom SAVILLE				
LAP	LAP TIME	DIFF	MPH	TIME OF DAY
1 -	2:04.654	12.395	70.27	09:40:07.443
2 -	4:22.673 P	2:30.414	33.34	09:44:30.116
3 -	1:59.493	7.234	73.30	09:46:29.609
4 -	1:54.387	2.128	76.58	09:48:23.996
5 -	1:54.211 (3)	1.952	76.69	09:50:18.207
6 -	1:52.259 (1)		78.03	09:52:10.466
7 -	1:53.874 (2)	1.615	76.92	09:54:04.340

P29 77 Ray PETTY				
LAP	LAP TIME	DIFF	MPH	TIME OF DAY
1 -	1:56.743	4.433	75.03	09:39:47.833
2 -	4:59.006 P	3:06.696	29.29	09:44:46.839
3 -	1:59.813	7.503	73.11	09:46:46.652
4 -	1:56.400	4.090	75.25	09:48:43.052
5 -	1:54.985 (3)	2.675	76.18	09:50:38.037
6 -	1:52.867 (2)	0.557	77.61	09:52:30.904
7 -	1:52.310 (1)		77.99	09:54:23.214

P30 69 Stuart GILL				
LAP	LAP TIME	DIFF	MPH	TIME OF DAY
1 -	1:52.998 (1)		77.52	09:39:18.439

P31 17 Ben BURNALL				
LAP	LAP TIME	DIFF	MPH	TIME OF DAY
1 -	2:04.563	10.908	70.32	09:40:10.702
2 -	4:34.593 P	2:40.938	31.90	09:44:45.295

DIFF = Difference To Personal Best Lap

3 -	2:00.612	6.957	72.62	09:46:45.907
4 -	1:56.830	3.175	74.97	09:48:42.737
5 -	1:55.219 (3)	1.564	76.02	09:50:37.956
6 -	1:54.818 (2)	1.163	76.29	09:52:32.774
7 -	1:53.655 (1)		77.07	09:54:26.429

P32 47 Allan CLARK				
LAP	LAP TIME	DIFF	MPH	TIME OF DAY
1 -	2:04.767	9.805	70.20	09:40:04.396
2 -	4:43.080 P	2:48.118	30.94	09:44:47.476
3 -	2:05.479	10.517	69.81	09:46:52.955
4 -	1:57.666 (3)	2.704	74.44	09:48:50.621
5 -	1:54.962 (1)		76.19	09:50:45.583
6 -	1:55.192 (2)	0.230	76.04	09:52:40.775

P33 98 Robert PRAGNELL				
LAP	LAP TIME	DIFF	MPH	TIME OF DAY
1 -	2:04.470	6.682	70.37	09:40:08.394
2 -	4:19.546 P	2:21.758	33.75	09:44:27.940
3 -	2:00.804	3.016	72.51	09:46:28.744
4 -	1:58.700 (3)	0.912	73.79	09:48:27.444
5 -	1:59.743	1.955	73.15	09:50:27.187
6 -	1:58.275 (2)	0.487	74.06	09:52:25.462
7 -	1:57.788 (1)		74.36	09:54:23.250

P34 10 Tim LOOKER				
LAP	LAP TIME	DIFF	MPH	TIME OF DAY
1 -	6:19.452 P	4:21.316	23.08	09:44:45.584
2 -	2:06.947	8.811	69.00	09:46:52.531
3 -	2:00.264 (3)	2.128	72.83	09:48:52.795
4 -	1:58.136 (1)		74.15	09:50:50.931
5 -	1:58.763 (2)	0.627	73.75	09:52:49.694

P35 39 Elwyn FRYER				
LAP	LAP TIME	DIFF	MPH	TIME OF DAY
1 -	2:05.675	6.302	69.70	09:40:09.346
2 -	4:39.754 P	2:40.381	31.31	09:44:49.100
3 -	2:05.155	5.782	69.99	09:46:54.255
4 -	2:01.616 (3)	2.243	72.02	09:48:55.871
5 -	2:00.091 (2)	0.718	72.94	09:50:55.962
6 -	1:59.373 (1)		73.38	09:52:55.335

P36 63 Dan HARDY				
LAP	LAP TIME	DIFF	MPH	TIME OF DAY
1 -	2:03.065	3.585	71.18	09:40:00.812
2 -	4:50.226 P	2:50.746	30.18	09:44:51.038
3 -	2:06.187	6.707	69.41	09:46:57.225
4 -	2:01.245 (3)	1.765	72.24	09:48:58.470
5 -	2:00.476 (2)	0.996	72.71	09:50:58.946
6 -	1:59.480 (1)		73.31	09:52:58.426

P37 58 Steve YOUNG				
LAP	LAP TIME	DIFF	MPH	TIME OF DAY
1 -	2:04.426 (1)		70.40	09:40:06.138
2 -	4:45.065 P	2:40.639	30.72	09:44:51.203

Weather / Track : Cloudy / Dry

BMCRC-MRO Championships 2013 - Brands Hatch GP

EDlasia Formula 400 inc Sub 64 & Rookies

QUALIFYING - LAP ANALYSIS

DIFF = Difference To Personal Best Lap

P38 117 Jack NEWMAN				
LAP	LAP TIME	DIFF	MPH	TIME OF DAY
1 -	2:24.670	13.417	60.55	09:40:06.484
2 -	4:41.445 P	2:30.192	31.12	09:44:47.929
3 -	2:24.744	13.491	60.51	09:47:12.673
4 -	2:16.619 (3)	5.366	64.11	09:49:29.292
5 -	2:12.739 (2)	1.486	65.99	09:51:42.031
6 -	2:11.253 (1)		66.74	09:53:53.284

P39 59 Danielle COOPER				
LAP	LAP TIME	DIFF	MPH	TIME OF DAY
1 -	6:37.415 P	4:23.807	22.04	09:44:54.247
2 -	2:22.151	8.543	61.62	09:47:16.398
3 -	2:15.695 (3)	2.087	64.55	09:49:32.093
4 -	2:14.114 (2)	0.506	65.31	09:51:46.207
5 -	2:13.608 (1)		65.56	09:53:59.815

BMCRC-MRO Championships 2013 - Brands Hatch GP

EDlasia Formula 400 inc Sub 64 & Rookies

RACE 10 - GRID



ROW 11					41	88 Mark THOMPSON			
ROW 10	40	35 Daniel INGHAM	39	2:13.608 59 Danielle COOPER	38	2:11.253 117 Jack NEWMAN	37	2:04.426 58 Steve YOUNG	
ROW 9		36	1:59.480 63 Dan HARDY	35	1:59.373 39 Elwyn FRYER	34	1:58.136 10 Tim LOOKER	33	1:57.788 98 Robert PRAGNELL
ROW 8	32	1:54.962 47 Allan CLARK	31	1:53.655 17 Ben BURNALL	30	1:52.998 69 Stuart GILL	29	1:52.310 77 Ray PETTY	
ROW 7		28	1:52.259 38 Tom SAVILLE	27	1:52.201 41 Paul BOWLING	26	1:51.405 33 Carl JOHNSTONE	25	1:50.694 138 Daniel LAWLOR
ROW 6	24	1:50.520 52 Gary JARMAN	23	1:49.951 25 Ben MILES	22	1:49.918 127 Adam GREEN	21	1:49.566 45 Peter MOORE	
ROW 5		20	1:48.845 16 Matt BARBER	19	1:48.545 9 Paul DAVIES	18	1:48.454 54 Eric GORRIDGE	17	1:48.295 50 Graham HIGLETT
ROW 4	16	1:48.115 13 Ben PALMER	15	1:47.888 51 Emma JARMAN	14	1:47.591 86 Matthew SCOTT	13	1:47.329 19 Patricia ROBERTS	
ROW 3		12	1:46.570 32 Robin HOMEWOOD	11	1:46.056 21 Alan WATSON	10	1:44.722 27 Wes SMITH	9	1:44.356 66 James CASWELL-COX
ROW 2	8	1:43.824 71 Daniel ANDERSON	7	1:43.427 14 Gary SMITH	6	1:43.188 99 Francesco CAVALLI	5	1:42.960 4 Chris CAMPS	
ROW 1		4	1:42.905 172 Simon GATES	3	1:42.148 154 Andy SAUNDERS	2	1:41.092 11 Daniel RUTH	1	1:40.840 48 Richie WELSH
								Pole	

Brands Hatch GP
Circuit Length = 2.4332 miles

These results are provisional until the conclusion of any judicial and technical matters.

Clerk Of Course :	Timekeeper :
-------------------	--------------

Results can be found at www.tsl-timing.com

Printed - 10:05 Saturday, 17 August 2013



BMCRC-MRO Championships 2013 - Brands Hatch GP

EDlasia Formula 400 inc Sub 64 & Rookies

RACE 10 - CLASSIFICATION



POS	NO	CL	PIC NAME	R	ENTRY	LAPS	TIME	GAP	DIFF	MPH	BEST	ON
1	71		1 Daniel ANDERSON		Kawasaki -	6	11:12.738			78.12	1:48.620	6
2	4		2 Chris CAMPS		Kawasaki - thesportsinjuryclinic.org	6	11:16.667	3.929	3.929	77.67	1:50.291	5
3	66	S	1 James CASWELL-COX		Honda - David Simon/Sussex Rolling Road	6	11:26.241	13.503	9.574	76.58	1:52.193	4
4	154 *		3 Andy SAUNDERS		Kawasaki -	6	11:30.064	17.326	3.823	76.16	1:49.195	6
5	99		4 Francesco CAVALLI		Honda - Motoeng.com	6	11:31.038	18.300	0.974	76.05	1:48.567	6
6	13		5 Ben PALMER		Kawasaki -	6	11:35.309	22.571	4.271	75.59	1:51.504	4
7	27		6 Wes SMITH		Kawasaki -	6	11:39.534	26.796	4.225	75.13	1:50.209	6
8	21		7 Alan WATSON		Kawasaki - Baker Racing	6	11:41.626	28.888	2.092	74.91	1:52.810	6
9	48		8 Richie WELSH		Yamaha - Peter Flemming	6	11:47.285	34.547	5.659	74.31	1:54.928	5
10	51		9 Emma JARMAN		Kawasaki -	6	11:51.648	38.910	4.363	73.85	1:54.533	5
11	32	S	2 Robin HOMEWOOD		Honda -	6	11:55.854	43.116	4.206	73.42	1:55.930	5
12	172		10 Simon GATES		Kawasaki -	6	11:56.003	43.265	0.149	73.40	1:55.580	6
13	33	S	3 Carl JOHNSTONE		Yamaha - BB Plastics	6	11:56.594	43.856	0.591	73.34	1:54.161	5
14	35		11 Daniel INGHAM		Honda - Oadby M/Cycles	6	12:01.831	49.093	5.237	72.81	1:56.091	4
15	127	S	4 Adam GREEN	R	Kawasaki - RAFMSA	6	12:02.811	50.073	0.980	72.71	1:56.715	4
16	9		12 Paul DAVIES	R	Kawasaki - LJ Racing	6	12:10.020	57.282	7.209	71.99	1:58.793	6
17	86	S	5 Matthew SCOTT		Kawasaki -	6	12:10.569	57.831	0.549	71.94	1:57.392	5
18	16	S	6 Matt BARBER	R	Yamaha - Wave Developments	6	12:14.761	1:02.023	4.192	71.53	1:57.750	5
19	52		13 Gary JARMAN		Kawasaki -	6	12:17.009	1:04.271	2.248	71.31	1:56.336	4
20	77		14 Ray PETTY		Kawasaki -	6	12:17.589	1:04.851	0.580	71.25	1:57.272	4
21	50	S	7 Graham HIGLETT		Kawasaki - Face to Face Finance	6	12:17.629	1:04.891	0.040	71.25	1:58.956	6
22	138	S	8 Daniel LAWLOR	R	Honda -	6	12:22.760	1:10.022	5.131	70.76	1:57.356	6
23	38		15 Tom SAVILLE		Kawasaki - Sabre Engineering	6	12:23.974	1:11.236	1.214	70.64	1:58.371	5
24	69		16 Stuart GILL		Kawasaki -	6	12:25.669	1:12.931	1.695	70.48	2:00.110	4
25	17	S	9 Ben BURNALL	R	Honda -	6	12:26.069	1:13.331	0.400	70.44	1:59.316	6
26	10	S	10 Tim LOOKER	R	Kawasaki -	6	12:44.089	1:31.351	18.020	68.78	2:02.167	2
27	47 *		17 Allan CLARK		Kawasaki -	6	13:03.328	1:50.590	19.239	67.09	2:05.979	6
28	39	S	11 Elwyn FRYER	R	Kawasaki - MJOLNIR Racing	6	13:03.584	1:50.846	0.256	67.07	2:05.827	6
29	98	S	12 Robert PRAGNELL		Kawasaki -	6	13:03.843	1:51.105	0.259	67.05	2:07.873	6
30	88		18 Mark THOMPSON	R	Yamaha -	5	11:25.749	1 Lap	1 Lap	63.87	2:10.332	5
31	117	S	13 Jack NEWMAN	R	Honda - Hazard Racing	5	12:11.614	1 Lap	45.865	59.86	2:20.518	5

NOT CLASSIFIED

DNF	14	S	Gary SMITH		Kawasaki - SDC Performance	1	2:06.476	5 Laps	4 Laps	69.26	2:06.476	1
DNF	58		Steve YOUNG		Kawasaki - Cadmatic	1	2:37.664	5 Laps	31.188	55.56	2:37.664	1

FASTEST LAP

	99		Francesco CAVALLI		Honda - Motoeng.com	6	1:48.567			80.68 mph	129.85 kph	
	66	S	James CASWELL-COX		Honda - David Simon/Sussex Rolling Road	4	1:52.193			78.07 mph	125.65 kph	

* Bikes 47 & 154 - No working transponder

Brands Hatch GP

Circuit Length = 2.4332 miles

Start: 15:48 Flag 15:59 End: 16:01

Weather / Track : Cloudy / Dry

These results are provisional until the conclusion of any judicial and technical matters.

Clerk Of Course :	Timekeeper :
-------------------	--------------

Results can be found at www.tsl-timing.com

Printed - 16:02 Saturday, 17 August 2013



BMCRC-MRO Championships 2013 - Brands Hatch GP

EDlasia Formula 400 inc Sub 64 & Rookies

RACE 10 - LAP CHART

LAP 1		
NO	BEHIND	LAP TIME

71		1:59.446
4	1.223	2:00.669
66	2.963	2:02.409
48	5.448	2:04.894
172	6.564	2:06.010
32	6.864	2:06.310
99	6.990	2:06.436
14	7.030	2:06.476
154	7.178	2:06.624
21	7.670	2:07.116
51	8.623	2:08.069
27	9.518	2:08.964
9	9.721	2:09.167
13	10.833	2:10.279
35	12.300	2:11.746
33	13.275	2:12.721
127	13.657	2:13.103
86	14.500	2:13.946
50	15.831	2:15.277
16	16.679	2:16.125
17	17.162	2:16.608
69	17.178	2:16.624
77	17.765	2:17.211
52	17.910	2:17.356
38	18.211	2:17.657
138	18.223	2:17.669
10	20.925	2:20.371
98	21.180	2:20.626
47	22.790	2:22.236
39	23.779	2:23.225
88	26.543	2:25.989
58	38.218	2:37.664
117	39.770	2:39.216

LAP 2		
NO	BEHIND	LAP TIME

71		1:52.601
4	0.819	1:52.197
66	2.998	1:52.636
48	9.639	1:56.792
99	11.081	1:56.692
154	11.094	1:56.517
172	12.632	1:58.669
13	12.742	1:54.510
32	12.922	1:58.659
21	13.335	1:58.266
51	13.877	1:57.855
27	14.771	1:57.854
9	20.015	2:02.895
35	20.423	2:00.724
127	20.536	1:59.480
33	21.022	2:00.348
86	23.904	2:02.005
50	26.320	2:03.090
16	26.496	2:02.418
69	28.645	2:04.068
77	29.220	2:04.056
17	29.245	2:04.684
52	30.108	2:04.799
10	30.491	2:02.167
38	30.627	2:05.017
138	31.319	2:05.697

98	38.218	2:09.639
47	39.480	2:09.291
39	41.818	2:10.640
88	53.036	2:19.094
117	1:12.518	2:25.349

LAP 3		
NO	BEHIND	LAP TIME

71		1:52.407
4	0.119	1:51.707
66	3.482	1:52.891
154	13.435	1:54.748
13	14.201	1:53.866
99	14.841	1:56.167
48	15.412	1:58.180
21	17.290	1:56.362
32	18.949	1:58.434
27	19.236	1:56.872
51	19.871	1:58.401
172	20.877	2:00.652
127	25.756	1:57.627
33	28.001	1:59.386
35	28.294	2:00.278
9	28.402	2:00.794
86	32.980	2:01.483
50	34.712	2:00.799
16	35.172	2:01.083
77	38.874	2:02.061
52	39.279	2:01.578
69	39.751	2:03.513
10	40.504	2:02.420
17	41.184	2:04.346
138	41.826	2:02.914
38	42.157	2:03.937
98	54.111	2:08.300
47	57.025	2:09.952
39	59.589	2:10.178
88	1:16.457	2:15.828
117	1:44.838	2:24.727

LAP 4		
NO	BEHIND	LAP TIME

71		1:50.142
4	0.973	1:50.996
66	5.533	1:52.193
154	14.730	1:51.437
13	15.563	1:51.504
99	16.472	1:51.773
21	21.337	1:54.189
48	21.682	1:56.412
27	22.828	1:53.734
51	26.001	1:56.272
32	28.868	2:00.061
172	29.416	1:58.681
127	32.329	1:56.715
33	33.090	1:55.231
35	34.243	1:56.091
9	37.569	1:59.309
86	41.106	1:58.268
50	44.067	1:59.497
16	44.350	1:59.320
52	45.473	1:56.336
77	46.004	1:57.272
69	49.719	2:00.110

17	51.705	2:00.663
38	51.892	1:59.877
138	52.247	2:00.563
10	57.642	2:07.280
98	1:13.135	2:09.166
47	1:16.005	2:09.122
39	1:17.160	2:07.713
88	1:40.821	2:14.506

LAP 5		
NO	BEHIND	LAP TIME

71		1:49.522
4	1.742	1:50.291
66	9.527	1:53.516
154	16.751	1:51.543
99	18.353	1:51.403
13	18.953	1:52.912
21	24.698	1:52.883
27	25.207	1:51.901
117	1 Lap	2:21.804
48	27.088	1:54.928
51	31.012	1:54.533
32	35.276	1:55.930
172	36.305	1:56.411
33	37.729	1:54.161
127	40.317	1:57.510
35	40.867	1:56.146
9	47.109	1:59.062
86	48.976	1:57.392
16	52.578	1:57.750
50	54.555	2:00.010
52	55.568	1:59.617
77	55.670	1:59.188
69	1:00.504	2:00.307
38	1:00.741	1:58.371
138	1:01.286	1:58.561
17	1:02.635	2:00.452
10	1:14.716	2:06.596
98	1:31.852	2:08.239
47	1:33.231	2:06.748
39	1:33.639	2:06.001

LAP 6		
NO	BEHIND	LAP TIME

71		1:48.620
4	3.929	1:50.807
88	1 Lap	2:10.332
66	13.503	1:52.596
154	17.326	1:49.195
99	18.300	1:48.567
13	22.571	1:52.238
27	26.796	1:50.209
21	28.888	1:52.810
48	34.547	1:56.079
51	38.910	1:56.518
32	43.116	1:56.460
172	43.265	1:55.580
33	43.856	1:54.747
35	49.093	1:56.846
127	50.073	1:58.376
9	57.282	1:58.793
86	57.831	1:57.475
117	1 Lap	2:20.518
16	1:02.023	1:58.065

52	1:04.271	1:57.323
77	1:04.851	1:57.801
50	1:04.891	1:58.956
138	1:10.022	1:57.356
38	1:11.236	1:59.115
69	1:12.931	2:01.047
17	1:13.331	1:59.316
10	1:31.351	2:05.255
47	1:50.590	2:05.979
39	1:50.846	2:05.827
98	1:51.105	2:07.873

Weather / Track : Cloudy / Dry

Results can be found at www.tsl-timing.com

Brands Hatch GP
Circuit Length = 2.4332 miles
Start: 15:48 Flag 15:59 End: 16:01

Printed - 16:03 Saturday, 17 August 2013

BMCRC-MRO Championships 2013 - Brands Hatch GP

EDlasia Formula 400 inc Sub 64 & Rookies

RACE 10 - LAP ANALYSIS

DIFF = Difference To Personal Best Lap

P1 71 Daniel ANDERSON				
LAP	LAP TIME	DIFF	MPH	TIME OF DAY
1 -	1:59.446	10.826	73.33	15:50:14.708
2 -	1:52.601	3.981	77.79	15:52:07.309
3 -	1:52.407	3.787	77.92	15:53:59.716
4 -	1:50.142 (3)	1.522	79.53	15:55:49.858
5 -	1:49.522 (2)	0.902	79.98	15:57:39.380
6 -	1:48.620 (1)		80.64	15:59:28.000

P2 4 Chris CAMPS				
LAP	LAP TIME	DIFF	MPH	TIME OF DAY
1 -	2:00.669	10.378	72.59	15:50:15.931
2 -	1:52.197	1.906	78.07	15:52:08.128
3 -	1:51.707	1.416	78.41	15:53:59.835
4 -	1:50.996 (3)	0.705	78.92	15:55:50.831
5 -	1:50.291 (1)		79.42	15:57:41.122
6 -	1:50.807 (2)	0.516	79.05	15:59:31.929

P3 66 James CASWELL-COX				
LAP	LAP TIME	DIFF	MPH	TIME OF DAY
1 -	2:02.409	10.216	71.56	15:50:17.671
2 -	1:52.636 (3)	0.443	77.77	15:52:10.307
3 -	1:52.891	0.698	77.59	15:54:03.198
4 -	1:52.193 (1)		78.07	15:55:55.391
5 -	1:53.516	1.323	77.16	15:57:48.907
6 -	1:52.596 (2)	0.403	77.79	15:59:41.503

P4 154 Andy SAUNDERS				
LAP	LAP TIME	DIFF	MPH	TIME OF DAY
1 -	2:06.624	17.429	69.17	15:50:21.886
2 -	1:56.517	7.322	75.18	15:52:18.403
3 -	1:54.748	5.553	76.33	15:54:13.151
4 -	1:51.437 (2)	2.242	78.60	15:56:04.588
5 -	1:51.543 (3)	2.348	78.53	15:57:56.131
6 -	1:49.195 (1)		80.22	15:59:45.326

P5 99 Francesco CAVALLI				
LAP	LAP TIME	DIFF	MPH	TIME OF DAY
1 -	2:06.436	17.869	69.28	15:50:21.698
2 -	1:56.692	8.125	75.06	15:52:18.390
3 -	1:56.167	7.600	75.40	15:54:14.557
4 -	1:51.773 (3)	3.206	78.37	15:56:06.330
5 -	1:51.403 (2)	2.836	78.63	15:57:57.733
6 -	1:48.567 (1)		80.68	15:59:46.300

P6 13 Ben PALMER				
LAP	LAP TIME	DIFF	MPH	TIME OF DAY
1 -	2:10.279	18.775	67.23	15:50:25.541
2 -	1:54.510	3.006	76.49	15:52:20.051
3 -	1:53.866	2.362	76.93	15:54:13.917
4 -	1:51.504 (1)		78.56	15:56:05.421
5 -	1:52.912 (3)	1.408	77.58	15:57:58.333
6 -	1:52.238 (2)	0.734	78.04	15:59:50.571

P7 27 Wes SMITH				
LAP	LAP TIME	DIFF	MPH	TIME OF DAY
1 -	2:08.964	18.755	67.92	15:50:24.226
2 -	1:57.854	7.645	74.32	15:52:22.080

DIFF = Difference To Personal Best Lap

3 -	1:56.872	6.663	74.95	15:54:18.952
4 -	1:53.734 (3)	3.525	77.02	15:56:12.686
5 -	1:51.901 (2)	1.692	78.28	15:58:04.587
6 -	1:50.209 (1)		79.48	15:59:54.796

P8 21 Alan WATSON				
LAP	LAP TIME	DIFF	MPH	TIME OF DAY
1 -	2:07.116	14.306	68.91	15:50:22.378
2 -	1:58.266	5.456	74.06	15:52:20.644
3 -	1:56.362	3.552	75.28	15:54:17.006
4 -	1:54.189 (3)	1.379	76.71	15:56:11.195
5 -	1:52.883 (2)	0.073	77.60	15:58:04.078
6 -	1:52.810 (1)		77.65	15:59:56.888

P9 48 Richie WELSH				
LAP	LAP TIME	DIFF	MPH	TIME OF DAY
1 -	2:04.894	9.966	70.13	15:50:20.156
2 -	1:56.792	1.864	75.00	15:52:16.948
3 -	1:58.180	3.252	74.12	15:54:15.128
4 -	1:56.412 (3)	1.484	75.24	15:56:11.540
5 -	1:54.928 (1)		76.22	15:58:06.468
6 -	1:56.079 (2)	1.151	75.46	16:00:02.547

P10 51 Emma JARMAN				
LAP	LAP TIME	DIFF	MPH	TIME OF DAY
1 -	2:08.069	13.536	68.39	15:50:23.331
2 -	1:57.855	3.322	74.32	15:52:21.186
3 -	1:58.401	3.868	73.98	15:54:19.587
4 -	1:56.272 (2)	1.739	75.33	15:56:15.859
5 -	1:54.533 (1)		76.48	15:58:10.392
6 -	1:56.518 (3)	1.985	75.18	16:00:06.910

P11 32 Robin HOMEWOOD				
LAP	LAP TIME	DIFF	MPH	TIME OF DAY
1 -	2:06.310	10.380	69.35	15:50:21.572
2 -	1:58.659	2.729	73.82	15:52:20.231
3 -	1:58.434 (3)	2.504	73.96	15:54:18.665
4 -	2:00.061	4.131	72.96	15:56:18.726
5 -	1:55.930 (1)		75.56	15:58:14.656
6 -	1:56.460 (2)	0.530	75.21	16:00:11.116

P12 172 Simon GATES				
LAP	LAP TIME	DIFF	MPH	TIME OF DAY
1 -	2:06.010	10.430	69.51	15:50:21.272
2 -	1:58.669 (3)	3.089	73.81	15:52:19.941
3 -	2:00.652	5.072	72.60	15:54:20.593
4 -	1:58.681	3.101	73.80	15:56:19.274
5 -	1:56.411 (2)	0.831	75.24	15:58:15.685
6 -	1:55.580 (1)		75.79	16:00:11.265

P13 33 Carl JOHNSTONE				
LAP	LAP TIME	DIFF	MPH	TIME OF DAY
1 -	2:12.721	18.560	66.00	15:50:27.983
2 -	2:00.348	6.187	72.78	15:52:28.331
3 -	1:59.386	5.225	73.37	15:54:27.717
4 -	1:55.231 (3)	1.070	76.01	15:56:22.948
5 -	1:54.161 (1)		76.73	15:58:17.109
6 -	1:54.747 (2)	0.586	76.34	16:00:11.856

Weather / Track : Cloudy / Dry

Brands Hatch GP

Circuit Length = 2.4332 miles

Start: 15:48 Flag 15:59 End: 16:01

BMCR-CRO Championships 2013 - Brands Hatch GP

EDlasia Formula 400 inc Sub 64 & Rookies

RACE 10 - LAP ANALYSIS

DIFF = Difference To Personal Best Lap

P14 35 Daniel INGHAM				
LAP	LAP TIME	DIFF	MPH	TIME OF DAY
1 -	2:11.746	15.655	66.49	15:50:27.008
2 -	2:00.724	4.633	72.56	15:52:27.732
3 -	2:00.278	4.187	72.82	15:54:28.010
4 -	1:56.091 (1)		75.45	15:56:24.101
5 -	1:56.146 (2)	0.055	75.42	15:58:20.247
6 -	1:56.846 (3)	0.755	74.96	16:00:17.093

P15 127 Adam GREEN				
LAP	LAP TIME	DIFF	MPH	TIME OF DAY
1 -	2:13.103	16.388	65.81	15:50:28.365
2 -	1:59.480	2.765	73.31	15:52:27.845
3 -	1:57.627 (3)	0.912	74.47	15:54:25.472
4 -	1:56.715 (1)		75.05	15:56:22.187
5 -	1:57.510 (2)	0.795	74.54	15:58:19.697
6 -	1:58.376	1.661	74.00	16:00:18.073

P16 9 Paul DAVIES				
LAP	LAP TIME	DIFF	MPH	TIME OF DAY
1 -	2:09.167	10.374	67.81	15:50:24.429
2 -	2:02.895	4.102	71.27	15:52:27.324
3 -	2:00.794	2.001	72.51	15:54:28.118
4 -	1:59.309 (3)	0.516	73.42	15:56:27.427
5 -	1:59.062 (2)	0.269	73.57	15:58:26.489
6 -	1:58.793 (1)		73.74	16:00:25.282

P17 86 Matthew SCOTT				
LAP	LAP TIME	DIFF	MPH	TIME OF DAY
1 -	2:13.946	16.554	65.39	15:50:29.208
2 -	2:02.005	4.613	71.79	15:52:31.213
3 -	2:01.483	4.091	72.10	15:54:32.696
4 -	1:58.268 (3)	0.876	74.06	15:56:30.964
5 -	1:57.392 (1)		74.62	15:58:28.356
6 -	1:57.475 (2)	0.083	74.56	16:00:25.831

P18 16 Matt BARBER				
LAP	LAP TIME	DIFF	MPH	TIME OF DAY
1 -	2:16.125	18.375	64.35	15:50:31.387
2 -	2:02.418	4.668	71.55	15:52:33.805
3 -	2:01.083	3.333	72.34	15:54:34.888
4 -	1:59.320 (3)	1.570	73.41	15:56:34.208
5 -	1:57.750 (1)		74.39	15:58:31.958
6 -	1:58.065 (2)	0.315	74.19	16:00:30.023

P19 52 Gary JARMAN				
LAP	LAP TIME	DIFF	MPH	TIME OF DAY
1 -	2:17.356	21.020	63.77	15:50:32.618
2 -	2:04.799	8.463	70.19	15:52:37.417
3 -	2:01.578	5.242	72.05	15:54:38.995
4 -	1:56.336 (1)		75.29	15:56:35.331
5 -	1:59.617 (3)	3.281	73.23	15:58:34.948
6 -	1:57.323 (2)	0.987	74.66	16:00:32.271

P20 77 Ray PETTY				
LAP	LAP TIME	DIFF	MPH	TIME OF DAY
1 -	2:17.211	19.939	63.84	15:50:32.473
2 -	2:04.056	6.784	70.61	15:52:36.529

DIFF = Difference To Personal Best Lap

3 -	2:02.061	4.789	71.76	15:54:38.590
4 -	1:57.272 (1)		74.69	15:56:35.862
5 -	1:59.188 (3)	1.916	73.49	15:58:35.050
6 -	1:57.801 (2)	0.529	74.36	16:00:32.851

P21 50 Graham HIGLETT				
LAP	LAP TIME	DIFF	MPH	TIME OF DAY
1 -	2:15.277	16.321	64.75	15:50:30.539
2 -	2:03.090	4.134	71.16	15:52:33.629
3 -	2:00.799	1.843	72.51	15:54:34.428
4 -	1:59.497 (2)	0.541	73.30	15:56:33.925
5 -	2:00.010 (3)	1.054	72.99	15:58:33.935
6 -	1:58.956 (1)		73.63	16:00:32.891

P22 138 Daniel LAWLOR				
LAP	LAP TIME	DIFF	MPH	TIME OF DAY
1 -	2:17.669	20.313	63.62	15:50:32.931
2 -	2:05.697	8.341	69.69	15:52:38.628
3 -	2:02.914	5.558	71.26	15:54:41.542
4 -	2:00.563 (3)	3.207	72.65	15:56:42.105
5 -	1:58.561 (2)	1.205	73.88	15:58:40.666
6 -	1:57.356 (1)		74.64	16:00:38.022

P23 38 Tom SAVILLE				
LAP	LAP TIME	DIFF	MPH	TIME OF DAY
1 -	2:17.657	19.286	63.63	15:50:32.919
2 -	2:05.017	6.646	70.06	15:52:37.936
3 -	2:03.937	5.566	70.67	15:54:41.873
4 -	1:59.877 (3)	1.506	73.07	15:56:41.750
5 -	1:58.371 (1)		74.00	15:58:40.121
6 -	1:59.115 (2)	0.744	73.54	16:00:39.236

P24 69 Stuart GILL				
LAP	LAP TIME	DIFF	MPH	TIME OF DAY
1 -	2:16.624	16.514	64.11	15:50:31.886
2 -	2:04.068	3.958	70.60	15:52:35.954
3 -	2:03.513	3.403	70.92	15:54:39.467
4 -	2:00.110 (1)		72.93	15:56:39.577
5 -	2:00.307 (2)	0.197	72.81	15:58:39.884
6 -	2:01.047 (3)	0.937	72.36	16:00:40.931

P25 17 Ben BURNALL				
LAP	LAP TIME	DIFF	MPH	TIME OF DAY
1 -	2:16.608	17.292	64.12	15:50:31.870
2 -	2:04.684	5.368	70.25	15:52:36.554
3 -	2:04.346	5.030	70.44	15:54:40.900
4 -	2:00.663 (3)	1.347	72.59	15:56:41.563
5 -	2:00.452 (2)	1.136	72.72	15:58:42.015
6 -	1:59.316 (1)		73.41	16:00:41.331

P26 10 Tim LOOKER				
LAP	LAP TIME	DIFF	MPH	TIME OF DAY
1 -	2:20.371	18.204	62.40	15:50:35.633
2 -	2:02.167 (1)		71.70	15:52:37.800
3 -	2:02.420 (2)	0.253	71.55	15:54:40.220
4 -	2:07.280	5.113	68.82	15:56:47.500
5 -	2:06.596	4.429	69.19	15:58:54.096
6 -	2:05.255 (3)	3.088	69.93	16:00:59.351

Weather / Track : Cloudy / Dry

BMCRC-MRO Championships 2013 - Brands Hatch GP

EDlasia Formula 400 inc Sub 64 & Rookies

RACE 10 - LAP ANALYSIS

DIFF = Difference To Personal Best Lap

P27 47 Allan CLARK				
LAP	LAP TIME	DIFF	MPH	TIME OF DAY
1 -	2:22.236	16.257	61.58	15:50:37.498
2 -	2:09.291	3.312	67.75	15:52:46.789
3 -	2:09.952	3.973	67.40	15:54:56.741
4 -	2:09.122 (3)	3.143	67.84	15:57:05.863
5 -	2:06.748 (2)	0.769	69.11	15:59:12.611
6 -	2:05.979 (1)		69.53	16:01:18.590

P28 39 Elwyn FRYER				
LAP	LAP TIME	DIFF	MPH	TIME OF DAY
1 -	2:23.225	17.398	61.16	15:50:38.487
2 -	2:10.640	4.813	67.05	15:52:49.127
3 -	2:10.178	4.351	67.29	15:54:59.305
4 -	2:07.713 (3)	1.886	68.59	15:57:07.018
5 -	2:06.001 (2)	0.174	69.52	15:59:13.019
6 -	2:05.827 (1)		69.61	16:01:18.846

P29 98 Robert PRAGNELL				
LAP	LAP TIME	DIFF	MPH	TIME OF DAY
1 -	2:20.626	12.753	62.29	15:50:35.888
2 -	2:09.639	1.766	67.57	15:52:45.527
3 -	2:08.300 (3)	0.427	68.27	15:54:53.827
4 -	2:09.166	1.293	67.81	15:57:02.993
5 -	2:08.239 (2)	0.366	68.30	15:59:11.232
6 -	2:07.873 (1)		68.50	16:01:19.105

P30 88 Mark THOMPSON				
LAP	LAP TIME	DIFF	MPH	TIME OF DAY
1 -	2:25.989	15.657	60.00	15:50:41.251
2 -	2:19.094	8.762	62.97	15:53:00.345
3 -	2:15.828 (3)	5.496	64.49	15:55:16.173
4 -	2:14.506 (2)	4.174	65.12	15:57:30.679
5 -	2:10.332 (1)		67.21	15:59:41.011

P31 117 Jack NEWMAN				
LAP	LAP TIME	DIFF	MPH	TIME OF DAY
1 -	2:39.216	18.698	55.01	15:50:54.478
2 -	2:25.349	4.831	60.26	15:53:19.827
3 -	2:24.727 (3)	4.209	60.52	15:55:44.554
4 -	2:21.804 (2)	1.286	61.77	15:58:06.358
5 -	2:20.518 (1)		62.33	16:00:26.876

P32 14 Gary SMITH				
LAP	LAP TIME	DIFF	MPH	TIME OF DAY
1 -	2:06.476 (1)		69.26	15:50:21.738

P33 58 Steve YOUNG				
LAP	LAP TIME	DIFF	MPH	TIME OF DAY
1 -	2:37.664 (1)		55.56	15:50:52.926


BMCRC-MRO Championships 2013 - Brands Hatch GP

EDlasia Formula 400 inc Sub 64 & Rookies

RACE 20 - GRID



ROW 9									33	58	Steve YOUNG		
ROW 8	32	14	Gary SMITH	31	117	Jack NEWMAN	30	88	Mark THOMPSON	29	98	Robert PRAGNELL	
ROW 7		28	39	Elwyn FRYER	27	47	Allan CLARK	26	10	Tim LOOKER	25	17	Ben BURNALL
ROW 6	24	69	Stuart GILL	23	38	Tom SAVILLE	22	138	Daniel LAWLOR	21	50	Graham HIGLETT	
ROW 5		20	77	Ray PETTY	19	52	Gary JARMAN	18	16	Matt BARBER	17	86	Matthew SCOTT
ROW 4	16	9	Paul DAVIES	15	127	Adam GREEN	14	35	Daniel INGHAM	13	33	Carl JOHNSTONE	
ROW 3		12	172	Simon GATES	11	32	Robin HOMEWOOD	10	51	Emma JARMAN	9	48	Richie WELSH
ROW 2	8	21	Alan WATSON	7	27	Wes SMITH	6	13	Ben PALMER	5	99	Francesco CAVALLI	
ROW 1		4	154	Andy SAUNDERS	3	66	James CASWELL-COX	2	4	Chris CAMPS	1	71	Daniel ANDERSON
													Pole



Brands Hatch GP
Circuit Length = 2.4332 miles

These results are provisional until the conclusion of any judicial and technical matters.

Clerk Of Course :		Timekeeper :	
-------------------	--	--------------	--

Results can be found at www.tsl-timing.com

Printed - 16:07 Saturday, 17 August 2013



BMCRC-MRO Championships 2013 - Brands Hatch GP

EDlasia Formula 400 inc Sub 64 & Rookies

RACE 20 - CLASSIFICATION



POS	NO	CL	PIC NAME	R	ENTRY	LAPS	TIME	GAP	DIFF	MPH	BEST	ON
1	48		1 Richie WELSH		Yamaha - Peter Flemming	5	8:34.245			85.17	1:40.305	5
2	154		2 Andy SAUNDERS		Kawasaki -	5	8:34.287	0.042	0.042	85.16	1:39.890	4
3	99		3 Francesco CAVALLI		Honda - Motoeng.com	5	8:34.941	0.696	0.654	85.05	1:39.991	5
4	4		4 Chris CAMPS		Kawasaki - thesportsinjuryclinic.org	5	8:36.056	1.811	1.115	84.87	1:40.939	5
5	11		5 Daniel RUTH		Kawasaki -	5	8:36.169	1.924	0.113	84.85	1:40.235	5
6	71		6 Daniel ANDERSON		Kawasaki -	5	8:46.806	12.561	10.637	83.14	1:43.124	3
7	27		7 Wes SMITH		Kawasaki -	5	8:49.178	14.933	2.372	82.76	1:43.883	4
8	172		8 Simon GATES		Kawasaki -	5	8:49.301	15.056	0.123	82.74	1:42.861	4
9	66	S	1 James CASWELL-COX		Honda - David Simon/Sussex Rolling Road	5	8:51.347	17.102	2.046	82.43	1:43.964	4
10	14	S	2 Gary SMITH		Kawasaki - SDC Performance	5	8:51.348	17.103	0.001	82.43	1:42.846	4
11	21		9 Alan WATSON		Kawasaki - Baker Racing	5	8:55.074	20.829	3.726	81.85	1:44.754	4
12	32	S	3 Robin HOMEWOOD		Honda -	5	9:00.109	25.864	5.035	81.09	1:46.085	3
13	13		10 Ben PALMER		Kawasaki -	5	9:00.544	26.299	0.435	81.02	1:46.116	5
14	16	S	4 Matt BARBER	R	Yamaha - Wave Developments	5	9:00.577	26.332	0.033	81.02	1:45.072	3
15	86	S	5 Matthew SCOTT		Kawasaki -	5	9:04.037	29.792	3.460	80.50	1:45.281	5
16	35		11 Daniel INGHAM		Honda - Oadby M/Cycles	5	9:05.287	31.042	1.250	80.32	1:46.125	5
17	25	S	6 Ben MILES		Yamaha -	5	9:06.980	32.735	1.693	80.07	1:45.566	5
18	51		12 Emma JARMAN		Kawasaki -	5	9:07.751	33.506	0.771	79.96	1:46.442	4
19	33	S	7 Carl JOHNSTONE		Yamaha - BB Plastics	5	9:07.874	33.629	0.123	79.94	1:47.415	5
20	54		13 Eric GORRIDGE		Kawasaki -	5	9:08.737	34.492	0.863	79.81	1:45.650	4
21	19	S	8 Patricia ROBERTS	R	Kawasaki - Mark Jordan	5	9:09.210	34.965	0.473	79.74	1:47.031	3
22	127	S	9 Adam GREEN	R	Kawasaki - RAFMSA	5	9:16.931	42.686	7.721	78.64	1:48.822	4
23	52		14 Gary JARMAN		Kawasaki -	5	9:20.762	46.517	3.831	78.10	1:49.564	4
24	38		15 Tom SAVILLE		Kawasaki - Sabre Engineering	5	9:29.734	55.489	8.972	76.87	1:50.616	5
25	45	S	10 Peter MOORE	R	Yamaha -	5	9:37.479	1:03.234	7.745	75.84	1:50.628	4
26	138	S	11 Daniel LAWLOR	R	Honda -	5	9:37.928	1:03.683	0.449	75.78	1:51.404	4
27	77		16 Ray PETTY		Kawasaki -	5	9:38.094	1:03.849	0.166	75.76	1:53.658	2
28	17	S	12 Ben BURNALL	R	Honda -	5	9:41.025	1:06.780	2.931	75.38	1:52.073	4
29	98	S	13 Robert PRAGNELL		Kawasaki -	5	9:41.476	1:07.231	0.451	75.32	1:52.806	3
30	41	S	14 Paul BOWLING		Yamaha -	5	9:45.384	1:11.139	3.908	74.82	1:53.155	5
31	10	S	15 Tim LOOKER	R	Kawasaki -	5	9:56.685	1:22.440	11.301	73.40	1:56.961	5
32	39	S	16 Elwyn FRYER	R	Kawasaki - MJOLNIR Racing	5	10:00.744	1:26.499	4.059	72.90	1:57.179	4
33	58		17 Steve YOUNG		Kawasaki - Cadmatic	5	10:01.730	1:27.485	0.986	72.78	1:55.587	5
34	47		18 Allan CLARK		Kawasaki -	5	10:04.655	1:30.410	2.925	72.43	1:56.797	5
35	63		19 Dan HARDY	R	Kawasaki -	5	10:24.862	1:50.617	20.207	70.09	2:01.757	3
36	59		20 Danielle COOPER	R	Kawasaki -	4	8:37.815	1 Lap	1 Lap	67.66	2:05.223	4
37	88		21 Mark THOMPSON	R	Yamaha -	4	8:37.987	1 Lap	0.172	67.64	2:05.300	4
38	117	S	17 Jack NEWMAN	R	Honda - Hazard Racing	4	9:00.564	1 Lap	22.577	64.81	2:10.316	2

NOT CLASSIFIED

DNF	69		Stuart GILL		Kawasaki -	4	7:33.858	1 Lap		77.20	1:48.644	3
DNF	9		Paul DAVIES	R	Kawasaki - LJ Racing	2	3:46.338	3 Laps	2 Laps	77.40	1:49.461	2

FASTEST LAP

154			Andy SAUNDERS		Kawasaki -	4	1:39.890			87.69 mph	141.13 kph	
14	S		Gary SMITH		Kawasaki - SDC Performance	4	1:42.846			85.17 mph	137.07 kph	

Brands Hatch GP

Circuit Length = 2.4332 miles

Start: 18:15 Flag 18:23 End: 18:25

Weather / Track : Cloudy / Dry

These results are provisional until the conclusion of any judicial and technical matters.

Clerk Of Course :	Timekeeper :
-------------------	--------------

Results can be found at www.tsl-timing.com

Printed - 18:26 Saturday, 17 August 2013



BMCRC-MRO Championships 2013 - Brands Hatch GP

EDlasia Formula 400 inc Sub 64 & Rookies

RACE 20 - LAP CHART

LAP 1		
NO	BEHIND	LAP TIME

48		1:49.884
4	0.592	1:50.476
154	0.931	1:50.815
99	1.012	1:50.896
71	1.174	1:51.058
27	1.936	1:51.820
66	2.669	1:52.553
21	3.186	1:53.070
11	3.330	1:53.214
32	3.410	1:53.294
172	4.477	1:54.361
13	4.782	1:54.666
33	6.154	1:56.038
16	6.343	1:56.227
14	6.487	1:56.371
9	6.993	1:56.877
35	7.553	1:57.437
127	7.900	1:57.784
51	7.968	1:57.852
86	8.348	1:58.232
19	9.011	1:58.895
52	9.333	1:59.217
25	9.521	1:59.405
54	9.960	1:59.844
77	12.862	2:02.746
38	14.288	2:04.172
10	16.711	2:06.595
17	16.817	2:06.701
69	17.260	2:07.144
98	17.430	2:07.314
138	18.075	2:07.959
39	18.507	2:08.391
41	18.870	2:08.754
45	19.051	2:08.935
47	21.380	2:11.264
58	22.401	2:12.285
63	23.792	2:13.676
59	28.867	2:18.751
88	29.496	2:19.380
117	35.484	2:25.368

LAP 2		
NO	BEHIND	LAP TIME

48		1:42.121
99	0.715	1:41.824
4	0.896	1:42.425
154	1.223	1:42.413
11	2.886	1:41.677
71	3.034	1:43.981
27	4.430	1:44.615
66	6.249	1:45.701
21	6.341	1:45.276
172	6.649	1:44.293
32	8.480	1:47.191
14	9.148	1:44.782
13	10.025	1:47.364
16	10.246	1:46.024
33	12.359	1:48.326
35	12.379	1:46.947
9	14.333	1:49.461
86	14.497	1:48.270
127	15.598	1:49.819

51	15.712	1:49.865
19	15.728	1:48.838
25	16.145	1:48.745
54	16.328	1:48.489
52	18.669	1:51.457
77	24.399	1:53.658
69	24.444	1:49.305
38	24.938	1:52.771
98	29.361	1:54.052
138	30.921	1:54.967
17	31.122	1:56.426
45	31.194	1:54.264
10	32.621	1:58.031
41	32.899	1:56.150
39	34.759	1:58.373
47	38.964	1:59.705
58	39.325	1:59.045
63	43.500	2:01.829
88	54.941	2:07.566
59	55.288	2:08.542
117	1:03.679	2:10.316

LAP 3		
NO	BEHIND	LAP TIME

48		1:41.469
99	0.162	1:40.916
4	0.567	1:41.140
154	0.775	1:41.021
11	2.174	1:40.757
71	4.689	1:43.124
27	7.394	1:44.433
172	9.877	1:44.697
66	9.895	1:45.115
21	10.436	1:45.564
14	11.537	1:43.858
32	13.096	1:46.085
16	13.849	1:45.072
13	14.822	1:46.266
35	18.856	1:47.946
86	19.196	1:46.168
33	19.352	1:48.462
51	21.194	1:46.951
19	21.290	1:47.031
25	21.934	1:47.258
54	23.101	1:48.242
127	24.835	1:50.706
52	27.402	1:50.202
69	31.619	1:48.644
38	34.248	1:50.779
77	36.998	1:54.068
98	40.698	1:52.806
45	40.711	1:50.986
138	41.429	1:51.977
17	42.988	1:53.335
41	44.853	1:53.423
10	48.263	1:57.111
39	52.146	1:58.856
58	55.624	1:57.768
47	57.246	1:59.751
63	1:03.788	2:01.757
59	1:19.118	2:05.299
88	1:19.213	2:05.741
117	1:34.457	2:12.247

LAP 4		
NO	BEHIND	LAP TIME

48		1:40.466
154	0.199	1:39.890
99	1.010	1:41.314
4	1.177	1:41.076
11	1.994	1:40.286
71	7.952	1:43.729
27	10.811	1:43.883
172	12.272	1:42.861
66	13.393	1:43.964
14	13.917	1:42.846
21	14.724	1:44.754
32	20.003	1:47.373
16	20.205	1:46.822
13	20.488	1:46.132
86	24.816	1:46.086
35	25.222	1:46.832
33	26.519	1:47.633
51	27.170	1:46.442
25	27.474	1:46.006
19	28.224	1:47.400
54	28.285	1:45.650
127	33.191	1:48.822
52	36.500	1:49.564
69	39.918	1:48.765
38	45.178	1:51.396
77	50.269	1:53.737
45	50.873	1:50.628
138	52.367	1:51.404
98	54.308	1:54.076
17	54.595	1:52.073
41	58.289	1:53.902
10	1:05.784	1:57.987
39	1:08.859	1:57.179
58	1:12.203	1:57.045
47	1:13.918	1:57.138
63	1:26.823	2:03.501

LAP 5		
NO	BEHIND	LAP TIME

48		1:40.305
154	0.042	1:40.148
99	0.696	1:39.991
4	1.811	1:40.939
11	1.924	1:40.235
59	1 Lap	2:05.223
88	1 Lap	2:05.300
71	12.561	1:44.914
27	14.933	1:44.427
172	15.056	1:43.089
66	17.102	1:44.014
14	17.103	1:43.491
21	20.829	1:46.410
32	25.864	1:46.166
13	26.299	1:46.116
117	1 Lap	2:12.633
16	26.332	1:46.432
86	29.792	1:45.281
35	31.042	1:46.125
25	32.735	1:45.566
51	33.506	1:46.641
33	33.629	1:47.415
54	34.492	1:46.512

19	34.965	1:47.046
127	42.686	1:49.800
52	46.517	1:50.322
38	55.489	1:50.616
45	1:03.234	1:52.666
138	1:03.683	1:51.621
77	1:03.849	1:53.885
17	1:06.780	1:52.490
98	1:07.231	1:53.228
41	1:11.139	1:53.155
10	1:22.440	1:56.961
39	1:26.499	1:57.945
58	1:27.485	1:55.587
47	1:30.410	1:56.797
63	1:50.617	2:04.099

Weather / Track : Cloudy / Dry

Results can be found at www.tsl-timing.com

Brands Hatch GP
Circuit Length = 2.4332 miles
Start: 18:15 Flag 18:23 End: 18:25

Printed - 18:27 Saturday, 17 August 2013

BMCRC-MRO Championships 2013 - Brands Hatch GP

EDlasia Formula 400 inc Sub 64 & Rookies

RACE 20 - LAP ANALYSIS

DIFF = Difference To Personal Best Lap

P1 48 Richie WELSH				
LAP	LAP TIME	DIFF	MPH	TIME OF DAY
1 -	1:49.884	9.579	79.71	18:16:50.253
2 -	1:42.121	1.816	85.77	18:18:32.374
3 -	1:41.469 (3)	1.164	86.33	18:20:13.843
4 -	1:40.466 (2)	0.161	87.19	18:21:54.309
5 -	1:40.305 (1)		87.33	18:23:34.614

P2 154 Andy SAUNDERS				
LAP	LAP TIME	DIFF	MPH	TIME OF DAY
1 -	1:50.815	10.925	79.04	18:16:51.184
2 -	1:42.413	2.523	85.53	18:18:33.597
3 -	1:41.021 (3)	1.131	86.71	18:20:14.618
4 -	1:39.890 (1)		87.69	18:21:54.508
5 -	1:40.148 (2)	0.258	87.46	18:23:34.656

P3 99 Francesco CAVALLI				
LAP	LAP TIME	DIFF	MPH	TIME OF DAY
1 -	1:50.896	10.905	78.99	18:16:51.265
2 -	1:41.824	1.833	86.02	18:18:33.089
3 -	1:40.916 (2)	0.925	86.80	18:20:14.005
4 -	1:41.314 (3)	1.323	86.46	18:21:55.319
5 -	1:39.991 (1)		87.60	18:23:35.310

P4 4 Chris CAMPS				
LAP	LAP TIME	DIFF	MPH	TIME OF DAY
1 -	1:50.476	9.537	79.29	18:16:50.845
2 -	1:42.425	1.486	85.52	18:18:33.270
3 -	1:41.140 (3)	0.201	86.61	18:20:14.410
4 -	1:41.076 (2)	0.137	86.66	18:21:55.486
5 -	1:40.939 (1)		86.78	18:23:36.425

P5 11 Daniel RUTH				
LAP	LAP TIME	DIFF	MPH	TIME OF DAY
1 -	1:53.214	12.979	77.37	18:16:53.583
2 -	1:41.677	1.442	86.15	18:18:35.260
3 -	1:40.757 (3)	0.522	86.94	18:20:16.017
4 -	1:40.286 (2)	0.051	87.34	18:21:56.303
5 -	1:40.235 (1)		87.39	18:23:36.538

P6 71 Daniel ANDERSON				
LAP	LAP TIME	DIFF	MPH	TIME OF DAY
1 -	1:51.058	7.934	78.87	18:16:51.427
2 -	1:43.981 (3)	0.857	84.24	18:18:35.408
3 -	1:43.124 (1)		84.94	18:20:18.532
4 -	1:43.729 (2)	0.605	84.44	18:22:02.261
5 -	1:44.914	1.790	83.49	18:23:47.175

P7 27 Wes SMITH				
LAP	LAP TIME	DIFF	MPH	TIME OF DAY
1 -	1:51.820	7.937	78.33	18:16:52.189
2 -	1:44.615	0.732	83.73	18:18:36.804
3 -	1:44.433 (3)	0.550	83.88	18:20:21.237
4 -	1:43.883 (1)		84.32	18:22:05.120
5 -	1:44.427 (2)	0.544	83.88	18:23:49.547

DIFF = Difference To Personal Best Lap

P8 172 Simon GATES				
LAP	LAP TIME	DIFF	MPH	TIME OF DAY
1 -	1:54.361	11.500	76.59	18:16:54.730
2 -	1:44.293 (3)	1.432	83.99	18:18:39.023
3 -	1:44.697	1.836	83.66	18:20:23.720
4 -	1:42.861 (1)		85.16	18:22:06.581
5 -	1:43.089 (2)	0.228	84.97	18:23:49.670

P9 66 James CASWELL-COX				
LAP	LAP TIME	DIFF	MPH	TIME OF DAY
1 -	1:52.553	8.589	77.82	18:16:52.922
2 -	1:45.701	1.737	82.87	18:18:38.623
3 -	1:45.115 (3)	1.151	83.33	18:20:23.738
4 -	1:43.964 (1)		84.25	18:22:07.702
5 -	1:44.014 (2)	0.050	84.21	18:23:51.716

P10 14 Gary SMITH				
LAP	LAP TIME	DIFF	MPH	TIME OF DAY
1 -	1:56.371	13.525	75.27	18:16:56.740
2 -	1:44.782	1.936	83.60	18:18:41.522
3 -	1:43.858 (3)	1.012	84.34	18:20:25.380
4 -	1:42.846 (1)		85.17	18:22:08.226
5 -	1:43.491 (2)	0.645	84.64	18:23:51.717

P11 21 Alan WATSON				
LAP	LAP TIME	DIFF	MPH	TIME OF DAY
1 -	1:53.070	8.316	77.47	18:16:53.439
2 -	1:45.276 (2)	0.522	83.20	18:18:38.715
3 -	1:45.564 (3)	0.810	82.98	18:20:24.279
4 -	1:44.754 (1)		83.62	18:22:09.033
5 -	1:46.410	1.656	82.32	18:23:55.443

P12 32 Robin HOMEWOOD				
LAP	LAP TIME	DIFF	MPH	TIME OF DAY
1 -	1:53.294	7.209	77.31	18:16:53.663
2 -	1:47.191 (3)	1.106	81.72	18:18:40.854
3 -	1:46.085 (1)		82.57	18:20:26.939
4 -	1:47.373	1.288	81.58	18:22:14.312
5 -	1:46.166 (2)	0.081	82.51	18:24:00.478

P13 13 Ben PALMER				
LAP	LAP TIME	DIFF	MPH	TIME OF DAY
1 -	1:54.666	8.550	76.39	18:16:55.035
2 -	1:47.364	1.248	81.59	18:18:42.399
3 -	1:46.266 (3)	0.150	82.43	18:20:28.665
4 -	1:46.132 (2)	0.016	82.53	18:22:14.797
5 -	1:46.116 (1)		82.54	18:24:00.913

P14 16 Matt BARBER				
LAP	LAP TIME	DIFF	MPH	TIME OF DAY
1 -	1:56.227	11.155	75.36	18:16:56.596
2 -	1:46.024 (2)	0.952	82.62	18:18:42.620
3 -	1:45.072 (1)		83.36	18:20:27.692
4 -	1:46.822	1.750	82.00	18:22:14.514
5 -	1:46.432 (3)	1.360	82.30	18:24:00.946

Weather / Track : Cloudy / Dry

Brands Hatch GP

Circuit Length = 2.4332 miles

Start: 18:15 Flag 18:23 End: 18:25

BMCRG-MRO Championships 2013 - Brands Hatch GP

EDlasia Formula 400 inc Sub 64 & Rookies

RACE 20 - LAP ANALYSIS

DIFF = Difference To Personal Best Lap

P15 86 Matthew SCOTT				
LAP	LAP TIME	DIFF	MPH	TIME OF DAY
1 -	1:58.232	12.951	74.08	18:16:58.601
2 -	1:48.270	2.989	80.90	18:18:46.871
3 -	1:46.168 (3)	0.887	82.50	18:20:33.039
4 -	1:46.086 (2)	0.805	82.57	18:22:19.125
5 -	1:45.281 (1)		83.20	18:24:04.406

P16 35 Daniel INGHAM				
LAP	LAP TIME	DIFF	MPH	TIME OF DAY
1 -	1:57.437	11.312	74.59	18:16:57.806
2 -	1:46.947 (3)	0.822	81.90	18:18:44.753
3 -	1:47.946	1.821	81.15	18:20:32.699
4 -	1:46.832 (2)	0.707	81.99	18:22:19.531
5 -	1:46.125 (1)		82.54	18:24:05.656

P17 25 Ben MILES				
LAP	LAP TIME	DIFF	MPH	TIME OF DAY
1 -	1:59.405	13.839	73.36	18:16:59.774
2 -	1:48.745	3.179	80.55	18:18:48.519
3 -	1:47.258 (3)	1.692	81.67	18:20:35.777
4 -	1:46.006 (2)	0.440	82.63	18:22:21.783
5 -	1:45.566 (1)		82.97	18:24:07.349

P18 51 Emma JARMAN				
LAP	LAP TIME	DIFF	MPH	TIME OF DAY
1 -	1:57.852	11.410	74.32	18:16:58.221
2 -	1:49.865	3.423	79.73	18:18:48.086
3 -	1:46.951 (3)	0.509	81.90	18:20:35.037
4 -	1:46.442 (1)		82.29	18:22:21.479
5 -	1:46.641 (2)	0.199	82.14	18:24:08.120

P19 33 Carl JOHNSTONE				
LAP	LAP TIME	DIFF	MPH	TIME OF DAY
1 -	1:56.038	8.623	75.49	18:16:56.407
2 -	1:48.326 (3)	0.911	80.86	18:18:44.733
3 -	1:48.462	1.047	80.76	18:20:33.195
4 -	1:47.633 (2)	0.218	81.38	18:22:20.828
5 -	1:47.415 (1)		81.55	18:24:08.243

P20 54 Eric GORRIDGE				
LAP	LAP TIME	DIFF	MPH	TIME OF DAY
1 -	1:59.844	14.194	73.09	18:17:00.213
2 -	1:48.489	2.839	80.74	18:18:48.702
3 -	1:48.242 (3)	2.592	80.92	18:20:36.944
4 -	1:45.650 (1)		82.91	18:22:22.594
5 -	1:46.512 (2)	0.862	82.24	18:24:09.106

P21 19 Patricia ROBERTS				
LAP	LAP TIME	DIFF	MPH	TIME OF DAY
1 -	1:58.895	11.864	73.67	18:16:59.264
2 -	1:48.838	1.807	80.48	18:18:48.102
3 -	1:47.031 (1)		81.84	18:20:35.133
4 -	1:47.400 (3)	0.369	81.56	18:22:22.533
5 -	1:47.046 (2)	0.015	81.83	18:24:09.579

DIFF = Difference To Personal Best Lap

P22 127 Adam GREEN				
LAP	LAP TIME	DIFF	MPH	TIME OF DAY
1 -	1:57.784	8.962	74.37	18:16:58.153
2 -	1:49.819 (3)	0.997	79.76	18:18:47.972
3 -	1:50.706	1.884	79.12	18:20:38.678
4 -	1:48.822 (1)		80.49	18:22:27.500
5 -	1:49.800 (2)	0.978	79.77	18:24:17.300

P23 52 Gary JARMAN				
LAP	LAP TIME	DIFF	MPH	TIME OF DAY
1 -	1:59.217	9.653	73.47	18:16:59.586
2 -	1:51.457	1.893	78.59	18:18:51.043
3 -	1:50.202 (2)	0.638	79.48	18:20:41.245
4 -	1:49.564 (1)		79.95	18:22:30.809
5 -	1:50.322 (3)	0.758	79.40	18:24:21.131

P24 38 Tom SAVILLE				
LAP	LAP TIME	DIFF	MPH	TIME OF DAY
1 -	2:04.172	13.556	70.54	18:17:04.541
2 -	1:52.771	2.155	77.67	18:18:57.312
3 -	1:50.779 (2)	0.163	79.07	18:20:48.091
4 -	1:51.396 (3)	0.780	78.63	18:22:39.487
5 -	1:50.616 (1)		79.19	18:24:30.103

P25 45 Peter MOORE				
LAP	LAP TIME	DIFF	MPH	TIME OF DAY
1 -	2:08.935	18.307	67.93	18:17:09.304
2 -	1:54.264	3.636	76.66	18:19:03.568
3 -	1:50.986 (2)	0.358	78.92	18:20:54.554
4 -	1:50.628 (1)		79.18	18:22:45.182
5 -	1:52.666 (3)	2.038	77.75	18:24:37.848

P26 138 Daniel LAWLOR				
LAP	LAP TIME	DIFF	MPH	TIME OF DAY
1 -	2:07.959	16.555	68.45	18:17:08.328
2 -	1:54.967	3.563	76.19	18:19:03.295
3 -	1:51.977 (3)	0.573	78.22	18:20:55.272
4 -	1:51.404 (1)		78.63	18:22:46.676
5 -	1:51.621 (2)	0.217	78.47	18:24:38.297

P27 77 Ray PETTY				
LAP	LAP TIME	DIFF	MPH	TIME OF DAY
1 -	2:02.746	9.088	71.36	18:17:03.115
2 -	1:53.658 (1)		77.07	18:18:56.773
3 -	1:54.068	0.410	76.79	18:20:50.841
4 -	1:53.737 (2)	0.079	77.01	18:22:44.578
5 -	1:53.885 (3)	0.227	76.91	18:24:38.463

P28 17 Ben BURNALL				
LAP	LAP TIME	DIFF	MPH	TIME OF DAY
1 -	2:06.701	14.628	69.13	18:17:07.070
2 -	1:56.426	4.353	75.23	18:19:03.496
3 -	1:53.335 (3)	1.262	77.29	18:20:56.831
4 -	1:52.073 (1)		78.16	18:22:48.904
5 -	1:52.490 (2)	0.417	77.87	18:24:41.394

Weather / Track : Cloudy / Dry

Brands Hatch GP

Circuit Length = 2.4332 miles

Start: 18:15 Flag 18:23 End: 18:25

BMCRC-MRO Championships 2013 - Brands Hatch GP

EDlasia Formula 400 inc Sub 64 & Rookies

RACE 20 - LAP ANALYSIS

DIFF = Difference To Personal Best Lap

P29 98 Robert PRAGNELL				
LAP	LAP TIME	DIFF	MPH	TIME OF DAY
1 -	2:07.314	14.508	68.80	18:17:07.683
2 -	1:54.052 (3)	1.246	76.80	18:19:01.735
3 -	1:52.806 (1)		77.65	18:20:54.541
4 -	1:54.076	1.270	76.78	18:22:48.617
5 -	1:53.228 (2)	0.422	77.36	18:24:41.845

P30 41 Paul BOWLING				
LAP	LAP TIME	DIFF	MPH	TIME OF DAY
1 -	2:08.754	15.599	68.03	18:17:09.123
2 -	1:56.150	2.995	75.41	18:19:05.273
3 -	1:53.423 (2)	0.268	77.23	18:20:58.696
4 -	1:53.902 (3)	0.747	76.90	18:22:52.598
5 -	1:53.155 (1)		77.41	18:24:45.753

P31 10 Tim LOOKER				
LAP	LAP TIME	DIFF	MPH	TIME OF DAY
1 -	2:06.595	9.634	69.19	18:17:06.964
2 -	1:58.031	1.070	74.21	18:19:04.995
3 -	1:57.111 (2)	0.150	74.79	18:21:02.106
4 -	1:57.987 (3)	1.026	74.24	18:23:00.093
5 -	1:56.961 (1)		74.89	18:24:57.054

P32 39 Elwyn FRYER				
LAP	LAP TIME	DIFF	MPH	TIME OF DAY
1 -	2:08.391	11.212	68.22	18:17:08.760
2 -	1:58.373 (3)	1.194	74.00	18:19:07.133
3 -	1:58.856	1.677	73.70	18:21:05.989
4 -	1:57.179 (1)		74.75	18:23:03.168
5 -	1:57.945 (2)	0.766	74.27	18:25:01.113

P33 58 Steve YOUNG				
LAP	LAP TIME	DIFF	MPH	TIME OF DAY
1 -	2:12.285	16.698	66.21	18:17:12.654
2 -	1:59.045	3.458	73.58	18:19:11.699
3 -	1:57.768 (3)	2.181	74.38	18:21:09.467
4 -	1:57.045 (2)	1.458	74.84	18:23:06.512
5 -	1:55.587 (1)		75.78	18:25:02.099

P34 47 Allan CLARK				
LAP	LAP TIME	DIFF	MPH	TIME OF DAY
1 -	2:11.264	14.467	66.73	18:17:11.633
2 -	1:59.705 (3)	2.908	73.17	18:19:11.338
3 -	1:59.751	2.954	73.15	18:21:11.089
4 -	1:57.138 (2)	0.341	74.78	18:23:08.227
5 -	1:56.797 (1)		75.00	18:25:05.024

P35 63 Dan HARDY				
LAP	LAP TIME	DIFF	MPH	TIME OF DAY
1 -	2:13.676	11.919	65.52	18:17:14.045
2 -	2:01.829 (2)	0.072	71.90	18:19:15.874
3 -	2:01.757 (1)		71.94	18:21:17.631
4 -	2:03.501 (3)	1.744	70.92	18:23:21.132
5 -	2:04.099	2.342	70.58	18:25:25.231

DIFF = Difference To Personal Best Lap

P36 59 Danielle COOPER				
LAP	LAP TIME	DIFF	MPH	TIME OF DAY
1 -	2:18.751	13.528	63.13	18:17:19.120
2 -	2:08.542 (3)	3.319	68.14	18:19:27.662
3 -	2:05.299 (2)	0.076	69.91	18:21:32.961
4 -	2:05.223 (1)		69.95	18:23:38.184

P37 88 Mark THOMPSON				
LAP	LAP TIME	DIFF	MPH	TIME OF DAY
1 -	2:19.380	14.080	62.84	18:17:19.749
2 -	2:07.566 (3)	2.266	68.66	18:19:27.315
3 -	2:05.741 (2)	0.441	69.66	18:21:33.056
4 -	2:05.300 (1)		69.91	18:23:38.356

P38 117 Jack NEWMAN				
LAP	LAP TIME	DIFF	MPH	TIME OF DAY
1 -	2:25.368	15.052	60.25	18:17:25.737
2 -	2:10.316 (1)		67.22	18:19:36.053
3 -	2:12.247 (2)	1.931	66.23	18:21:48.300
4 -	2:12.633 (3)	2.317	66.04	18:24:00.933

P39 69 Stuart GILL				
LAP	LAP TIME	DIFF	MPH	TIME OF DAY
1 -	2:07.144	18.500	68.89	18:17:07.513
2 -	1:49.305 (3)	0.661	80.14	18:18:56.818
3 -	1:48.644 (1)		80.62	18:20:45.462
4 -	1:48.765 (2)	0.121	80.53	18:22:34.227

P40 9 Paul DAVIES				
LAP	LAP TIME	DIFF	MPH	TIME OF DAY
1 -	1:56.877 (2)	7.416	74.94	18:16:57.246
2 -	1:49.461 (1)		80.02	18:18:46.707

Weather / Track : Cloudy / Dry


BMCRC-MRO Championships 2013 - Brands Hatch GP

EDlasia Formula 400 inc Sub 64 & Rookies

RACE 11 - GRID



ROW 10	38	117	Jack NEWMAN	37	88	Mark THOMPSON						
ROW 9	36	59	Danielle COOPER	35	63	Dan HARDY	34	47	Allan CLARK	33	58	Steve YOUNG
ROW 8	32	39	Elwyn FRYER	31	10	Tim LOOKER	30	41	Paul BOWLING	29	98	Robert PRAGNELL
ROW 7	28	17	Ben BURNALL	27	77	Ray PETTY	26	138	Daniel LAWLOR	25	45	Peter MOORE
ROW 6	24	38	Tom SAVILLE	23	52	Gary JARMAN	22	127	Adam GREEN	21	19	Patricia ROBERTS
ROW 5	20	54	Eric GORRIDGE	19	33	Carl JOHNSTONE	18	51	Emma JARMAN	17	25	Ben MILES
ROW 4	16	35	Daniel INGHAM	15	86	Matthew SCOTT	14	16	Matt BARBER	13	13	Ben PALMER
ROW 3	12	32	Robin HOMEWOOD	11	21	Alan WATSON	10	14	Gary SMITH	9	66	James CASWELL-COX
ROW 2	8	172	Simon GATES	7	27	Wes SMITH	6	71	Daniel ANDERSON	5	11	Daniel RUTH
ROW 1	4	4	Chris CAMPS	3	99	Francesco CAVALLI	2	154	Andy SAUNDERS	1	48	Richie WELSH
Pole												



Brands Hatch GP
Circuit Length = 2.4332 miles

These results are provisional until the conclusion of any judicial and technical matters.

Clerk Of Course :	Timekeeper :
-------------------	--------------

Results can be found at www.tsl-timing.com

Printed - 18:28 Saturday, 17 August 2013



BMCRC-MRO Championships 2013 - Brands Hatch GP

EDlasia Formula 400 inc Sub 64 & Rookies

RACE 11 - CLASSIFICATION



POS	NO	CL	PIC NAME	R	ENTRY	LAPS	TIME	GAP	DIFF	MPH	BEST	ON
1	154		1 Andy SAUNDERS		Kawasaki -	6	10:05.435			86.81	1:39.009	6
2	48		2 Richie WELSH		Yamaha - Peter Flemming	6	10:05.713	0.278	0.278	86.77	1:39.344	6
3	99		3 Francesco CAVALLI		Honda - Motoeng.com	6	10:06.563	1.128	0.850	86.65	1:39.532	5
4	11		4 Daniel RUTH		Kawasaki -	6	10:12.217	6.782	5.654	85.85	1:40.483	3
5	71		5 Daniel ANDERSON		Kawasaki -	6	10:16.555	11.120	4.338	85.24	1:40.826	5
6	14	S	1 Gary SMITH		Kawasaki - SDC Performance	6	10:23.878	18.443	7.323	84.24	1:42.373	3
7	172		6 Simon GATES		Kawasaki -	6	10:24.589	19.154	0.711	84.14	1:42.611	2
8	27		7 Wes SMITH		Kawasaki -	6	10:27.319	21.884	2.730	83.78	1:42.902	4
9	66	S	2 James CASWELL-COX		Honda - David Simon/Sussex Rolling Road	6	10:34.326	28.891	7.007	82.85	1:44.566	4
10	21		8 Alan WATSON		Kawasaki - Baker Racing	6	10:35.590	30.155	1.264	82.69	1:43.993	4
11	32	S	3 Robin HOMEWOOD		Honda -	6	10:37.882	32.447	2.292	82.39	1:44.292	6
12	54		9 Eric GORRIDGE		Kawasaki -	6	10:38.488	33.053	0.606	82.31	1:44.042	4
13	25	S	4 Ben MILES		Yamaha -	6	10:41.911	36.476	3.423	81.87	1:44.897	5
14	51		10 Emma JARMAN		Kawasaki -	6	10:42.075	36.640	0.164	81.85	1:43.876	5
15	35		11 Daniel INGHAM		Honda - Oadby M/Cycles	6	10:42.249	36.814	0.174	81.83	1:44.962	4
16	13		12 Ben PALMER		Kawasaki -	6	10:42.938	37.503	0.689	81.74	1:44.366	5
17	86	S	5 Matthew SCOTT		Kawasaki -	6	10:43.342	37.907	0.404	81.69	1:44.601	4
18	50	S	6 Graham HIGLETT		Kawasaki - Face to Face Finance	6	10:43.959	38.524	0.617	81.61	1:43.896	5
19	4		13 Chris CAMPS		Kawasaki - thesportsinjuryclinic.org	6	10:46.960	41.525	3.001	81.24	1:41.899	2
20	16	S	7 Matt BARBER	R	Yamaha - Wave Developments	6	10:51.271	45.836	4.311	80.70	1:46.581	5
21	19	S	8 Patricia ROBERTS	R	Kawasaki - Mark Jordan	6	10:55.329	49.894	4.058	80.20	1:46.765	2
22	52		14 Gary JARMAN		Kawasaki -	6	10:59.909	54.474	4.580	79.64	1:47.472	6
23	9		15 Paul DAVIES	R	Kawasaki - LJ Racing	6	11:00.763	55.328	0.854	79.54	1:47.403	3
24	127	S	9 Adam GREEN	R	Kawasaki - RAFMSA	6	11:00.896	55.461	0.133	79.52	1:47.796	6
25	33	S	10 Carl JOHNSTONE		Yamaha - BB Plastics	6	11:01.860	56.425	0.964	79.41	1:48.218	6
26	69		16 Stuart GILL		Kawasaki -	6	11:11.878	1:06.443	10.018	78.22	1:48.806	3
27	138	S	11 Daniel LAWLOR	R	Honda -	6	11:20.329	1:14.894	8.451	77.25	1:49.788	6
28	38		17 Tom SAVILLE		Kawasaki - Sabre Engineering	6	11:20.707	1:15.272	0.378	77.21	1:50.683	6
29	98	S	12 Robert PRAGNELL		Kawasaki -	6	11:28.693	1:23.258	7.986	76.31	1:52.209	3
30	17	S	13 Ben BURNALL	R	Honda -	6	11:28.871	1:23.436	0.178	76.29	1:52.689	3
31	47		18 Allan CLARK		Kawasaki -	6	11:29.141	1:23.706	0.270	76.26	1:51.354	6
32	77		19 Ray PETTY		Kawasaki -	6	11:32.076	1:26.641	2.935	75.94	1:53.109	6
33	10	S	14 Tim LOOKER	R	Kawasaki -	6	11:47.404	1:41.969	15.328	74.29	1:54.565	4
34	58		20 Steve YOUNG		Kawasaki - Cadmatic	6	11:52.862	1:47.427	5.458	73.72	1:52.955	5
35	39	S	15 Elwyn FRYER	R	Kawasaki - MJOLNIR Racing	6	11:53.401	1:47.966	0.539	73.67	1:56.469	6
36	63		21 Dan HARDY	R	Kawasaki -	5	10:23.273	1 Lap	1 Lap	70.27	2:00.903	5
37	88		22 Mark THOMPSON	R	Yamaha -	5	10:23.853	1 Lap	0.580	70.20	1:57.963	5
38	59		23 Danielle COOPER	R	Kawasaki -	5	10:25.678	1 Lap	1.825	70.00	1:59.831	5

NOT CLASSIFIED

DNF	45	S	Peter MOORE	R	Yamaha -	4	7:46.946	2 Laps	1 Lap	75.03	1:53.825	3
DNF	41	S	Paul BOWLING		Yamaha -	2	4:04.528	4 Laps	2 Laps	71.64	1:57.094	2

FASTEST LAP

154			Andy SAUNDERS		Kawasaki -	6	1:39.009			88.47 mph	142.38 kph
14	S		Gary SMITH		Kawasaki - SDC Performance	3	1:42.373			85.56 mph	137.70 kph

Brands Hatch GP

Circuit Length = 2.4332 miles

Start: 14:57 Flag 15:07 End: 15:09

Weather / Track : Cloudy / Dry

These results are provisional until the conclusion of any judicial and technical matters.

Clerk Of Course :	Timekeeper :
-------------------	--------------

Results can be found at www.tsl-timing.com

Printed - 15:09 Sunday, 18 August 2013



BMCRC-MRO Championships 2013 - Brands Hatch GP

EDlasia Formula 400 inc Sub 64 & Rookies

RACE 11 - LAP CHART

LAP 1		
NO	BEHIND	LAP TIME

154		1:46.109
48	0.075	1:46.184
11	0.750	1:46.859
99	0.899	1:47.008
71	2.010	1:48.119
172	3.222	1:49.331
14	4.118	1:50.227
66	4.132	1:50.241
27	4.623	1:50.732
4	6.846	1:52.955
32	6.852	1:52.961
35	7.115	1:53.224
21	7.197	1:53.306
25	8.346	1:54.455
54	8.732	1:54.841
16	8.787	1:54.896
19	9.526	1:55.635
86	9.725	1:55.834
13	10.044	1:56.153
51	10.076	1:56.185
52	11.062	1:57.171
127	11.884	1:57.993
9	12.206	1:58.315
33	12.286	1:58.395
50	12.366	1:58.475
38	15.178	2:01.287
17	16.076	2:02.185
77	16.374	2:02.483
98	17.335	2:03.444
69	17.476	2:03.585
45	17.611	2:03.720
138	18.212	2:04.321
47	19.077	2:05.186
39	20.738	2:06.847
41	21.325	2:07.434
58	21.950	2:08.059
10	22.734	2:08.843
63	26.004	2:12.113
59	27.370	2:13.479
88	30.127	2:16.236

LAP 2		
NO	BEHIND	LAP TIME

48		1:40.602
99	0.660	1:40.438
154	1.068	1:41.745
11	1.769	1:41.696
71	2.890	1:41.557
172	5.156	1:42.611
14	5.821	1:42.380
27	7.544	1:43.598
4	8.068	1:41.899
66	8.321	1:44.866
21	11.182	1:44.662
32	12.449	1:46.274
35	12.943	1:46.505
25	13.378	1:45.709
54	13.764	1:45.709
86	14.787	1:45.739
13	15.470	1:46.103
19	15.614	1:46.765
16	15.643	1:47.533

51	16.242	1:46.843
50	18.156	1:46.467
52	18.444	1:48.059
127	19.371	1:48.164
9	20.479	1:48.950
33	20.883	1:49.274
38	27.284	1:52.783
69	29.041	1:52.242
17	29.411	1:54.012
138	30.376	1:52.841
77	30.615	1:54.918
98	31.279	1:54.621
45	31.848	1:54.914
47	31.925	1:53.525
39	36.981	1:56.920
41	37.742	1:57.094
58	37.795	1:56.522
10	38.440	1:56.383
63	48.516	2:03.189
59	53.174	2:06.481
88	54.080	2:04.630

LAP 3		
NO	BEHIND	LAP TIME

48		1:40.101
99	0.567	1:40.008
154	0.797	1:39.830
11	2.151	1:40.483
71	4.121	1:41.332
172	7.797	1:42.742
14	8.093	1:42.373
27	10.671	1:43.228
4	11.043	1:43.076
66	12.943	1:44.723
21	15.840	1:44.759
32	17.156	1:44.808
35	17.958	1:45.116
54	19.027	1:45.364
25	19.110	1:45.833
86	19.940	1:45.254
13	20.785	1:45.416
51	21.726	1:45.585
19	23.009	1:47.496
16	23.150	1:47.608
50	23.291	1:45.236
52	27.173	1:48.830
9	27.781	1:47.403
127	28.016	1:48.746
33	29.703	1:48.921
69	37.746	1:48.806
38	39.377	1:52.194
17	41.999	1:52.689
138	42.578	1:52.303
98	43.387	1:52.209
77	44.842	1:54.328
47	45.544	1:53.720
45	45.572	1:53.825
58	53.085	1:55.391
10	55.408	1:57.069
39	55.635	1:58.755
63	1:12.856	2:04.441
59	1:16.473	2:03.400
88	1:17.499	2:03.520

LAP 4		
NO	BEHIND	LAP TIME

48		1:39.889
154	0.466	1:39.558
99	0.711	1:40.033
11	3.462	1:41.200
71	5.447	1:41.215
14	10.941	1:42.737
172	11.320	1:43.412
27	13.684	1:42.902
66	17.620	1:44.566
4	19.415	1:48.261
21	19.944	1:43.993
32	21.936	1:44.669
35	23.031	1:44.962
54	23.180	1:44.042
25	24.381	1:45.160
86	24.652	1:44.601
51	26.371	1:44.534
13	26.823	1:45.927
50	27.558	1:44.156
16	30.625	1:47.364
19	31.433	1:48.313
9	36.237	1:48.345
52	36.985	1:49.701
127	37.683	1:49.556
33	38.628	1:48.814
69	46.819	1:48.962
38	51.077	1:51.589
138	53.792	1:51.103
98	55.762	1:52.264
17	55.892	1:53.782
77	58.998	1:54.045
47	59.341	1:53.686
45	1:00.170	1:54.487
58	1:07.058	1:53.862
10	1:10.084	1:54.565
39	1:13.650	1:57.904
63	1:35.594	2:02.627
59	1:39.071	2:02.487
88	1:39.114	2:01.504

LAP 5		
NO	BEHIND	LAP TIME

48		1:39.593
154	0.057	1:39.184
99	0.650	1:39.532
11	4.478	1:40.609
71	6.680	1:40.826
14	14.786	1:43.438
172	14.857	1:43.130
27	17.313	1:43.222
66	23.260	1:45.233
21	24.638	1:44.287
32	27.221	1:44.878
54	28.010	1:44.423
4	28.928	1:49.106
35	29.438	1:46.000
25	29.685	1:44.897
86	29.922	1:44.863
51	30.654	1:43.876
13	31.596	1:44.366
50	31.861	1:43.896
16	37.613	1:46.581

19	39.793	1:47.953
9	45.819	1:49.175
52	46.068	1:48.676
127	46.731	1:48.641
33	47.273	1:48.238
69	56.414	1:49.188
38	1:03.655	1:52.171
138	1:04.172	1:49.973
98	1:09.628	1:53.459
17	1:09.709	1:53.410
47	1:11.418	1:51.670
77	1:12.598	1:53.193
58	1:20.420	1:52.955
10	1:26.014	1:55.523
39	1:30.563	1:56.506

LAP 6		
NO	BEHIND	LAP TIME

154		1:39.009
48	0.278	1:39.344
99	1.128	1:39.544
11	6.782	1:41.370
71	11.120	1:43.506
63	1 Lap	2:00.903
88	1 Lap	1:57.963
14	18.443	1:42.723
172	19.154	1:43.363
59	1 Lap	1:59.831
27	21.884	1:43.637
66	28.891	1:44.697
21	30.155	1:44.583
32	32.447	1:44.292
54	33.053	1:44.109
25	36.476	1:45.857
51	36.640	1:45.052
35	36.814	1:46.442
13	37.503	1:44.973
86	37.907	1:47.051
50	38.524	1:45.729
4	41.525	1:51.663
16	45.836	1:47.289
19	49.894	1:49.167
52	54.474	1:47.472
9	55.328	1:48.575
127	55.461	1:47.796
33	56.425	1:48.218
69	1:06.443	1:49.095
138	1:14.894	1:49.788
38	1:15.272	1:50.683
98	1:23.258	1:52.696
17	1:23.436	1:52.793
47	1:23.706	1:51.354
77	1:26.641	1:53.109
10	1:41.969	1:55.021
58	1:47.427	2:06.073
39	1:47.966	1:56.469

Weather / Track : Cloudy / Dry

Brands Hatch GP

Circuit Length = 2.4332 miles

Start: 14:57 Flag 15:07 End: 15:09

BMCRG-MRO Championships 2013 - Brands Hatch GP

EDlasia Formula 400 inc Sub 64 & Rookies

RACE 11 - LAP ANALYSIS

DIFF = Difference To Personal Best Lap

P1 154 Andy SAUNDERS				
LAP	LAP TIME	DIFF	MPH	TIME OF DAY
1 -	1:46.109	7.100	82.55	14:58:52.832
2 -	1:41.745	2.736	86.09	15:00:34.577
3 -	1:39.830	0.821	87.74	15:02:14.407
4 -	1:39.558 (3)	0.549	87.98	15:03:53.965
5 -	1:39.184 (2)	0.175	88.31	15:05:33.149
6 -	1:39.009 (1)		88.47	15:07:12.158

P2 48 Richie WELSH				
LAP	LAP TIME	DIFF	MPH	TIME OF DAY
1 -	1:46.184	6.840	82.49	14:58:52.907
2 -	1:40.602	1.258	87.07	15:00:33.509
3 -	1:40.101	0.757	87.51	15:02:13.610
4 -	1:39.889 (3)	0.545	87.69	15:03:53.499
5 -	1:39.593 (2)	0.249	87.95	15:05:33.092
6 -	1:39.344 (1)		88.17	15:07:12.436

P3 99 Francesco CAVALLI				
LAP	LAP TIME	DIFF	MPH	TIME OF DAY
1 -	1:47.008	7.476	81.86	14:58:53.731
2 -	1:40.438	0.906	87.21	15:00:34.169
3 -	1:40.008 (3)	0.476	87.59	15:02:14.177
4 -	1:40.033	0.501	87.56	15:03:54.210
5 -	1:39.532 (1)		88.01	15:05:33.742
6 -	1:39.544 (2)	0.012	87.99	15:07:13.286

P4 11 Daniel RUTH				
LAP	LAP TIME	DIFF	MPH	TIME OF DAY
1 -	1:46.859	6.376	81.97	14:58:53.582
2 -	1:41.696	1.213	86.13	15:00:35.278
3 -	1:40.483 (1)		87.17	15:02:15.761
4 -	1:41.200 (3)	0.717	86.55	15:03:56.961
5 -	1:40.609 (2)	0.126	87.06	15:05:37.570
6 -	1:41.370	0.887	86.41	15:07:18.940

P5 71 Daniel ANDERSON				
LAP	LAP TIME	DIFF	MPH	TIME OF DAY
1 -	1:48.119	7.293	81.02	14:58:54.842
2 -	1:41.557	0.731	86.25	15:00:36.399
3 -	1:41.332 (3)	0.506	86.44	15:02:17.731
4 -	1:41.215 (2)	0.389	86.54	15:03:58.946
5 -	1:40.826 (1)		86.88	15:05:39.772
6 -	1:43.506	2.680	84.63	15:07:23.278

P6 14 Gary SMITH				
LAP	LAP TIME	DIFF	MPH	TIME OF DAY
1 -	1:50.227	7.854	79.47	14:58:56.950
2 -	1:42.380 (2)	0.007	85.56	15:00:39.330
3 -	1:42.373 (1)		85.56	15:02:21.703
4 -	1:42.737	0.364	85.26	15:04:04.440
5 -	1:43.438	1.065	84.68	15:05:47.878
6 -	1:42.723 (3)	0.350	85.27	15:07:30.601

P7 172 Simon GATES				
LAP	LAP TIME	DIFF	MPH	TIME OF DAY
1 -	1:49.331	6.720	80.12	14:58:56.054
2 -	1:42.611 (1)		85.36	15:00:38.665

DIFF = Difference To Personal Best Lap

3 -	1:42.742 (2)	0.131	85.26	15:02:21.407
4 -	1:43.412	0.801	84.70	15:04:04.819
5 -	1:43.130 (3)	0.519	84.93	15:05:47.949
6 -	1:43.363	0.752	84.74	15:07:31.312

P8 27 Wes SMITH				
LAP	LAP TIME	DIFF	MPH	TIME OF DAY
1 -	1:50.732	7.830	79.10	14:58:57.455
2 -	1:43.598	0.696	84.55	15:00:41.053
3 -	1:43.228 (3)	0.326	84.85	15:02:24.281
4 -	1:42.902 (1)		85.12	15:04:07.183
5 -	1:43.222 (2)	0.320	84.86	15:05:50.405
6 -	1:43.637	0.735	84.52	15:07:34.042

P9 66 James CASWELL-COX				
LAP	LAP TIME	DIFF	MPH	TIME OF DAY
1 -	1:50.241	5.675	79.46	14:58:56.964
2 -	1:44.866	0.300	83.53	15:00:41.830
3 -	1:44.723 (3)	0.157	83.64	15:02:26.553
4 -	1:44.566 (1)		83.77	15:04:11.119
5 -	1:45.233	0.667	83.24	15:05:56.352
6 -	1:44.697 (2)	0.131	83.66	15:07:41.049

P10 21 Alan WATSON				
LAP	LAP TIME	DIFF	MPH	TIME OF DAY
1 -	1:53.306	9.313	77.31	14:59:00.029
2 -	1:44.662	0.669	83.69	15:00:44.691
3 -	1:44.759	0.766	83.61	15:02:29.450
4 -	1:43.993 (1)		84.23	15:04:13.443
5 -	1:44.287 (2)	0.294	83.99	15:05:57.730
6 -	1:44.583 (3)	0.590	83.75	15:07:42.313

P11 32 Robin HOMEWOOD				
LAP	LAP TIME	DIFF	MPH	TIME OF DAY
1 -	1:52.961	8.669	77.54	14:58:59.684
2 -	1:46.274	1.982	82.42	15:00:45.958
3 -	1:44.808 (3)	0.516	83.57	15:02:30.766
4 -	1:44.669 (2)	0.377	83.69	15:04:15.435
5 -	1:44.878	0.586	83.52	15:06:00.313
6 -	1:44.292 (1)		83.99	15:07:44.605

P12 54 Eric GORRIDGE				
LAP	LAP TIME	DIFF	MPH	TIME OF DAY
1 -	1:54.841	10.799	76.27	14:59:01.564
2 -	1:45.709	1.667	82.86	15:00:47.273
3 -	1:45.364	1.322	83.13	15:02:32.637
4 -	1:44.042 (1)		84.19	15:04:16.679
5 -	1:44.423 (3)	0.381	83.88	15:06:01.102
6 -	1:44.109 (2)	0.067	84.14	15:07:45.211

P13 25 Ben MILES				
LAP	LAP TIME	DIFF	MPH	TIME OF DAY
1 -	1:54.455	9.558	76.53	14:59:01.178
2 -	1:45.709 (3)	0.812	82.86	15:00:46.887
3 -	1:45.833	0.936	82.77	15:02:32.720
4 -	1:45.160 (2)	0.263	83.30	15:04:17.880
5 -	1:44.897 (1)		83.50	15:06:02.777
6 -	1:45.857	0.960	82.75	15:07:48.634

Weather / Track : Cloudy / Dry

Brands Hatch GP

Circuit Length = 2.4332 miles

Start: 14:57 Flag 15:07 End: 15:09

BMCRC-MRO Championships 2013 - Brands Hatch GP

EDlasia Formula 400 inc Sub 64 & Rookies

RACE 11 - LAP ANALYSIS

DIFF = Difference To Personal Best Lap

P14 51 Emma JARMAN				
LAP	LAP TIME	DIFF	MPH	TIME OF DAY
1 -	1:56.185	12.309	75.39	14:59:02.908
2 -	1:46.843	2.967	81.98	15:00:49.751
3 -	1:45.585	1.709	82.96	15:02:35.336
4 -	1:44.534 (2)	0.658	83.79	15:04:19.870
5 -	1:43.876 (1)	84.32	84.32	15:06:03.746
6 -	1:45.052 (3)	1.176	83.38	15:07:48.798

P15 35 Daniel INGHAM				
LAP	LAP TIME	DIFF	MPH	TIME OF DAY
1 -	1:53.224	8.262	77.36	14:58:59.947
2 -	1:46.505	1.543	82.24	15:00:46.452
3 -	1:45.116 (2)	0.154	83.33	15:02:31.568
4 -	1:44.962 (1)	83.45	83.45	15:04:16.530
5 -	1:46.000 (3)	1.038	82.64	15:06:02.530
6 -	1:46.442	1.480	82.29	15:07:48.972

P16 13 Ben PALMER				
LAP	LAP TIME	DIFF	MPH	TIME OF DAY
1 -	1:56.153	11.787	75.41	14:59:02.876
2 -	1:46.103	1.737	82.55	15:00:48.979
3 -	1:45.416 (3)	1.050	83.09	15:02:34.395
4 -	1:45.927	1.561	82.69	15:04:20.322
5 -	1:44.366 (1)	83.93	83.93	15:06:04.688
6 -	1:44.973 (2)	0.607	83.44	15:07:49.661

P17 86 Matthew SCOTT				
LAP	LAP TIME	DIFF	MPH	TIME OF DAY
1 -	1:55.834	11.233	75.62	14:59:02.557
2 -	1:45.739	1.138	82.84	15:00:48.296
3 -	1:45.254 (3)	0.653	83.22	15:02:33.550
4 -	1:44.601 (1)	83.74	83.74	15:04:18.151
5 -	1:44.863 (2)	0.262	83.53	15:06:03.014
6 -	1:47.051	2.450	81.82	15:07:50.065

P18 50 Graham HIGLETT				
LAP	LAP TIME	DIFF	MPH	TIME OF DAY
1 -	1:58.475	14.579	73.93	14:59:05.198
2 -	1:46.467	2.571	82.27	15:00:51.665
3 -	1:45.236 (3)	1.340	83.23	15:02:36.901
4 -	1:44.156 (2)	0.260	84.10	15:04:21.057
5 -	1:43.896 (1)	84.31	84.31	15:06:04.953
6 -	1:45.729	1.833	82.85	15:07:50.682

P19 4 Chris CAMPS				
LAP	LAP TIME	DIFF	MPH	TIME OF DAY
1 -	1:52.955	11.056	77.55	14:58:59.678
2 -	1:41.899 (1)	85.96	85.96	15:00:41.577
3 -	1:43.076 (2)	1.177	84.98	15:02:24.653
4 -	1:48.261 (3)	6.362	80.91	15:04:12.914
5 -	1:49.106	7.207	80.28	15:06:02.020
6 -	1:51.663	9.764	78.44	15:07:53.683

P20 16 Matt BARBER				
LAP	LAP TIME	DIFF	MPH	TIME OF DAY
1 -	1:54.896	8.315	76.24	14:59:01.619
2 -	1:47.533	0.952	81.46	15:00:49.152

DIFF = Difference To Personal Best Lap

3 -	1:47.608	1.027	81.40	15:02:36.760
4 -	1:47.364 (3)	0.783	81.59	15:04:24.124
5 -	1:46.581 (1)	82.18	82.18	15:06:10.705
6 -	1:47.289 (2)	0.708	81.64	15:07:57.994

P21 19 Patricia ROBERTS				
LAP	LAP TIME	DIFF	MPH	TIME OF DAY
1 -	1:55.635	8.870	75.75	14:59:02.358
2 -	1:46.765 (1)	82.04	82.04	15:00:49.123
3 -	1:47.496 (2)	0.731	81.48	15:02:36.619
4 -	1:48.313	1.548	80.87	15:04:24.932
5 -	1:47.953 (3)	1.188	81.14	15:06:12.885
6 -	1:49.167	2.402	80.24	15:08:02.052

P22 52 Gary JARMAN				
LAP	LAP TIME	DIFF	MPH	TIME OF DAY
1 -	1:57.171	9.699	74.76	14:59:03.894
2 -	1:48.059 (2)	0.587	81.06	15:00:51.953
3 -	1:48.830	1.358	80.49	15:02:40.783
4 -	1:49.701	2.229	79.85	15:04:30.484
5 -	1:48.676 (3)	1.204	80.60	15:06:19.160
6 -	1:47.472 (1)	81.50	81.50	15:08:06.632

P23 9 Paul DAVIES				
LAP	LAP TIME	DIFF	MPH	TIME OF DAY
1 -	1:58.315	10.912	74.03	14:59:05.038
2 -	1:48.950	1.547	80.40	15:00:53.988
3 -	1:47.403 (1)	81.56	81.56	15:02:41.391
4 -	1:48.345 (2)	0.942	80.85	15:04:29.736
5 -	1:49.175	1.772	80.23	15:06:18.911
6 -	1:48.575 (3)	1.172	80.68	15:08:07.486

P24 127 Adam GREEN				
LAP	LAP TIME	DIFF	MPH	TIME OF DAY
1 -	1:57.993	10.197	74.24	14:59:04.716
2 -	1:48.164 (2)	0.368	80.98	15:00:52.880
3 -	1:48.746	0.950	80.55	15:02:41.626
4 -	1:49.556	1.760	79.95	15:04:31.182
5 -	1:48.641 (3)	0.845	80.63	15:06:19.823
6 -	1:47.796 (1)	81.26	81.26	15:08:07.619

P25 33 Carl JOHNSTONE				
LAP	LAP TIME	DIFF	MPH	TIME OF DAY
1 -	1:58.395	10.177	73.98	14:59:05.118
2 -	1:49.274	1.056	80.16	15:00:54.392
3 -	1:48.921	0.703	80.42	15:02:43.313
4 -	1:48.814 (3)	0.596	80.50	15:04:32.127
5 -	1:48.238 (2)	0.020	80.93	15:06:20.365
6 -	1:48.218 (1)	80.94	80.94	15:08:08.583

P26 69 Stuart GILL				
LAP	LAP TIME	DIFF	MPH	TIME OF DAY
1 -	2:03.585	14.779	70.88	14:59:10.308
2 -	1:52.242	3.436	78.04	15:01:02.550
3 -	1:48.806 (1)	80.50	80.50	15:02:51.356
4 -	1:48.962 (2)	0.156	80.39	15:04:40.318
5 -	1:49.188	0.382	80.22	15:06:29.506
6 -	1:49.095 (3)	0.289	80.29	15:08:18.601

Weather / Track : Cloudy / Dry

Brands Hatch GP

Circuit Length = 2.4332 miles

Start: 14:57 Flag 15:07 End: 15:09

BMCRC-MRO Championships 2013 - Brands Hatch GP

EDlasia Formula 400 inc Sub 64 & Rookies

RACE 11 - LAP ANALYSIS

DIFF = Difference To Personal Best Lap

P27 138 Daniel LAWLOR				
LAP	LAP TIME	DIFF	MPH	TIME OF DAY
1 -	2:04.321	14.533	70.46	14:59:11.044
2 -	1:52.841	3.053	77.62	15:01:03.885
3 -	1:52.303	2.515	78.00	15:02:56.188
4 -	1:51.103 (3)	1.315	78.84	15:04:47.291
5 -	1:49.973 (2)	0.185	79.65	15:06:37.264
6 -	1:49.788 (1)		79.78	15:08:27.052

P28 38 Tom SAVILLE				
LAP	LAP TIME	DIFF	MPH	TIME OF DAY
1 -	2:01.287	10.604	72.22	14:59:08.010
2 -	1:52.783	2.100	77.66	15:01:00.793
3 -	1:52.194	1.511	78.07	15:02:52.987
4 -	1:51.589 (2)	0.906	78.50	15:04:44.576
5 -	1:52.171 (3)	1.488	78.09	15:06:36.747
6 -	1:50.683 (1)		79.14	15:08:27.430

P29 98 Robert PRAGNELL				
LAP	LAP TIME	DIFF	MPH	TIME OF DAY
1 -	2:03.444	11.235	70.96	14:59:10.167
2 -	1:54.621	2.412	76.42	15:01:04.788
3 -	1:52.209 (1)		78.06	15:02:56.997
4 -	1:52.264 (2)	0.055	78.02	15:04:49.261
5 -	1:53.459	1.250	77.20	15:06:42.720
6 -	1:52.696 (3)	0.487	77.72	15:08:35.416

P30 17 Ben BURNALL				
LAP	LAP TIME	DIFF	MPH	TIME OF DAY
1 -	2:02.185	9.496	71.69	14:59:08.908
2 -	1:54.012	1.323	76.83	15:01:02.920
3 -	1:52.689 (1)		77.73	15:02:55.609
4 -	1:53.782	1.093	76.98	15:04:49.391
5 -	1:53.410 (3)	0.721	77.24	15:06:42.801
6 -	1:52.793 (2)	0.104	77.66	15:08:35.594

P31 47 Allan CLARK				
LAP	LAP TIME	DIFF	MPH	TIME OF DAY
1 -	2:05.186	13.832	69.97	14:59:11.909
2 -	1:53.525 (3)	2.171	77.16	15:01:05.434
3 -	1:53.720	2.366	77.02	15:02:59.154
4 -	1:53.686	2.332	77.05	15:04:52.840
5 -	1:51.670 (2)	0.316	78.44	15:06:44.510
6 -	1:51.354 (1)		78.66	15:08:35.864

P32 77 Ray PETTY				
LAP	LAP TIME	DIFF	MPH	TIME OF DAY
1 -	2:02.483	9.374	71.51	14:59:09.206
2 -	1:54.918	1.809	76.22	15:01:04.124
3 -	1:54.328	1.219	76.62	15:02:58.452
4 -	1:54.045 (3)	0.936	76.81	15:04:52.497
5 -	1:53.193 (2)	0.084	77.38	15:06:45.690
6 -	1:53.109 (1)		77.44	15:08:38.799

P33 10 Tim LOOKER				
LAP	LAP TIME	DIFF	MPH	TIME OF DAY
1 -	2:08.843	14.278	67.98	14:59:15.566
2 -	1:56.383	1.818	75.26	15:01:11.949

DIFF = Difference To Personal Best Lap

3 -	1:57.069	2.504	74.82	15:03:09.018
4 -	1:54.565 (1)		76.46	15:05:03.583
5 -	1:55.523 (3)	0.958	75.82	15:06:59.106
6 -	1:55.021 (2)	0.456	76.15	15:08:54.127

P34 58 Steve YOUNG				
LAP	LAP TIME	DIFF	MPH	TIME OF DAY
1 -	2:08.059	15.104	68.40	14:59:14.782
2 -	1:56.522	3.567	75.17	15:01:11.304
3 -	1:55.391 (3)	2.436	75.91	15:03:06.695
4 -	1:53.862 (2)	0.907	76.93	15:05:00.557
5 -	1:52.955 (1)		77.55	15:06:53.512
6 -	2:06.073	13.118	69.48	15:08:59.585

P35 39 Elwyn FRYER				
LAP	LAP TIME	DIFF	MPH	TIME OF DAY
1 -	2:06.847	10.378	69.05	14:59:13.570
2 -	1:56.920 (3)	0.451	74.92	15:01:10.490
3 -	1:58.755	2.286	73.76	15:03:09.245
4 -	1:57.904	1.435	74.29	15:05:07.149
5 -	1:56.506 (2)	0.037	75.18	15:07:03.655
6 -	1:56.469 (1)		75.21	15:09:00.124

P36 63 Dan HARDY				
LAP	LAP TIME	DIFF	MPH	TIME OF DAY
1 -	2:12.113	11.210	66.30	14:59:18.836
2 -	2:03.189 (3)	2.286	71.10	15:01:22.025
3 -	2:04.441	3.538	70.39	15:03:26.466
4 -	2:02.627 (2)	1.724	71.43	15:05:29.093
5 -	2:00.903 (1)		72.45	15:07:29.996

P37 88 Mark THOMPSON				
LAP	LAP TIME	DIFF	MPH	TIME OF DAY
1 -	2:16.236	18.273	64.29	14:59:22.959
2 -	2:04.630	6.667	70.28	15:01:27.589
3 -	2:03.520 (3)	5.557	70.91	15:03:31.109
4 -	2:01.504 (2)	3.541	72.09	15:05:32.613
5 -	1:57.963 (1)		74.25	15:07:30.576

P38 59 Danielle COOPER				
LAP	LAP TIME	DIFF	MPH	TIME OF DAY
1 -	2:13.479	13.648	65.62	14:59:20.202
2 -	2:06.481	6.650	69.25	15:01:26.683
3 -	2:03.400 (3)	3.569	70.98	15:03:30.083
4 -	2:02.487 (2)	2.656	71.51	15:05:32.570
5 -	1:59.831 (1)		73.10	15:07:32.401

P39 45 Peter MOORE				
LAP	LAP TIME	DIFF	MPH	TIME OF DAY
1 -	2:03.720	9.895	70.80	14:59:10.443
2 -	1:54.914 (3)	1.089	76.22	15:01:05.357
3 -	1:53.825 (1)		76.95	15:02:59.182
4 -	1:54.487 (2)	0.662	76.51	15:04:53.669

P40 41 Paul BOWLING				
LAP	LAP TIME	DIFF	MPH	TIME OF DAY
1 -	2:07.434 (2)	10.340	68.74	14:59:14.157
2 -	1:57.094 (1)		74.81	15:01:11.251

Weather / Track : Cloudy / Dry

Brands Hatch GP
Circuit Length = 2.4332 miles
Start: 14:57 Flag 15:07 End: 15:09

BMCRC-MRO Championships 2013 - Brands Hatch GP

EDlasia Formula 400 inc Sub 64 & Rookies

RACE 21 - GRID



ROW 10	40 41 Paul BOWLING	39 45 Peter MOORE	38 59 Danielle COOPER	37 88 Mark THOMPSON
ROW 9	36 63 Dan HARDY	35 39 Elwyn FRYER	34 58 Steve YOUNG	33 10 Tim LOOKER
ROW 8	32 77 Ray PETTY	31 47 Allan CLARK	30 17 Ben BURNALL	29 98 Robert PRAGNELL
ROW 7	28 38 Tom SAVILLE	27 138 Daniel LAWLOR	26 69 Stuart GILL	25 33 Carl JOHNSTONE
ROW 6	24 127 Adam GREEN	23 9 Paul DAVIES	22 52 Gary JARMAN	21 19 Patricia ROBERTS
ROW 5	20 16 Matt BARBER	19 4 Chris CAMPS	18 50 Graham HIGLETT	17 86 Matthew SCOTT
ROW 4	16 13 Ben PALMER	15 35 Daniel INGHAM	14 51 Emma JARMAN	13 25 Ben MILES
ROW 3	12 54 Eric GORRIDGE	11 32 Robin HOMEWOOD	10 21 Alan WATSON	9 66 James CASWELL-COX
ROW 2	8 27 Wes SMITH	7 172 Simon GATES	6 14 Gary SMITH	5 71 Daniel ANDERSON
ROW 1	4 11 Daniel RUTH	3 99 Francesco CAVALLI	2 48 Richie WELSH	1 154 Andy SAUNDERS
Pole				

Brands Hatch GP
Circuit Length = 2.4332 miles

These results are provisional until the conclusion of any judicial and technical matters.

Clerk Of Course :		Timekeeper :
-------------------	--	--------------

Results can be found at www.tsl-timing.com

Printed - 15:12 Sunday, 18 August 2013



BMCRC-MRO Championships 2013 - Brands Hatch GP

EDlasia Formula 400 inc Sub 64 & Rookies

RACE 21 - CLASSIFICATION



POS	NO	CL	PIC NAME	R	ENTRY	LAPS	TIME	GAP	DIFF	MPH	BEST	ON
1	48		1 Richie WELSH		Yamaha - Peter Flemming	6	10:07.029			86.58	1:39.152	4
2	11		2 Daniel RUTH		Kawasaki -	6	10:08.037	1.008	1.008	86.44	1:39.420	4
3	99		3 Francesco CAVALLI		Honda - Motoeng.com	6	10:14.310	7.281	6.273	85.55	1:39.825	4
4	71		4 Daniel ANDERSON		Kawasaki -	6	10:22.287	15.258	7.977	84.46	1:41.810	6
5	14	S	1 Gary SMITH		Kawasaki - SDC Performance	6	10:22.706	15.677	0.419	84.40	1:42.361	5
6	27		5 Wes SMITH		Kawasaki -	6	10:23.445	16.416	0.739	84.30	1:42.609	3
7	172		6 Simon GATES		Kawasaki -	6	10:25.715	18.686	2.270	83.99	1:42.746	2
8	21		7 Alan WATSON		Kawasaki - Baker Racing	6	10:31.592	24.563	5.877	83.21	1:44.010	6
9	50	S	2 Graham HIGLETT		Kawasaki - Face to Face Finance	6	10:33.766	26.737	2.174	82.93	1:43.333	6
10	66	S	3 James CASWELL-COX		Honda - David Simon/Sussex Rolling Road	6	10:34.044	27.015	0.278	82.89	1:43.582	6
11	51		8 Emma JARMAN		Kawasaki -	6	10:34.112	27.083	0.068	82.88	1:42.366	6
12	13		9 Ben PALMER		Kawasaki -	6	10:38.258	31.229	4.146	82.34	1:44.485	4
13	32	S	4 Robin HOMEWOOD		Honda -	6	10:38.359	31.330	0.101	82.33	1:44.575	5
14	54		10 Eric GORRIDGE		Kawasaki -	6	10:39.117	32.088	0.758	82.23	1:44.393	5
15	86	S	5 Matthew SCOTT		Kawasaki -	6	10:39.444	32.415	0.327	82.19	1:44.388	5
16	35		11 Daniel INGHAM		Honda - Oadby M/Cycles	6	10:39.812	32.783	0.368	82.14	1:44.678	6
17	16	S	6 Matt BARBER	R	Yamaha - Wave Developments	6	10:44.129	37.100	4.317	81.59	1:45.633	5
18	9		12 Paul DAVIES	R	Kawasaki - LJ Racing	6	10:53.509	46.480	9.380	80.42	1:47.245	2
19	52		13 Gary JARMAN		Kawasaki -	6	10:53.966	46.937	0.457	80.36	1:46.872	6
20	69		14 Stuart GILL		Kawasaki -	6	10:54.867	47.838	0.901	80.25	1:45.556	6
21	127	S	7 Adam GREEN	R	Kawasaki - RAFMSA	6	10:54.903	47.874	0.036	80.25	1:46.907	6
22	19	S	8 Patricia ROBERTS	R	Kawasaki - Mark Jordan	6	10:59.466	52.437	4.563	79.69	1:47.512	5
23	33	S	9 Carl JOHNSTONE		Yamaha - BB Plastics	6	11:01.481	54.452	2.015	79.45	1:48.163	6
24	138	S	10 Daniel LAWLOR	R	Honda -	6	11:01.970	54.941	0.489	79.39	1:47.452	6
25	17	S	11 Ben BURNALL	R	Honda -	6	11:21.955	1:14.926	19.985	77.07	1:50.398	6
26	38		15 Tom SAVILLE		Kawasaki - Sabre Engineering	6	11:22.243	1:15.214	0.288	77.03	1:50.598	6
27	77		16 Ray PETTY		Kawasaki -	6	11:23.265	1:16.236	1.022	76.92	1:51.843	2
28	47		17 Allan CLARK		Kawasaki -	6	11:23.424	1:16.395	0.159	76.90	1:51.085	6
29	98	S	12 Robert PRAGNELL		Kawasaki -	6	11:24.915	1:17.886	1.491	76.73	1:51.679	4
30	10	S	13 Tim LOOKER	R	Kawasaki -	6	11:33.407	1:26.378	8.492	75.79	1:53.134	3
31	58		18 Steve YOUNG		Kawasaki - Cadmatic	6	11:47.381	1:40.352	13.974	74.30	1:54.033	6
32	39	S	14 Elwyn FRYER	R	Kawasaki - MJOLNIR Racing	6	11:58.207	1:51.178	10.826	73.18	1:57.750	5
33	63		19 Dan HARDY	R	Kawasaki -	5	10:11.463	1 Lap	1 Lap	71.63	1:57.999	5
34	88		20 Mark THOMPSON	R	Yamaha -	5	10:11.845	1 Lap	0.382	71.58	1:58.106	5
35	59		21 Danielle COOPER	R	Kawasaki -	5	10:19.465	1 Lap	7.620	70.70	2:00.976	5

NOT CLASSIFIED

DNF	154		Andy SAUNDERS		Kawasaki -	1	1:44.119	5 Laps	4 Laps	84.13	1:44.119	1
-----	-----	--	---------------	--	------------	---	----------	--------	--------	-------	----------	---

FASTEST LAP

48			Richie WELSH		Yamaha - Peter Flemming	4	1:39.152			88.34 mph	142.18 kph	
14	S		Gary SMITH		Kawasaki - SDC Performance	5	1:42.361			85.57 mph	137.72 kph	

Brands Hatch GP

Circuit Length = 2.4332 miles

Start: 17:56 Flag 18:06 End: 18:08

Weather / Track : Cloudy / Dry

These results are provisional until the conclusion of any judicial and technical matters.

Clerk Of Course :	Timekeeper :
-------------------	--------------

Results can be found at www.tsl-timing.com

Printed - 18:10 Sunday, 18 August 2013



BMCRC-MRO Championships 2013 - Brands Hatch GP

EDlasia Formula 400 inc Sub 64 & Rookies

RACE 21 - LAP CHART

LAP 1		
NO	BEHIND	LAP TIME

154		1:44.119
99	1.410	1:45.529
11	1.987	1:46.106
48	3.111	1:47.230
14	3.887	1:48.006
71	4.085	1:48.204
27	4.216	1:48.335
21	5.243	1:49.362
172	5.284	1:49.403
66	6.553	1:50.672
32	6.856	1:50.975
54	7.006	1:51.125
50	7.539	1:51.658
35	8.351	1:52.470
13	8.419	1:52.538
51	8.824	1:52.943
16	8.959	1:53.078
86	10.701	1:54.820
19	11.420	1:55.539
9	11.450	1:55.569
52	12.239	1:56.358
127	12.989	1:57.108
33	13.075	1:57.194
138	14.311	1:58.430
69	15.828	1:59.947
17	15.957	2:00.076
77	16.955	2:01.074
38	17.094	2:01.213
47	17.946	2:02.065
98	18.217	2:02.336
10	18.985	2:03.104
39	21.908	2:06.027
58	22.365	2:06.484
63	26.175	2:10.294
88	26.283	2:10.402
59	26.762	2:10.881

LAP 2		
NO	BEHIND	LAP TIME

99		1:40.859
11	0.782	1:41.064
48	1.377	1:40.535
14	5.372	1:43.754
27	5.456	1:43.509
71	5.537	1:43.721
172	5.761	1:42.746
21	7.204	1:44.230
66	10.035	1:45.751
32	10.116	1:45.529
50	10.370	1:45.100
54	10.645	1:45.908
13	11.194	1:45.044
51	11.327	1:44.772
35	12.056	1:45.974
16	13.006	1:46.316
86	14.696	1:46.264
9	16.426	1:47.245
19	17.609	1:48.458
52	18.074	1:48.104
127	19.428	1:48.708
33	19.787	1:48.981
69	21.123	1:47.564

138	22.195	1:50.153
17	26.446	1:52.758
77	26.529	1:51.843
38	27.444	1:52.619
47	28.645	1:52.968
98	30.555	1:54.607
10	31.157	1:54.441
39	38.469	1:58.830
58	38.897	1:58.801
63	45.258	2:01.352
88	46.538	2:02.524
59	47.929	2:03.436

LAP 3		
NO	BEHIND	LAP TIME

99		1:40.380
48	0.530	1:39.533
11	0.880	1:40.478
27	7.685	1:42.609
14	8.479	1:43.487
71	8.529	1:43.372
172	8.950	1:43.569
21	11.248	1:44.424
50	14.865	1:44.875
66	15.912	1:46.257
13	16.802	1:45.988
51	16.855	1:45.908
32	17.094	1:47.358
54	17.254	1:46.989
35	17.898	1:46.222
16	18.653	1:46.027
86	18.787	1:44.471
9	24.152	1:48.106
52	25.453	1:47.759
127	26.439	1:47.391
19	26.533	1:49.304
69	28.379	1:47.636
33	28.519	1:49.112
138	30.851	1:49.036
77	39.395	1:53.246
38	39.794	1:52.730
17	40.279	1:54.213
47	40.804	1:52.539
98	42.211	1:52.036
10	43.911	1:53.134
58	55.866	1:57.349
39	57.639	1:59.550
63	1:06.468	2:01.590
88	1:07.078	2:00.920
59	1:09.732	2:02.183

LAP 4		
NO	BEHIND	LAP TIME

48		1:39.152
99	0.143	1:39.825
11	0.618	1:39.420
27	10.847	1:42.844
14	11.474	1:42.677
71	11.746	1:42.899
172	12.270	1:43.002
21	16.642	1:45.076
50	19.585	1:44.402
66	20.118	1:43.888
13	21.605	1:44.485

51	21.741	1:44.568
32	22.428	1:45.016
54	22.692	1:45.120
86	23.763	1:44.658
35	23.775	1:45.559
16	24.929	1:45.958
9	32.000	1:47.530
52	33.453	1:47.682
127	33.943	1:47.186
19	36.263	1:49.412
69	36.376	1:47.679
33	38.303	1:49.466
138	39.844	1:48.675
77	52.471	1:52.758
38	52.949	1:52.837
17	53.297	1:52.700
47	53.753	1:52.631
98	54.208	1:51.679
10	57.881	1:53.652
58	1:11.546	1:55.362
39	1:16.112	1:58.155
63	1:27.014	2:00.228
88	1:27.289	1:59.893
59	1:32.039	2:01.989

LAP 5		
NO	BEHIND	LAP TIME

48		1:39.691
99	0.422	1:39.970
11	1.384	1:40.457
14	14.144	1:42.361
27	14.252	1:43.096
71	14.336	1:42.281
172	15.652	1:43.073
21	21.441	1:44.490
50	24.292	1:44.398
66	24.321	1:43.894
51	25.605	1:43.555
13	27.206	1:45.292
32	27.312	1:44.575
54	27.394	1:44.393
86	28.460	1:44.388
35	28.993	1:44.909
16	30.871	1:45.633
9	39.752	1:47.443
52	40.953	1:47.191
127	41.855	1:47.603
69	43.170	1:46.485
19	44.084	1:47.512
33	47.177	1:48.565
138	48.377	1:48.224
77	1:05.061	1:52.281
17	1:05.416	1:51.810
38	1:05.504	1:52.246
47	1:06.198	1:52.136
98	1:06.608	1:52.091
10	1:12.704	1:54.514
58	1:27.207	1:55.352
39	1:34.171	1:57.750

LAP 6		
NO	BEHIND	LAP TIME

48		1:40.888
11	1.008	1:40.512

63	1 Lap	1:57.999
88	1 Lap	1:58.106
99	7.281	1:47.747
59	1 Lap	2:00.976
71	15.258	1:41.810
14	15.677	1:42.421
27	16.416	1:43.052
172	18.686	1:43.922
21	24.563	1:44.010
50	26.737	1:43.333
66	27.015	1:43.582
51	27.083	1:42.366
13	31.229	1:44.911
32	31.330	1:44.906
54	32.088	1:45.582
86	32.415	1:44.843
35	32.783	1:44.678
16	37.100	1:47.117
9	46.480	1:47.616
52	46.937	1:46.872
69	47.838	1:45.556
127	47.874	1:46.907
19	52.437	1:49.241
33	54.452	1:48.163
138	54.941	1:47.452
17	1:14.926	1:50.398
38	1:15.214	1:50.598
77	1:16.236	1:52.063
47	1:16.395	1:51.085
98	1:17.886	1:52.166
10	1:26.378	1:54.562
58	1:40.352	1:54.033
39	1:51.178	1:57.895

Weather / Track : Cloudy / Dry

Brands Hatch GP

Circuit Length = 2.4332 miles

Start: 17:56 Flag 18:06 End: 18:08

BMCRG-MRO Championships 2013 - Brands Hatch GP

EDlasia Formula 400 inc Sub 64 & Rookies

RACE 21 - LAP ANALYSIS

DIFF = Difference To Personal Best Lap

P1 48 Richie WELSH				
LAP	LAP TIME	DIFF	MPH	TIME OF DAY
1 -	1:47.230	8.078	81.69	17:58:40.569
2 -	1:40.535	1.383	87.13	18:00:21.104
3 -	1:39.533 (2)	0.381	88.00	18:02:00.637
4 -	1:39.152 (1)		88.34	18:03:39.789
5 -	1:39.691 (3)	0.539	87.86	18:05:19.480
6 -	1:40.888	1.736	86.82	18:07:00.368

P2 11 Daniel RUTH				
LAP	LAP TIME	DIFF	MPH	TIME OF DAY
1 -	1:46.106	6.686	82.55	17:58:39.445
2 -	1:41.064	1.644	86.67	18:00:20.509
3 -	1:40.478 (3)	1.058	87.18	18:02:00.987
4 -	1:39.420 (1)		88.10	18:03:40.407
5 -	1:40.457 (2)	1.037	87.19	18:05:20.864
6 -	1:40.512	1.092	87.15	18:07:01.376

P3 99 Francesco CAVALLI				
LAP	LAP TIME	DIFF	MPH	TIME OF DAY
1 -	1:45.529	5.704	83.00	17:58:38.868
2 -	1:40.859	1.034	86.85	18:00:19.727
3 -	1:40.380 (3)	0.555	87.26	18:02:00.107
4 -	1:39.825 (1)		87.75	18:03:39.932
5 -	1:39.970 (2)	0.145	87.62	18:05:19.902
6 -	1:47.747	7.922	81.30	18:07:07.649

P4 71 Daniel ANDERSON				
LAP	LAP TIME	DIFF	MPH	TIME OF DAY
1 -	1:48.204	6.394	80.95	17:58:41.543
2 -	1:43.721	1.911	84.45	18:00:25.264
3 -	1:43.372	1.562	84.74	18:02:08.636
4 -	1:42.899 (3)	1.089	85.13	18:03:51.535
5 -	1:42.281 (2)	0.471	85.64	18:05:33.816
6 -	1:41.810 (1)		86.04	18:07:15.626

P5 14 Gary SMITH				
LAP	LAP TIME	DIFF	MPH	TIME OF DAY
1 -	1:48.006	5.645	81.10	17:58:41.345
2 -	1:43.754	1.393	84.42	18:00:25.099
3 -	1:43.487	1.126	84.64	18:02:08.586
4 -	1:42.677 (3)	0.316	85.31	18:03:51.263
5 -	1:42.361 (1)		85.57	18:05:33.624
6 -	1:42.421 (2)	0.060	85.52	18:07:16.045

P6 27 Wes SMITH				
LAP	LAP TIME	DIFF	MPH	TIME OF DAY
1 -	1:48.335	5.726	80.85	17:58:41.674
2 -	1:43.509	0.900	84.62	18:00:25.183
3 -	1:42.609 (1)		85.37	18:02:07.792
4 -	1:42.844 (2)	0.235	85.17	18:03:50.636
5 -	1:43.096	0.487	84.96	18:05:33.732
6 -	1:43.052 (3)	0.443	85.00	18:07:16.784

P7 172 Simon GATES				
LAP	LAP TIME	DIFF	MPH	TIME OF DAY
1 -	1:49.403	6.657	80.06	17:58:42.742
2 -	1:42.746 (1)		85.25	18:00:25.488

DIFF = Difference To Personal Best Lap

3 -	1:43.569	0.823	84.57	18:02:09.057
4 -	1:43.002 (2)	0.256	85.04	18:03:52.059
5 -	1:43.073 (3)	0.327	84.98	18:05:35.132
6 -	1:43.922	1.176	84.29	18:07:19.054

P8 21 Alan WATSON				
LAP	LAP TIME	DIFF	MPH	TIME OF DAY
1 -	1:49.362	5.352	80.09	17:58:42.701
2 -	1:44.230 (2)	0.220	84.04	18:00:26.931
3 -	1:44.424 (3)	0.414	83.88	18:02:11.355
4 -	1:45.076	1.066	83.36	18:03:56.431
5 -	1:44.490	0.480	83.83	18:05:40.921
6 -	1:44.010 (1)		84.22	18:07:24.931

P9 50 Graham HIGLETT				
LAP	LAP TIME	DIFF	MPH	TIME OF DAY
1 -	1:51.658	8.325	78.45	17:58:44.997
2 -	1:45.100	1.767	83.34	18:00:30.097
3 -	1:44.875	1.542	83.52	18:02:14.972
4 -	1:44.402 (3)	1.069	83.90	18:03:59.374
5 -	1:44.398 (2)	1.065	83.90	18:05:43.772
6 -	1:43.333 (1)		84.77	18:07:27.105

P10 66 James CASWELL-COX				
LAP	LAP TIME	DIFF	MPH	TIME OF DAY
1 -	1:50.672	7.090	79.15	17:58:44.011
2 -	1:45.751	2.169	82.83	18:00:29.762
3 -	1:46.257	2.675	82.44	18:02:16.019
4 -	1:43.888 (2)	0.306	84.32	18:03:59.907
5 -	1:43.894 (3)	0.312	84.31	18:05:43.801
6 -	1:43.582 (1)		84.56	18:07:27.383

P11 51 Emma JARMAN				
LAP	LAP TIME	DIFF	MPH	TIME OF DAY
1 -	1:52.943	10.577	77.55	17:58:46.282
2 -	1:44.772	2.406	83.60	18:00:31.054
3 -	1:45.908	3.542	82.71	18:02:16.962
4 -	1:44.568 (3)	2.202	83.77	18:04:01.530
5 -	1:43.555 (2)	1.189	84.59	18:05:45.085
6 -	1:42.366 (1)		85.57	18:07:27.451

P12 13 Ben PALMER				
LAP	LAP TIME	DIFF	MPH	TIME OF DAY
1 -	1:52.538	8.053	77.83	17:58:45.877
2 -	1:45.044 (3)	0.559	83.39	18:00:30.921
3 -	1:45.988	1.503	82.64	18:02:16.909
4 -	1:44.485 (1)		83.83	18:04:01.394
5 -	1:45.292	0.807	83.19	18:05:46.686
6 -	1:44.911 (2)	0.426	83.49	18:07:31.597

P13 32 Robin HOMEWOOD				
LAP	LAP TIME	DIFF	MPH	TIME OF DAY
1 -	1:50.975	6.400	78.93	17:58:44.314
2 -	1:45.529	0.954	83.00	18:00:29.843
3 -	1:47.358	2.783	81.59	18:02:17.201
4 -	1:45.016 (3)	0.441	83.41	18:04:02.217
5 -	1:44.575 (1)		83.76	18:05:46.792
6 -	1:44.906 (2)	0.331	83.50	18:07:31.698

Brands Hatch GP

Circuit Length = 2.4332 miles

Start: 17:56 Flag 18:06 End: 18:08

Weather / Track : Cloudy / Dry

BMCR-CMRO Championships 2013 - Brands Hatch GP

EDlasia Formula 400 inc Sub 64 & Rookies

RACE 21 - LAP ANALYSIS

DIFF = Difference To Personal Best Lap

P14 54 Eric GORRIDGE				
LAP	LAP TIME	DIFF	MPH	TIME OF DAY
1 -	1:51.125	6.732	78.82	17:58:44.464
2 -	1:45.908	1.515	82.71	18:00:30.372
3 -	1:46.989	2.596	81.87	18:02:17.361
4 -	1:45.120 (2)	0.727	83.33	18:04:02.481
5 -	1:44.393 (1)		83.91	18:05:46.874
6 -	1:45.582 (3)	1.189	82.96	18:07:32.456

P15 86 Matthew SCOTT				
LAP	LAP TIME	DIFF	MPH	TIME OF DAY
1 -	1:54.820	10.432	76.29	17:58:48.159
2 -	1:46.264	1.876	82.43	18:00:34.423
3 -	1:44.471 (2)	0.083	83.84	18:02:18.894
4 -	1:44.658 (3)	0.270	83.69	18:04:03.552
5 -	1:44.388 (1)		83.91	18:05:47.940
6 -	1:44.843	0.455	83.55	18:07:32.783

P16 35 Daniel INGHAM				
LAP	LAP TIME	DIFF	MPH	TIME OF DAY
1 -	1:52.470	7.792	77.88	17:58:45.809
2 -	1:45.974	1.296	82.66	18:00:31.783
3 -	1:46.222	1.544	82.46	18:02:18.005
4 -	1:45.559 (3)	0.881	82.98	18:04:03.564
5 -	1:44.909 (2)	0.231	83.49	18:05:48.473
6 -	1:44.678 (1)		83.68	18:07:33.151

P17 16 Matt BARBER				
LAP	LAP TIME	DIFF	MPH	TIME OF DAY
1 -	1:53.078	7.445	77.46	17:58:46.417
2 -	1:46.316	0.683	82.39	18:00:32.733
3 -	1:46.027 (3)	0.394	82.61	18:02:18.760
4 -	1:45.958 (2)	0.325	82.67	18:04:04.718
5 -	1:45.633 (1)		82.92	18:05:50.351
6 -	1:47.117	1.484	81.77	18:07:37.468

P18 9 Paul DAVIES				
LAP	LAP TIME	DIFF	MPH	TIME OF DAY
1 -	1:55.569	8.324	75.79	17:58:48.908
2 -	1:47.245 (1)		81.68	18:00:36.153
3 -	1:48.106	0.861	81.03	18:02:24.259
4 -	1:47.530 (3)	0.285	81.46	18:04:11.789
5 -	1:47.443 (2)	0.198	81.53	18:05:59.232
6 -	1:47.616	0.371	81.39	18:07:46.848

P19 52 Gary JARMAN				
LAP	LAP TIME	DIFF	MPH	TIME OF DAY
1 -	1:56.358	9.486	75.28	17:58:49.697
2 -	1:48.104	1.232	81.03	18:00:37.801
3 -	1:47.759	0.887	81.29	18:02:25.560
4 -	1:47.682 (3)	0.810	81.34	18:04:13.242
5 -	1:47.191 (2)	0.319	81.72	18:06:00.433
6 -	1:46.872 (1)		81.96	18:07:47.305

P20 69 Stuart GILL				
LAP	LAP TIME	DIFF	MPH	TIME OF DAY
1 -	1:59.947	14.391	73.03	17:58:53.286
2 -	1:47.564 (3)	2.008	81.43	18:00:40.850

DIFF = Difference To Personal Best Lap

3 -	1:47.636	2.080	81.38	18:02:28.486
4 -	1:47.679	2.123	81.35	18:04:16.165
5 -	1:46.485 (2)	0.929	82.26	18:06:02.650
6 -	1:45.556 (1)		82.98	18:07:48.206

P21 127 Adam GREEN				
LAP	LAP TIME	DIFF	MPH	TIME OF DAY
1 -	1:57.108	10.201	74.80	17:58:50.447
2 -	1:48.708	1.801	80.58	18:00:39.155
3 -	1:47.391 (3)	0.484	81.56	18:02:26.546
4 -	1:47.186 (2)	0.279	81.72	18:04:13.732
5 -	1:47.603	0.696	81.40	18:06:01.335
6 -	1:46.907 (1)		81.93	18:07:48.242

P22 19 Patricia ROBERTS				
LAP	LAP TIME	DIFF	MPH	TIME OF DAY
1 -	1:55.539	8.027	75.81	17:58:48.878
2 -	1:48.458 (2)	0.946	80.76	18:00:37.336
3 -	1:49.304	1.792	80.14	18:02:26.640
4 -	1:49.412	1.900	80.06	18:04:16.052
5 -	1:47.512 (1)		81.47	18:06:03.564
6 -	1:49.241 (3)	1.729	80.18	18:07:52.805

P23 33 Carl JOHNSTONE				
LAP	LAP TIME	DIFF	MPH	TIME OF DAY
1 -	1:57.194	9.031	74.74	17:58:50.533
2 -	1:48.981 (3)	0.818	80.37	18:00:39.514
3 -	1:49.112	0.949	80.28	18:02:28.626
4 -	1:49.466	1.303	80.02	18:04:18.092
5 -	1:48.565 (2)	0.402	80.68	18:06:06.657
6 -	1:48.163 (1)		80.98	18:07:54.820

P24 138 Daniel LAWLOR				
LAP	LAP TIME	DIFF	MPH	TIME OF DAY
1 -	1:58.430	10.978	73.96	17:58:51.769
2 -	1:50.153	2.701	79.52	18:00:41.922
3 -	1:49.036	1.584	80.33	18:02:30.958
4 -	1:48.675 (3)	1.223	80.60	18:04:19.633
5 -	1:48.224 (2)	0.772	80.94	18:06:07.857
6 -	1:47.452 (1)		81.52	18:07:55.309

P25 17 Ben BURNALL				
LAP	LAP TIME	DIFF	MPH	TIME OF DAY
1 -	2:00.076	9.678	72.95	17:58:53.415
2 -	1:52.758	2.360	77.68	18:00:46.173
3 -	1:54.213	3.815	76.69	18:02:40.386
4 -	1:52.700 (3)	2.302	77.72	18:04:33.086
5 -	1:51.810 (2)	1.412	78.34	18:06:24.896
6 -	1:50.398 (1)		79.34	18:08:15.294

P26 38 Tom SAVILLE				
LAP	LAP TIME	DIFF	MPH	TIME OF DAY
1 -	2:01.213	10.615	72.26	17:58:54.552
2 -	1:52.619 (3)	2.021	77.78	18:00:47.171
3 -	1:52.730	2.132	77.70	18:02:39.901
4 -	1:52.837	2.239	77.63	18:04:32.738
5 -	1:52.246 (2)	1.648	78.04	18:06:24.984
6 -	1:50.598 (1)		79.20	18:08:15.582

Brands Hatch GP

Circuit Length = 2.4332 miles

Start: 17:56 Flag 18:06 End: 18:08

Weather / Track : Cloudy / Dry

BMCRG-MRO Championships 2013 - Brands Hatch GP

EDlasia Formula 400 inc Sub 64 & Rookies

RACE 21 - LAP ANALYSIS

DIFF = Difference To Personal Best Lap

P27 77 Ray PETTY				
LAP	LAP TIME	DIFF	MPH	TIME OF DAY

1 -	2:01.074	9.231	72.35	17:58:54.413
2 -	1:51.843 (1)		78.32	18:00:46.256
3 -	1:53.246	1.403	77.35	18:02:39.502
4 -	1:52.758	0.915	77.68	18:04:32.260
5 -	1:52.281 (3)	0.438	78.01	18:06:24.541
6 -	1:52.063 (2)	0.220	78.16	18:08:16.604

P28 47 Allan CLARK				
LAP	LAP TIME	DIFF	MPH	TIME OF DAY

1 -	2:02.065	10.980	71.76	17:58:55.404
2 -	1:52.968	1.883	77.54	18:00:48.372
3 -	1:52.539 (3)	1.454	77.83	18:02:40.911
4 -	1:52.631	1.546	77.77	18:04:33.542
5 -	1:52.136 (2)	1.051	78.11	18:06:25.678
6 -	1:51.085 (1)		78.85	18:08:16.763

P29 98 Robert PRAGNELL				
LAP	LAP TIME	DIFF	MPH	TIME OF DAY

1 -	2:02.336	10.657	71.60	17:58:55.675
2 -	1:54.607	2.928	76.43	18:00:50.282
3 -	1:52.036 (2)	0.357	78.18	18:02:42.318
4 -	1:51.679 (1)		78.43	18:04:33.997
5 -	1:52.091 (3)	0.412	78.14	18:06:26.088
6 -	1:52.166	0.487	78.09	18:08:18.254

P30 10 Tim LOOKER				
LAP	LAP TIME	DIFF	MPH	TIME OF DAY

1 -	2:03.104	9.970	71.15	17:58:56.443
2 -	1:54.441 (3)	1.307	76.54	18:00:50.884
3 -	1:53.134 (1)		77.42	18:02:44.018
4 -	1:53.652 (2)	0.518	77.07	18:04:37.670
5 -	1:54.514	1.380	76.49	18:06:32.184
6 -	1:54.562	1.428	76.46	18:08:26.746

P31 58 Steve YOUNG				
LAP	LAP TIME	DIFF	MPH	TIME OF DAY

1 -	2:06.484	12.451	69.25	17:58:59.823
2 -	1:58.801	4.768	73.73	18:00:58.624
3 -	1:57.349	3.316	74.64	18:02:55.973
4 -	1:55.362 (3)	1.329	75.93	18:04:51.335
5 -	1:55.352 (2)	1.319	75.94	18:06:46.687
6 -	1:54.033 (1)		76.81	18:08:40.720

P32 39 Elwyn FRYER				
LAP	LAP TIME	DIFF	MPH	TIME OF DAY

1 -	2:06.027	8.277	69.50	17:58:59.366
2 -	1:58.830	1.080	73.71	18:00:58.196
3 -	1:59.550	1.800	73.27	18:02:57.746
4 -	1:58.155 (3)	0.405	74.13	18:04:55.901
5 -	1:57.750 (1)		74.39	18:06:53.651
6 -	1:57.895 (2)	0.145	74.30	18:08:51.546

P33 63 Dan HARDY				
LAP	LAP TIME	DIFF	MPH	TIME OF DAY

1 -	2:10.294	12.295	67.23	17:59:03.633
2 -	2:01.352 (3)	3.353	72.18	18:01:04.985

DIFF = Difference To Personal Best Lap

3 -	2:01.590	3.591	72.04	18:03:06.575
4 -	2:00.228 (2)	2.229	72.86	18:05:06.803
5 -	1:57.999 (1)		74.23	18:07:04.802

P34 88 Mark THOMPSON				
LAP	LAP TIME	DIFF	MPH	TIME OF DAY

1 -	2:10.402	12.296	67.17	17:59:03.741
2 -	2:02.524	4.418	71.49	18:01:06.265
3 -	2:00.920 (3)	2.814	72.44	18:03:07.185
4 -	1:59.893 (2)	1.787	73.06	18:05:07.078
5 -	1:58.106 (1)		74.16	18:07:05.184

P35 59 Danielle COOPER				
LAP	LAP TIME	DIFF	MPH	TIME OF DAY

1 -	2:10.881	9.905	66.92	17:59:04.220
2 -	2:03.436	2.460	70.96	18:01:07.656
3 -	2:02.183 (3)	1.207	71.69	18:03:09.839
4 -	2:01.989 (2)	1.013	71.80	18:05:11.828
5 -	2:00.976 (1)		72.40	18:07:12.804

P36 154 Andy SAUNDERS				
LAP	LAP TIME	DIFF	MPH	TIME OF DAY

1 -	1:44.119 (1)		84.13	17:58:37.458
-----	---------------------	--	--------------	---------------------

Weather / Track : Cloudy / Dry



BMCRC All-Comers Open Championship

Brands Hatch GP

18th August 2013



Results Provided by Timing Solutions Ltd

www.tsl-timing.com

BMCRC-MRO Championships 2013 - Brands Hatch GP

BMCRC All-Comers Open Championship

RACE 7 - CLASSIFICATION

POS	NO	NAME	ENTRY	LAPS	TIME	GAP	DIFF	MPH	BEST	ON
1	3	Rob MCNEALY	Kawasaki - McNealy Brown	9	13:51.068			94.86	1:30.903	8
2	11	Peter BAKER	Kawasaki - Morello Services	9	13:51.402	0.334	0.334	94.82	1:30.977	9
3	10	Steve MURPHY	Kawasaki -	9	14:11.072	20.004	19.670	92.63	1:32.849	3
4	20	Oli HENDERSON	Kawasaki -	9	14:11.669	20.601	0.597	92.56	1:33.022	6
5	9	Ross DUNNING	Honda - Christie Glass	9	14:21.453	30.385	9.784	91.51	1:34.428	6
6	23 *	Mark FINCHAM	BMW - Eurotech Bikesure	9	14:21.755	30.687	0.302	91.48	1:33.421	2
7	138	Michael BLANK	Kawasaki - Foxcote Fire System	9	14:25.880	34.812	4.125	91.05	1:34.034	3
8	14	Chris BURRAGE	Yamaha -	9	14:28.931	37.863	3.051	90.73	1:35.486	2
9	76	Jason BYARD	Kawasaki - May Construction	9	14:36.234	45.166	7.303	89.97	1:35.233	7
10	31	Jack CROUCHER	Suzuki - Trendy Lofts	9	14:42.090	51.022	5.856	89.37	1:36.225	9
11	33	Greg WRIGHT	Triumph -	9	14:42.346	51.278	0.256	89.35	1:36.781	9
12	2	Adam CLARKE	Kawasaki -	9	14:44.042	52.974	1.696	89.17	1:36.657	6
13	39	Gordon MCINTYRE	BMW -	9	15:02.416	1:11.348	18.374	87.36	1:38.869	9
14	99	Jim COYLE	Triumph -	9	15:02.575	1:11.507	0.159	87.34	1:38.845	8
15	27	Matt COLES	Yamaha -	9	15:03.731	1:12.663	1.156	87.23	1:38.508	7
16	21	Alan WATSON	Yamaha -	9	15:15.514	1:24.446	11.783	86.11	1:39.537	9
17	347	Ryan CLARE	Aprilia -	9	15:15.806	1:24.738	0.292	86.08	1:40.235	2
18	101	Richard PAYNE	Suzuki -	9	15:21.224	1:30.156	5.418	85.58	1:39.964	5
19	46	Simon GATES	Yamaha -	9	15:26.979	1:35.911	5.755	85.04	1:41.263	7
20	17	Colin CLUNE	Yamaha -	9	15:27.146	1:36.078	0.167	85.03	1:41.188	7
21	176	Jonathan SHEPPARD	Yamaha - Genstar Support	8	13:52.518	1 Lap	1 Lap	84.17	1:42.609	3
22	123	Sam MILLS	Suzuki -	8	13:55.792	1 Lap	3.274	83.84	1:42.353	2
23	58	Jamie LOVEDAY	Kawasaki - Insignia Signs	8	14:02.404	1 Lap	6.612	83.18	1:34.122	3

NOT CLASSIFIED

DNF	118	Mark PARBURY	Kawasaki -	5	7:55.285	4 Laps	3 Laps	92.15	1:32.875	5
-----	-----	---------------------	------------	---	----------	---------------	--------	-------	-----------------	---

FASTEST LAP

	3	Rob MCNEALY	Kawasaki - McNealy Brown	8	1:30.903			96.36 mph	155.08 kph	
--	---	--------------------	--------------------------	---	----------	--	--	-----------	------------	--

* Bike 23 - 10 second jump start penalty

Brands Hatch GP

Circuit Length = 2.4332 miles

Start: 12:57 Flag 13:11 End: 13:12

Weather / Track : Cloudy / Dry

These results are provisional until the conclusion of any judicial and technical matters.

Clerk Of Course :	Timekeeper :
-------------------	--------------

Results can be found at www.tsl-timing.com

Printed - 13:14 Sunday, 18 August 2013



BMCRC-MRO Championships 2013 - Brands Hatch GP

BMCRC All-Comers Open Championship

RACE 7 - LAP CHART

LAP 1		
NO	BEHIND	LAP TIME

3		1:39.186
118	0.216	1:39.402
11	0.299	1:39.485
23	0.653	1:39.839
9	1.736	1:40.922
10	2.664	1:41.850
58	3.163	1:42.349
14	3.231	1:42.417
20	3.281	1:42.467
138	3.528	1:42.714
2	4.365	1:43.551
31	5.163	1:44.349
76	5.636	1:44.822
33	5.721	1:44.907
27	7.613	1:46.799
99	9.505	1:48.691
39	9.922	1:49.108
21	10.098	1:49.284
101	10.652	1:49.838
347	11.135	1:50.321
123	11.919	1:51.105
46	12.193	1:51.379
17	12.488	1:51.674
176	13.610	1:52.796

LAP 2		
NO	BEHIND	LAP TIME

3		1:31.393
11	0.231	1:31.325
23	2.681	1:33.421
118	3.810	1:34.987
10	4.479	1:33.208
9	5.041	1:34.698
20	5.329	1:33.441
58	6.358	1:34.588
138	7.241	1:35.106
14	7.324	1:35.486
2	10.367	1:37.395
31	10.796	1:37.026
76	11.118	1:36.875
33	11.731	1:37.403
27	15.487	1:39.267
39	17.525	1:38.996
99	17.536	1:39.424
21	19.299	1:40.594
347	19.977	1:40.235
101	20.415	1:41.156
123	22.879	1:42.353
46	22.981	1:42.181
17	23.746	1:42.651
176	24.921	1:42.704

LAP 3		
NO	BEHIND	LAP TIME

3		1:31.953
11	0.152	1:31.874
23	4.954	1:34.226
10	5.375	1:32.849
118	5.800	1:33.943
20	6.633	1:33.257
9	8.305	1:35.217

58	8.527	1:34.122
138	9.322	1:34.034
14	11.239	1:35.868
2	16.586	1:38.172
31	16.925	1:38.082
33	16.975	1:37.197
76	17.137	1:37.972
27	23.743	1:40.209
39	24.607	1:39.035
99	25.442	1:39.859
21	28.070	1:40.724
347	28.830	1:40.806
101	29.575	1:41.113
123	33.572	1:42.646
46	33.775	1:42.747
17	34.306	1:42.513
176	35.577	1:42.609

LAP 4		
NO	BEHIND	LAP TIME

3		1:31.409
11	0.101	1:31.358
10	7.074	1:33.108
23	8.191	1:34.646
118	8.469	1:34.078
20	8.584	1:33.360
58	12.110	1:34.992
9	12.640	1:35.744
138	12.806	1:34.893
14	15.420	1:35.590
31	22.501	1:36.985
33	22.707	1:37.141
2	24.362	1:39.185
76	24.515	1:38.787
39	32.319	1:39.121
27	32.358	1:40.024
99	33.100	1:39.067
21	37.690	1:41.029
347	38.209	1:40.788
101	38.359	1:40.193
46	45.694	1:43.328
123	45.721	1:43.558
17	46.264	1:43.367
176	46.988	1:42.820

LAP 5		
NO	BEHIND	LAP TIME

11		1:31.273
3	0.345	1:31.719
10	9.290	1:33.590
118	9.970	1:32.875
23	10.664	1:33.847
20	10.924	1:33.714
58	15.976	1:35.240
9	16.309	1:35.043
138	16.570	1:35.138
14	19.951	1:35.905
33	28.446	1:37.113
76	29.218	1:36.077
31	29.340	1:38.213
2	30.509	1:37.521
39	40.257	1:39.312
99	41.057	1:39.331
27	41.831	1:40.847

21	45.872	1:39.556
101	46.949	1:39.964
347	47.474	1:40.639
46	55.606	1:41.286
17	56.220	1:41.330
123	58.326	1:43.979
176	58.513	1:42.899

LAP 6		
NO	BEHIND	LAP TIME

11		1:31.263
3	0.154	1:31.072
10	11.498	1:33.471
20	12.683	1:33.022
23	14.012	1:34.611
9	19.474	1:34.428
138	21.576	1:36.269
14	24.454	1:35.766
76	33.480	1:35.525
33	34.065	1:36.882
31	34.986	1:36.909
2	35.903	1:36.657
39	48.681	1:39.687
99	49.218	1:39.424
27	50.533	1:39.965
347	56.871	1:40.660
21	57.363	1:42.754
101	57.557	1:41.871
46	1:06.044	1:41.701
17	1:06.313	1:41.356
176	1:10.138	1:42.888
123	1:11.233	1:44.170
58	1:29.900	2:45.187 P

LAP 7		
NO	BEHIND	LAP TIME

11		1:32.155
3	0.058	1:32.059
10	13.815	1:34.472
20	13.975	1:33.447
23	15.320	1:33.463
9	22.312	1:34.993
138	23.873	1:34.452
14	28.539	1:36.240
76	36.558	1:35.233
33	39.365	1:37.455
31	39.543	1:36.712
2	40.552	1:36.804
39	55.657	1:39.131
99	56.119	1:39.056
27	56.886	1:38.508
347	1:05.122	1:40.406
21	1:06.420	1:41.212
101	1:07.780	1:42.378
46	1:15.152	1:41.263
17	1:15.346	1:41.188
176	1:20.705	1:42.722
123	1:23.219	1:44.141

LAP 8		
NO	BEHIND	LAP TIME

3		1:30.903
11	0.731	1:31.692

58	1 Lap	1:38.322
10	17.578	1:34.724
20	17.671	1:34.657
23	18.056	1:33.697
9	26.269	1:34.918
138	29.157	1:36.245
14	33.536	1:35.958
76	40.906	1:35.309
33	45.871	1:37.467
31	46.171	1:37.589
2	47.227	1:37.636
39	1:03.853	1:39.157
99	1:04.003	1:38.845
27	1:04.606	1:38.681
347	1:15.649	1:41.488
21	1:16.283	1:40.824
101	1:19.010	1:42.191
46	1:25.556	1:41.365
17	1:25.840	1:41.455

LAP 9		
NO	BEHIND	LAP TIME

3		1:31.374
11	0.334	1:30.977
176	1 Lap	1:43.080
123	1 Lap	1:43.840
58	1 Lap	1:37.604
10	20.004	1:33.800
20	20.601	1:34.304
23	20.687	1:34.005
9	30.385	1:35.490
138	34.812	1:37.029
14	37.863	1:35.701
76	45.166	1:35.634
31	51.022	1:36.225
33	51.278	1:36.781
2	52.974	1:37.121
39	1:11.348	1:38.869
99	1:11.507	1:38.878
27	1:12.663	1:39.431
21	1:24.446	1:39.537
347	1:24.738	1:40.463
101	1:30.156	1:42.520
46	1:35.911	1:41.729
17	1:36.078	1:41.612

Weather / Track : Cloudy / Dry

Brands Hatch GP
Circuit Length = 2.4332 miles
Start: 12:57 Flag 13:11 End: 13:12

BMCRC-MRO Championships 2013 - Brands Hatch GP

BMCRC All-Comers Open Championship

RACE 7 - LAP ANALYSIS

DIFF = Difference To Personal Best Lap

P1 3 Rob MCNEALY				
LAP	LAP TIME	DIFF	MPH	TIME OF DAY
1 -	1:39.186	8.283	88.31	12:58:57.824
2 -	1:31.393	0.490	95.84	13:00:29.217
3 -	1:31.953	1.050	95.26	13:02:01.170
4 -	1:31.409	0.506	95.83	13:03:32.579
5 -	1:31.719	0.816	95.50	13:05:04.298
6 -	1:31.072 (2)	0.169	96.18	13:06:35.370
7 -	1:32.059	1.156	95.15	13:08:07.429
8 -	1:30.903 (1)		96.36	13:09:38.332
9 -	1:31.374 (3)	0.471	95.86	13:11:09.706

P2 11 Peter BAKER				
LAP	LAP TIME	DIFF	MPH	TIME OF DAY
1 -	1:39.485	8.508	88.05	12:58:58.123
2 -	1:31.325	0.348	95.91	13:00:29.448
3 -	1:31.874	0.897	95.34	13:02:01.322
4 -	1:31.358	0.381	95.88	13:03:32.680
5 -	1:31.273 (3)	0.296	95.97	13:05:03.953
6 -	1:31.263 (2)	0.286	95.98	13:06:35.216
7 -	1:32.155	1.178	95.05	13:08:07.371
8 -	1:31.692	0.715	95.53	13:09:39.063
9 -	1:30.977 (1)		96.28	13:11:10.040

P3 10 Steve MURPHY				
LAP	LAP TIME	DIFF	MPH	TIME OF DAY
1 -	1:41.850	9.001	86.00	12:59:00.488
2 -	1:33.208 (3)	0.359	93.98	13:00:33.696
3 -	1:32.849 (1)		94.34	13:02:06.545
4 -	1:33.108 (2)	0.259	94.08	13:03:39.653
5 -	1:33.590	0.741	93.59	13:05:13.243
6 -	1:33.471	0.622	93.71	13:06:46.714
7 -	1:34.472	1.623	92.72	13:08:21.186
8 -	1:34.724	1.875	92.47	13:09:55.910
9 -	1:33.800	0.951	93.38	13:11:29.710

P4 20 Oli HENDERSON				
LAP	LAP TIME	DIFF	MPH	TIME OF DAY
1 -	1:42.467	9.445	85.48	12:59:01.105
2 -	1:33.441	0.419	93.74	13:00:34.546
3 -	1:33.257 (2)	0.235	93.93	13:02:07.803
4 -	1:33.360 (3)	0.338	93.82	13:03:41.163
5 -	1:33.714	0.692	93.47	13:05:14.877
6 -	1:33.022 (1)		94.16	13:06:47.899
7 -	1:33.447	0.425	93.74	13:08:21.346
8 -	1:34.657	1.635	92.54	13:09:56.003
9 -	1:34.304	1.282	92.88	13:11:30.307

P5 9 Ross DUNNING				
LAP	LAP TIME	DIFF	MPH	TIME OF DAY
1 -	1:40.922	6.494	86.79	12:58:59.560
2 -	1:34.698 (2)	0.270	92.50	13:00:34.258
3 -	1:35.217	0.789	91.99	13:02:09.475
4 -	1:35.744	1.316	91.49	13:03:45.219
5 -	1:35.043	0.615	92.16	13:05:20.262
6 -	1:34.428 (1)		92.76	13:06:54.690
7 -	1:34.993	0.565	92.21	13:08:29.683
8 -	1:34.918 (3)	0.490	92.28	13:10:04.601
9 -	1:35.490	1.062	91.73	13:11:40.091

DIFF = Difference To Personal Best Lap

P6 23 Mark FINCHAM				
LAP	LAP TIME	DIFF	MPH	TIME OF DAY
1 -	1:39.839	6.418	87.73	12:58:58.477
2 -	1:33.421 (1)		93.76	13:00:31.898
3 -	1:34.226	0.805	92.96	13:02:06.124
4 -	1:34.646	1.225	92.55	13:03:40.770
5 -	1:33.847	0.426	93.34	13:05:14.617
6 -	1:34.611	1.190	92.58	13:06:49.228
7 -	1:33.463 (2)	0.042	93.72	13:08:22.691
8 -	1:33.697 (3)	0.276	93.49	13:09:56.388
9 -	1:34.005	0.584	93.18	13:11:30.393

P7 138 Michael BLANK				
LAP	LAP TIME	DIFF	MPH	TIME OF DAY
1 -	1:42.714	8.680	85.28	12:59:01.352
2 -	1:35.106	1.072	92.10	13:00:36.458
3 -	1:34.034 (1)		93.15	13:02:10.492
4 -	1:34.893 (3)	0.859	92.31	13:03:45.385
5 -	1:35.138	1.104	92.07	13:05:20.523
6 -	1:36.269	2.235	90.99	13:06:56.792
7 -	1:34.452 (2)	0.418	92.74	13:08:31.244
8 -	1:36.245	2.211	91.01	13:10:07.489
9 -	1:37.029	2.995	90.28	13:11:44.518

P8 14 Chris BURRAGE				
LAP	LAP TIME	DIFF	MPH	TIME OF DAY
1 -	1:42.417	6.931	85.53	12:59:01.055
2 -	1:35.486 (1)		91.73	13:00:36.541
3 -	1:35.868	0.382	91.37	13:02:12.409
4 -	1:35.590 (2)	0.104	91.63	13:03:47.999
5 -	1:35.905	0.419	91.33	13:05:23.904
6 -	1:35.766	0.280	91.47	13:06:59.670
7 -	1:36.240	0.754	91.02	13:08:35.910
8 -	1:35.958	0.472	91.28	13:10:11.868
9 -	1:35.701 (3)	0.215	91.53	13:11:47.569

P9 76 Jason BYARD				
LAP	LAP TIME	DIFF	MPH	TIME OF DAY
1 -	1:44.822	9.589	83.56	12:59:03.460
2 -	1:36.875	1.642	90.42	13:00:40.335
3 -	1:37.972	2.739	89.41	13:02:18.307
4 -	1:38.787	3.554	88.67	13:03:57.094
5 -	1:36.077	0.844	91.17	13:05:33.171
6 -	1:35.525 (3)	0.292	91.70	13:07:08.696
7 -	1:35.233 (1)		91.98	13:08:43.929
8 -	1:35.309 (2)	0.076	91.90	13:10:19.238
9 -	1:35.634	0.401	91.59	13:11:54.872

P10 31 Jack CROUCHER				
LAP	LAP TIME	DIFF	MPH	TIME OF DAY
1 -	1:44.349	8.124	83.94	12:59:02.987
2 -	1:37.026	0.801	90.28	13:00:40.013
3 -	1:38.082	1.857	89.31	13:02:18.095
4 -	1:36.985	0.760	90.32	13:03:55.080
5 -	1:38.213	1.988	89.19	13:05:33.293
6 -	1:36.909 (3)	0.684	90.39	13:07:10.202
7 -	1:36.712 (2)	0.487	90.57	13:08:46.914
8 -	1:37.589	1.364	89.76	13:10:24.503
9 -	1:36.225 (1)		91.03	13:12:00.728

Weather / Track : Cloudy / Dry

Brands Hatch GP

Circuit Length = 2.4332 miles

Start: 12:57 Flag 13:11 End: 13:12

BMCRC-MRO Championships 2013 - Brands Hatch GP

BMCRC All-Comers Open Championship

RACE 7 - LAP ANALYSIS

DIFF = Difference To Personal Best Lap

P11 33 Greg WRIGHT				
LAP	LAP TIME	DIFF	MPH	TIME OF DAY
1 -	1:44.907	8.126	83.50	12:59:03.545
2 -	1:37.403	0.622	89.93	13:00:40.948
3 -	1:37.197	0.416	90.12	13:02:18.145
4 -	1:37.141	0.360	90.17	13:03:55.286
5 -	1:37.113 (3)	0.332	90.20	13:05:32.399
6 -	1:36.882 (2)	0.101	90.41	13:07:09.281
7 -	1:37.455	0.674	89.88	13:08:46.736
8 -	1:37.467	0.686	89.87	13:10:24.203
9 -	1:36.781 (1)		90.51	13:12:00.984

P12 2 Adam CLARKE				
LAP	LAP TIME	DIFF	MPH	TIME OF DAY
1 -	1:43.551	6.894	84.59	12:59:02.189
2 -	1:37.395	0.738	89.94	13:00:39.584
3 -	1:38.172	1.515	89.22	13:02:17.756
4 -	1:39.185	2.528	88.31	13:03:56.941
5 -	1:37.521	0.864	89.82	13:05:34.462
6 -	1:36.657 (1)		90.62	13:07:11.119
7 -	1:36.804 (2)	0.147	90.49	13:08:47.923
8 -	1:37.636	0.979	89.71	13:10:25.559
9 -	1:37.121 (3)	0.464	90.19	13:12:02.680

P13 39 Gordon MCINTYRE				
LAP	LAP TIME	DIFF	MPH	TIME OF DAY
1 -	1:49.108	10.239	80.28	12:59:07.746
2 -	1:38.996 (2)	0.127	88.48	13:00:46.742
3 -	1:39.035 (3)	0.166	88.45	13:02:25.777
4 -	1:39.121	0.252	88.37	13:04:04.898
5 -	1:39.312	0.443	88.20	13:05:44.210
6 -	1:39.687	0.818	87.87	13:07:23.897
7 -	1:39.131	0.262	88.36	13:09:03.028
8 -	1:39.157	0.288	88.34	13:10:42.185
9 -	1:38.869 (1)		88.60	13:12:21.054

P14 99 Jim COYLE				
LAP	LAP TIME	DIFF	MPH	TIME OF DAY
1 -	1:48.691	9.846	80.59	12:59:07.329
2 -	1:39.424	0.579	88.10	13:00:46.753
3 -	1:39.859	1.014	87.72	13:02:26.612
4 -	1:39.067	0.222	88.42	13:04:05.679
5 -	1:39.331	0.486	88.18	13:05:45.010
6 -	1:39.424	0.579	88.10	13:07:24.434
7 -	1:39.056 (3)	0.211	88.43	13:09:03.490
8 -	1:38.845 (1)		88.62	13:10:42.335
9 -	1:38.878 (2)	0.033	88.59	13:12:21.213

P15 27 Matt COLES				
LAP	LAP TIME	DIFF	MPH	TIME OF DAY
1 -	1:46.799	8.291	82.02	12:59:05.437
2 -	1:39.267 (3)	0.759	88.24	13:00:44.704
3 -	1:40.209	1.701	87.41	13:02:24.913
4 -	1:40.024	1.516	87.57	13:04:04.937
5 -	1:40.847	2.339	86.86	13:05:45.784
6 -	1:39.965	1.457	87.62	13:07:25.749
7 -	1:38.508 (1)		88.92	13:09:04.257
8 -	1:38.681 (2)	0.173	88.76	13:10:42.938
9 -	1:39.431	0.923	88.09	13:12:22.369

DIFF = Difference To Personal Best Lap

P16 21 Alan WATSON				
LAP	LAP TIME	DIFF	MPH	TIME OF DAY
1 -	1:49.284	9.747	80.15	12:59:07.922
2 -	1:40.594 (3)	1.057	87.08	13:00:48.516
3 -	1:40.724	1.187	86.96	13:02:29.240
4 -	1:41.029	1.492	86.70	13:04:10.269
5 -	1:39.556 (2)	0.019	87.98	13:05:49.825
6 -	1:42.754	3.217	85.25	13:07:32.579
7 -	1:41.212	1.675	86.54	13:09:13.791
8 -	1:40.824	1.287	86.88	13:10:54.615
9 -	1:39.537 (1)		88.00	13:12:34.152

P17 347 Ryan CLARE				
LAP	LAP TIME	DIFF	MPH	TIME OF DAY
1 -	1:50.321	10.086	79.40	12:59:08.959
2 -	1:40.235 (1)		87.39	13:00:49.194
3 -	1:40.806	0.571	86.89	13:02:30.000
4 -	1:40.788	0.553	86.91	13:04:10.788
5 -	1:40.639	0.404	87.04	13:05:51.427
6 -	1:40.660	0.425	87.02	13:07:32.087
7 -	1:40.406 (2)	0.171	87.24	13:09:12.493
8 -	1:41.488	1.253	86.31	13:10:53.981
9 -	1:40.463 (3)	0.228	87.19	13:12:34.444

P18 101 Richard PAYNE				
LAP	LAP TIME	DIFF	MPH	TIME OF DAY
1 -	1:49.838	9.874	79.75	12:59:08.476
2 -	1:41.156	1.192	86.59	13:00:49.632
3 -	1:41.113 (3)	1.149	86.63	13:02:30.745
4 -	1:40.193 (2)	0.229	87.42	13:04:10.938
5 -	1:39.964 (1)		87.62	13:05:50.902
6 -	1:41.871	1.907	85.98	13:07:32.773
7 -	1:42.378	2.414	85.56	13:09:15.151
8 -	1:42.191	2.227	85.72	13:10:57.342
9 -	1:42.520	2.556	85.44	13:12:39.862

P19 46 Simon GATES				
LAP	LAP TIME	DIFF	MPH	TIME OF DAY
1 -	1:51.379	10.116	78.64	12:59:10.017
2 -	1:42.181	0.918	85.72	13:00:52.198
3 -	1:42.747	1.484	85.25	13:02:34.945
4 -	1:43.328	2.065	84.77	13:04:18.273
5 -	1:41.286 (2)	0.023	86.48	13:05:59.559
6 -	1:41.701	0.438	86.13	13:07:41.260
7 -	1:41.263 (1)		86.50	13:09:22.523
8 -	1:41.365 (3)	0.102	86.41	13:11:03.888
9 -	1:41.729	0.466	86.10	13:12:45.617

P20 17 Colin CLUNE				
LAP	LAP TIME	DIFF	MPH	TIME OF DAY
1 -	1:51.674	10.486	78.44	12:59:10.312
2 -	1:42.651	1.463	85.33	13:00:52.963
3 -	1:42.513	1.325	85.45	13:02:35.476
4 -	1:43.367	2.179	84.74	13:04:18.843
5 -	1:41.330 (2)	0.142	86.44	13:06:00.173
6 -	1:41.356 (3)	0.168	86.42	13:07:41.529
7 -	1:41.188 (1)		86.56	13:09:22.717
8 -	1:41.455	0.267	86.34	13:11:04.172
9 -	1:41.612	0.424	86.20	13:12:45.784

Weather / Track : Cloudy / Dry

Brands Hatch GP

Circuit Length = 2.4332 miles

Start: 12:57 Flag 13:11 End: 13:12

BMCRC-MRO Championships 2013 - Brands Hatch GP

BMCRC All-Comers Open Championship

RACE 7 - LAP ANALYSIS

DIFF = Difference To Personal Best Lap

P21 176 Jonathan SHEPPARD				
LAP	LAP TIME	DIFF	MPH	TIME OF DAY
1 -	1:52.796	10.187	77.66	12:59:11.434
2 -	1:42.704 (2)	0.095	85.29	13:00:54.138
3 -	1:42.609 (1)		85.37	13:02:36.747
4 -	1:42.820	0.211	85.19	13:04:19.567
5 -	1:42.899	0.290	85.13	13:06:02.466
6 -	1:42.888	0.279	85.13	13:07:45.354
7 -	1:42.722 (3)	0.113	85.27	13:09:28.076
8 -	1:43.080	0.471	84.98	13:11:11.156

P22 123 Sam MILLS				
LAP	LAP TIME	DIFF	MPH	TIME OF DAY
1 -	1:51.105	8.752	78.84	12:59:09.743
2 -	1:42.353 (1)		85.58	13:00:52.096
3 -	1:42.646 (2)	0.293	85.34	13:02:34.742
4 -	1:43.558 (3)	1.205	84.58	13:04:18.300
5 -	1:43.979	1.626	84.24	13:06:02.279
6 -	1:44.170	1.817	84.09	13:07:46.449
7 -	1:44.141	1.788	84.11	13:09:30.590
8 -	1:43.840	1.487	84.35	13:11:14.430

P23 58 Jamie LOVEDAY				
LAP	LAP TIME	DIFF	MPH	TIME OF DAY
1 -	1:42.349	8.227	85.58	12:59:00.987
2 -	1:34.588 (2)	0.466	92.61	13:00:35.575
3 -	1:34.122 (1)		93.06	13:02:09.697
4 -	1:34.992 (3)	0.870	92.21	13:03:44.689
5 -	1:35.240	1.118	91.97	13:05:19.929
6 -	2:45.187 P	1:11.065	53.02	13:08:05.116
7 -	1:38.322	4.200	89.09	13:09:43.438
8 -	1:37.604	3.482	89.74	13:11:21.042

P24 118 Mark PARBURY				
LAP	LAP TIME	DIFF	MPH	TIME OF DAY
1 -	1:39.402	6.527	88.12	12:58:58.040
2 -	1:34.987	2.112	92.22	13:00:33.027
3 -	1:33.943 (2)	1.068	93.24	13:02:06.970
4 -	1:34.078 (3)	1.203	93.11	13:03:41.048
5 -	1:32.875 (1)		94.31	13:05:13.923

THE LANSDOWNNE CLASSIC SERIES



Lansdowne Classic Series

Round 5
Brands Hatch GP

17th & 18th August 2013



Results Provided by Timing Solutions Ltd
www.tsl-timing.com

BMCRC-MRO Championships 2013 - Brands Hatch GP

Lansdowne Classic Series

QUALIFYING - CLASSIFICATION

POS	NO	CL	PIC NAME	ENTRY	TIME	ON	LAPS	GAP	DIFF	MPH
1	68	B	1 Mike RUSSELL	Norton - Richard Adams	1:47.162	5	5			81.74
2	66	B	2 Richard ELLIS	Norton -	1:51.925	5	5	4.763	4.763	78.26
3	52	A	1 Robin STOKES	Norton - Goathland Garage	1:52.740	4	5	5.578	0.815	77.69
4	7	B	3 Duncan FITCHETT	Norton - GB Access	1:53.332	4	5	6.170	0.592	77.29
5	67	WT	1 Gordon RUSSELL	Norton -	1:54.008	5	5	6.846	0.676	76.83
6	4	W	1 Charlie WILLIAMS	Norton -	1:54.059	5	5	6.897	0.051	76.80
7	41	W	2 Sam RHODES	Matchless - Derek Bunning	1:54.348	4	5	7.186	0.289	76.60
8	38	W	3 Stan WOODS	Norton -	1:54.780	4	4	7.618	0.432	76.31
9	21	W	4 Andy REYNOLDS	Norton -	1:55.430	5	5	8.268	0.650	75.88
10	11	B	4 Chas MORTIMER	Norton -	1:55.908	5	5	8.746	0.478	75.57
11	17	W	5 Stuart TONGE	Norton - Stuart Tonge Engineering	1:56.676	4	4	9.514	0.768	75.07
12	9	A	2 Tim JACKSON	Norton -	1:57.165	4	5	10.003	0.489	74.76
13	51	W	6 Karl-Heinz KALBFELL	Matchless -	1:57.357	4	5	10.195	0.192	74.64
14	15	W	7 Peter CREW	Norton -	1:58.875	5	5	11.713	1.518	73.68
15	125	WT	2 Mike FARRALL	Rudge -	1:59.491	4	5	12.329	0.616	73.30
16	27	W	8 Derek BUNNING	Matchless - Lynx Garage	2:00.004	5	5	12.842	0.513	72.99
17	16	W	9 Roger MUNSEY	Norton -	2:00.067	5	5	12.905	0.063	72.95
18	13	W	10 Matthew KIRBY	Norton -	2:01.130	4	5	13.968	1.063	72.31
19	45	A	3 Seb PEREZ	AJS -	2:02.871	5	5	15.709	1.741	71.29
20	96	A	4 Geoff LEATHER	Norton -	2:05.635	3	4	18.473	2.764	69.72
21	26	W	11 David BECKETT	Norton -	2:06.062	5	5	18.900	0.427	69.48
22	209	A	5 Mick BALDWIN	AJR -	2:16.597	3	4	29.435	10.535	64.12

Weather / Track : Cloudy / Dry

These results are provisional until the conclusion of any judicial and technical matters.

Brands Hatch GP

Circuit Length = 2.4332 miles

Start: 10:29 Flag 10:44 End: 10:44

Clerk Of Course :

Timekeeper :

Results can be found at www.tsl-timing.com

Printed - 10:50 Saturday, 17 August 2013



BMCRC-MRO Championships 2013 - Brands Hatch GP

Lansdowne Classic Series

QUALIFYING - LAP ANALYSIS

DIFF = Difference To Personal Best Lap

P1 68 Mike RUSSELL				
LAP	LAP TIME	DIFF	MPH	TIME OF DAY
1 -	1:57.107	9.945	74.80	10:33:31.764
2 -	1:50.098	2.936	79.56	10:35:21.862
3 -	1:48.393 (3)	1.231	80.81	10:37:10.255
4 -	1:47.184 (2)	0.022	81.72	10:38:57.439
5 -	1:47.162 (1)		81.74	10:40:44.601

P2 66 Richard ELLIS				
LAP	LAP TIME	DIFF	MPH	TIME OF DAY
1 -	2:05.557	13.632	69.76	10:34:09.688
2 -	1:56.157	4.232	75.41	10:36:05.845
3 -	1:54.317 (2)	2.392	76.62	10:38:00.162
4 -	1:55.643 (3)	3.718	75.74	10:39:55.805
5 -	1:51.925 (1)		78.26	10:41:47.730

P3 52 Robin STOKES				
LAP	LAP TIME	DIFF	MPH	TIME OF DAY
1 -	1:58.293	5.553	74.05	10:33:42.372
2 -	1:58.544	5.804	73.89	10:35:40.916
3 -	1:53.326 (2)	0.586	77.29	10:37:34.242
4 -	1:52.740 (1)		77.69	10:39:26.982
5 -	1:54.074 (3)	1.334	76.79	10:41:21.056

P4 7 Duncan FITCHETT				
LAP	LAP TIME	DIFF	MPH	TIME OF DAY
1 -	1:58.924	5.592	73.65	10:33:53.672
2 -	1:57.413	4.081	74.60	10:35:51.085
3 -	1:55.582 (3)	2.250	75.78	10:37:46.667
4 -	1:53.332 (1)		77.29	10:39:39.999
5 -	1:53.581 (2)	0.249	77.12	10:41:33.580

P5 67 Gordon RUSSELL				
LAP	LAP TIME	DIFF	MPH	TIME OF DAY
1 -	1:59.690	5.682	73.18	10:33:58.897
2 -	1:56.178	2.170	75.40	10:35:55.075
3 -	1:54.772 (2)	0.764	76.32	10:37:49.847
4 -	1:55.202 (3)	1.194	76.03	10:39:45.049
5 -	1:54.008 (1)		76.83	10:41:39.057

P6 4 Charlie WILLIAMS				
LAP	LAP TIME	DIFF	MPH	TIME OF DAY
1 -	2:08.377	14.318	68.23	10:33:58.768
2 -	1:57.297	3.238	74.68	10:35:56.065
3 -	1:54.076 (2)	0.017	76.78	10:37:50.141
4 -	1:55.309 (3)	1.250	75.96	10:39:45.450
5 -	1:54.059 (1)		76.80	10:41:39.509

P7 41 Sam RHODES				
LAP	LAP TIME	DIFF	MPH	TIME OF DAY
1 -	1:58.494	4.146	73.92	10:33:44.099
2 -	1:56.984	2.636	74.88	10:35:41.083
3 -	1:54.892 (2)	0.544	76.24	10:37:35.975
4 -	1:54.348 (1)		76.60	10:39:30.323
5 -	1:54.932 (3)	0.584	76.21	10:41:25.255

DIFF = Difference To Personal Best Lap

P8 38 Stan WOODS				
LAP	LAP TIME	DIFF	MPH	TIME OF DAY
1 -	2:19.266	24.486	62.90	10:35:00.798
2 -	1:59.583 (3)	4.803	73.25	10:37:00.381
3 -	1:56.500 (2)	1.720	75.19	10:38:56.881
4 -	1:54.780 (1)		76.31	10:40:51.661

P9 21 Andy REYNOLDS				
LAP	LAP TIME	DIFF	MPH	TIME OF DAY
1 -	2:05.587	10.157	69.75	10:33:53.564
2 -	1:58.522	3.092	73.90	10:35:52.086
3 -	1:56.027 (2)	0.597	75.49	10:37:48.113
4 -	1:56.112 (3)	0.682	75.44	10:39:44.225
5 -	1:55.430 (1)		75.88	10:41:39.655

P10 11 Chas MORTIMER				
LAP	LAP TIME	DIFF	MPH	TIME OF DAY
1 -	2:02.784	6.876	71.34	10:33:37.180
2 -	1:59.299	3.391	73.42	10:35:36.479
3 -	1:57.886 (3)	1.978	74.30	10:37:34.365
4 -	1:56.491 (2)	0.583	75.19	10:39:30.856
5 -	1:55.908 (1)		75.57	10:41:26.764

P11 17 Stuart TONGE				
LAP	LAP TIME	DIFF	MPH	TIME OF DAY
1 -	2:07.056	10.380	68.94	10:34:59.905
2 -	2:00.192 (3)	3.516	72.88	10:37:00.097
3 -	1:57.260 (2)	0.584	74.70	10:38:57.357
4 -	1:56.676 (1)		75.07	10:40:54.033

P12 9 Tim JACKSON				
LAP	LAP TIME	DIFF	MPH	TIME OF DAY
1 -	2:05.463	8.298	69.82	10:33:52.966
2 -	2:00.964	3.799	72.41	10:35:53.930
3 -	1:58.065 (3)	0.900	74.19	10:37:51.995
4 -	1:57.165 (1)		74.76	10:39:49.160
5 -	1:57.251 (2)	0.086	74.71	10:41:46.411

P13 51 Karl-Heinz KALBFELL				
LAP	LAP TIME	DIFF	MPH	TIME OF DAY
1 -	2:07.290	9.933	68.81	10:33:40.848
2 -	2:01.998 (3)	4.641	71.80	10:35:42.846
3 -	2:05.129	7.772	70.00	10:37:47.975
4 -	1:57.357 (1)		74.64	10:39:45.332
5 -	1:58.392 (2)	1.035	73.99	10:41:43.724

P14 15 Peter CREW				
LAP	LAP TIME	DIFF	MPH	TIME OF DAY
1 -	2:02.252	3.377	71.65	10:33:32.270
2 -	2:00.016	1.141	72.98	10:35:32.286
3 -	1:59.108 (2)	0.233	73.54	10:37:31.394
4 -	1:59.656 (3)	0.781	73.20	10:39:31.050
5 -	1:58.875 (1)		73.68	10:41:29.925

P15 125 Mike FARRALL				
LAP	LAP TIME	DIFF	MPH	TIME OF DAY
1 -	2:05.610	6.119	69.73	10:34:18.439

Weather / Track : Cloudy / Dry

BMCRC-MRO Championships 2013 - Brands Hatch GP

Lansdowne Classic Series

QUALIFYING - LAP ANALYSIS

DIFF = Difference To Personal Best Lap

2 -	2:01.790	2.299	71.92	10:36:20.229
3 -	2:00.563 (3)	1.072	72.65	10:38:20.792
4 -	1:59.491 (1)		73.30	10:40:20.283
5 -	1:59.730 (2)	0.239	73.16	10:42:20.013

DIFF = Difference To Personal Best Lap

LAP	LAP TIME	DIFF	MPH	TIME OF DAY
-----	----------	------	-----	-------------

P16 27 Derek BUNNING

1 -	2:07.670	7.666	68.61	10:33:40.588
2 -	2:02.136 (3)	2.132	71.72	10:35:42.724
3 -	2:00.594 (2)	0.590	72.63	10:37:43.318
4 -	2:02.849	2.845	71.30	10:39:46.167
5 -	2:00.004 (1)		72.99	10:41:46.171

LAP	LAP TIME	DIFF	MPH	TIME OF DAY
-----	----------	------	-----	-------------

P17 16 Roger MUNSEY

1 -	2:05.403	5.336	69.85	10:33:36.728
2 -	2:04.008	3.941	70.63	10:35:40.736
3 -	2:01.875 (3)	1.808	71.87	10:37:42.611
4 -	2:01.123 (2)	1.056	72.32	10:39:43.734
5 -	2:00.067 (1)		72.95	10:41:43.801

LAP	LAP TIME	DIFF	MPH	TIME OF DAY
-----	----------	------	-----	-------------

P18 13 Matthew KIRBY

1 -	2:09.189	8.059	67.80	10:34:01.396
2 -	2:02.800	1.670	71.33	10:36:04.196
3 -	2:01.495 (3)	0.365	72.10	10:38:05.691
4 -	2:01.130 (1)		72.31	10:40:06.821
5 -	2:01.242 (2)	0.112	72.25	10:42:08.063

LAP	LAP TIME	DIFF	MPH	TIME OF DAY
-----	----------	------	-----	-------------

P19 45 Seb PEREZ

1 -	2:09.737	6.866	67.52	10:33:48.524
2 -	2:06.848	3.977	69.05	10:35:55.372
3 -	2:03.260 (3)	0.389	71.06	10:37:58.632
4 -	2:03.036 (2)	0.165	71.19	10:40:01.668
5 -	2:02.871 (1)		71.29	10:42:04.539

LAP	LAP TIME	DIFF	MPH	TIME OF DAY
-----	----------	------	-----	-------------

P20 96 Geoff LEATHER

1 -	2:13.056	7.421	65.83	10:34:00.032
2 -	2:07.505 (3)	1.870	68.70	10:36:07.537
3 -	2:05.635 (1)		69.72	10:38:13.172
4 -	2:06.928 (2)	1.293	69.01	10:40:20.100

LAP	LAP TIME	DIFF	MPH	TIME OF DAY
-----	----------	------	-----	-------------

P21 26 David BECKETT

1 -	2:11.217	5.155	66.75	10:33:46.895
2 -	2:09.376	3.314	67.70	10:35:56.271
3 -	2:09.288 (3)	3.226	67.75	10:38:05.559
4 -	2:07.253 (2)	1.191	68.83	10:40:12.812
5 -	2:06.062 (1)		69.48	10:42:18.874

LAP	LAP TIME	DIFF	MPH	TIME OF DAY
-----	----------	------	-----	-------------

P22 209 Mick BALDWIN

1 -	2:19.490	2.893	62.79	10:34:16.763
2 -	2:17.020 (2)	0.423	63.93	10:36:33.783
3 -	2:16.597 (1)		64.12	10:38:50.380
4 -	2:17.737 (3)	1.140	63.59	10:41:08.117

Weather / Track : Cloudy / Dry

Brands Hatch GP

Circuit Length = 2.4332 miles

Start: 10:29 Flag 10:44 End: 10:44

Printed - 10:51 Saturday, 17 August 2013

BMCRC-MRO Championships 2013 - Brands Hatch GP

Lansdowne Classic Series

RACE 17 - GRID

ROW 6			22	209	Mick BALDWIN	2:16.597	21	26	David BECKETT	2:06.062							
ROW 5	20	96	Geoff LEATHER	2:05.635	19	45	Seb PEREZ	2:02.871	18	13	Matthew KIRBY	2:01.130	17	16	Roger MUNSEY	2:00.067	
ROW 4	16	27	Derek BUNNING	2:00.004	15	125	Mike FARRALL	1:59.491	14	15	Peter CREW	1:58.875	13	51	Karl-Heinz KALBFELL	1:57.357	
ROW 3		12	9	Tim JACKSON	1:57.165	11	17	Stuart TONGE	1:56.676	10	11	Chas MORTIMER	1:55.908	9	21	Andy REYNOLDS	1:55.430
ROW 2	8	38	Stan WOODS	1:54.780	7	41	Sam RHODES	1:54.348	6	4	Charlie WILLIAMS	1:54.059	5	67	Gordon RUSSELL	1:54.008	
ROW 1	4	7	Duncan FITCHETT	1:53.332	3	52	Robin STOKES	1:52.740	2	66	Richard ELLIS	1:51.925	1	68	Mike RUSSELL	1:47.162	
																Pole	

Brands Hatch GP
Circuit Length = 2.4332 miles

These results are provisional until the conclusion of any judicial and technical matters.

Clerk Of Course :		Timekeeper :	
-------------------	--	--------------	--

Results can be found at www.tsl-timing.com

Printed - 10:53 Saturday, 17 August 2013



BMCRC-MRO Championships 2013 - Brands Hatch GP

Lansdowne Classic Series

RACE 17 - CLASSIFICATION

POS	NO	CL	PIC NAME	ENTRY	LAPS	TIME	GAP	DIFF	MPH	BEST	ON
1	68	B	1 Mike RUSSELL	Norton - Richard Adams	6	11:18.576			77.45	1:47.824	5
2	7	B	2 Duncan FITCHETT	Norton - GB Access	6	11:18.686	0.110	0.110	77.44	1:47.855	5
3	4	W	1 Charlie WILLIAMS	Norton -	6	11:24.981	6.405	6.295	76.73	1:50.835	5
4	67	WT	1 Gordon RUSSELL	Norton -	6	11:29.240	10.664	4.259	76.25	1:52.474	5
5	17	W	2 Stuart TONGE	Norton - Stuart Tonge Engineering	6	11:34.943	16.367	5.703	75.63	1:53.467	6
6	21	W	3 Andy REYNOLDS	Norton -	6	11:35.279	16.703	0.336	75.59	1:53.547	4
7	38	W	4 Stan WOODS	Norton -	6	11:39.593	21.017	4.314	75.12	1:54.513	3
8	41	W	5 Sam RHODES	Matchless - Derek Bunning	6	11:40.590	22.014	0.997	75.02	1:54.840	4
9	13	W	6 Matthew KIRBY	Norton -	6	11:49.808	31.232	9.218	74.04	1:56.507	3
10	11	B	3 Chas MORTIMER	Norton -	6	11:54.525	35.949	4.717	73.55	1:56.658	2
11	27	W	7 Derek BUNNING	Matchless - Lynx Garage	6	12:07.044	48.468	12.519	72.29	1:59.011	5
12	16	W	8 Roger MUNSEY	Norton -	6	12:07.207	48.631	0.163	72.27	1:58.700	5
13	125	WT	2 Mike FARRALL	Rudge -	6	12:07.828	49.252	0.621	72.21	1:58.509	5
14	96	A	1 Geoff LEATHER	Norton -	6	12:44.391	1:25.815	36.563	68.75	2:04.759	5
15	26	W	9 David BECKETT	Norton -	6	12:50.488	1:31.912	6.097	68.21	2:06.028	6
16	209	A	2 Mick BALDWIN	AJR -	6	13:30.377	2:11.801	39.889	64.85	2:13.159	6

NOT CLASSIFIED

DNF	66	B	Richard ELLIS	Norton -	4	7:44.560	2 Laps	2 Laps	75.42	1:53.107	4
-----	----	---	---------------	----------	---	----------	--------	--------	-------	----------	---

FASTEST LAP

68	B	Mike RUSSELL	Norton - Richard Adams	5	1:47.824	81.24 mph	130.74 kph
4	W	Charlie WILLIAMS	Norton -	5	1:50.835	79.03 mph	127.19 kph
67	WT	Gordon RUSSELL	Norton -	5	1:52.474	77.88 mph	125.34 kph
96	A	Geoff LEATHER	Norton -	5	2:04.759	70.21 mph	112.99 kph

Brands Hatch GP

Circuit Length = 2.4332 miles

Start: 16:48 Flag 16:59 End: 17:02

Weather / Track : Cloudy / Dry

These results are provisional until the conclusion of any judicial and technical matters.

Clerk Of Course :	Timekeeper :
-------------------	--------------

Results can be found at www.tsl-timing.com

Printed - 17:02 Sunday, 18 August 2013



BMCRC-MRO Championships 2013 - Brands Hatch GP

Lansdowne Classic Series

RACE 17 - LAP CHART

LAP 1			LAP 4		
NO	BEHIND	LAP TIME	NO	BEHIND	LAP TIME
7		1:58.275	68		1:50.217
66	2.004	2:00.279	7	1.440	1:51.829
68	2.344	2:00.619	4	1.765	1:52.285
4	2.412	2:00.687	67	2.940	1:52.514
38	2.919	2:01.194	66	3.811	1:53.107
67	2.971	2:01.246	21	5.151	1:53.547
17	4.148	2:02.423	17	6.603	1:54.807
41	4.237	2:02.512	38	7.059	1:55.644
21	4.626	2:02.901	41	8.000	1:54.840
11	5.737	2:04.012	11	14.188	1:57.305
13	6.494	2:04.769	13	14.782	1:56.948
16	9.488	2:07.763	16	27.888	1:59.715
27	10.939	2:09.214	27	28.213	1:59.551
125	11.168	2:09.443	125	28.831	1:59.622
26	16.247	2:14.522	96	53.593	2:05.547
96	16.824	2:15.099	26	56.360	2:08.177
209	21.783	2:20.058	209	1:23.279	2:14.746

LAP 2			LAP 5		
NO	BEHIND	LAP TIME	NO	BEHIND	LAP TIME
7		1:56.550	68		1:47.824
68	0.374	1:54.580	7	1.471	1:47.855
4	1.130	1:55.268	4	4.776	1:50.835
67	1.439	1:55.018	67	7.590	1:52.474
66	2.530	1:57.076	21	11.665	1:54.338
38	2.826	1:56.457	17	12.903	1:54.124
21	3.440	1:55.364	38	15.732	1:56.497
17	3.606	1:56.008	41	16.124	1:55.948
41	3.671	1:55.984	11	23.186	1:56.822
11	5.845	1:56.658	13	23.839	1:56.881
13	7.251	1:57.307	16	38.764	1:58.700
16	14.227	2:01.289	27	39.400	1:59.011
27	15.453	2:01.064	125	39.516	1:58.509
125	15.641	2:01.023	96	1:10.528	2:04.759
26	26.763	2:07.066	26	1:15.887	2:07.351
96	27.080	2:06.806	209	1:48.645	2:13.190
209	39.616	2:14.383			

LAP 3			LAP 6		
NO	BEHIND	LAP TIME	NO	BEHIND	LAP TIME
4		1:54.274	68		1:50.003
7	0.131	1:55.535	7	0.110	1:48.642
68	0.303	1:55.333	4	6.405	1:51.632
67	0.946	1:54.911	67	10.664	1:53.077
66	1.224	1:54.098	17	16.367	1:53.467
38	1.935	1:54.513	21	16.703	1:55.041
21	2.124	1:54.088	38	21.017	1:55.288
17	2.316	1:54.114	41	22.014	1:55.893
41	3.680	1:55.413	13	31.232	1:57.396
11	7.403	1:56.962	11	35.949	2:02.766
13	8.354	1:56.507	27	48.468	1:59.071
16	18.693	1:59.870	16	48.631	1:59.870
27	19.182	1:59.133	125	49.252	1:59.739
125	19.729	1:59.492	96	1:25.815	2:05.290
96	38.566	2:06.890	26	1:31.912	2:06.028
26	38.703	2:07.344	209	2:11.801	2:13.159
209	59.053	2:14.841			

Weather / Track : Cloudy / Dry

Results can be found at www.tsl-timing.com

Brands Hatch GP
Circuit Length = 2.4332 miles
Start: 16:48 Flag 16:59 End: 17:02

Printed - 17:03 Sunday, 18 August 2013

BMCRC-MRO Championships 2013 - Brands Hatch GP

Lansdowne Classic Series

RACE 17 - LAP ANALYSIS

DIFF = Difference To Personal Best Lap

P1 68 Mike RUSSELL				
LAP	LAP TIME	DIFF	MPH	TIME OF DAY
1 -	2:00.619	12.795	72.62	16:50:30.540
2 -	1:54.580	6.756	76.45	16:52:25.120
3 -	1:55.333	7.509	75.95	16:54:20.453
4 -	1:50.217 (3)	2.393	79.47	16:56:10.670
5 -	1:47.824 (1)		81.24	16:57:58.494
6 -	1:50.003 (2)	2.179	79.63	16:59:48.497

P2 7 Duncan FITCHETT				
LAP	LAP TIME	DIFF	MPH	TIME OF DAY
1 -	1:58.275	10.420	74.06	16:50:28.196
2 -	1:56.550	8.695	75.15	16:52:24.746
3 -	1:55.535	7.680	75.81	16:54:20.281
4 -	1:51.829 (3)	3.974	78.33	16:56:12.110
5 -	1:47.855 (1)		81.21	16:57:59.965
6 -	1:48.642 (2)	0.787	80.63	16:59:48.607

P3 4 Charlie WILLIAMS				
LAP	LAP TIME	DIFF	MPH	TIME OF DAY
1 -	2:00.687	9.852	72.58	16:50:30.608
2 -	1:55.268	4.433	75.99	16:52:25.876
3 -	1:54.274	3.439	76.65	16:54:20.150
4 -	1:52.285 (3)	1.450	78.01	16:56:12.435
5 -	1:50.835 (1)		79.03	16:58:03.270
6 -	1:51.632 (2)	0.797	78.47	16:59:54.902

P4 67 Gordon RUSSELL				
LAP	LAP TIME	DIFF	MPH	TIME OF DAY
1 -	2:01.246	8.772	72.24	16:50:31.167
2 -	1:55.018	2.544	76.16	16:52:26.185
3 -	1:54.911	2.437	76.23	16:54:21.096
4 -	1:52.514 (2)	0.040	77.85	16:56:13.610
5 -	1:52.474 (1)		77.88	16:58:06.084
6 -	1:53.077 (3)	0.603	77.46	16:59:59.161

P5 17 Stuart TONGE				
LAP	LAP TIME	DIFF	MPH	TIME OF DAY
1 -	2:02.423	8.956	71.55	16:50:32.344
2 -	1:56.008	2.541	75.51	16:52:28.352
3 -	1:54.114 (2)	0.647	76.76	16:54:22.466
4 -	1:54.807	1.340	76.30	16:56:17.273
5 -	1:54.124 (3)	0.657	76.75	16:58:11.397
6 -	1:53.467 (1)		77.20	17:00:04.864

P6 21 Andy REYNOLDS				
LAP	LAP TIME	DIFF	MPH	TIME OF DAY
1 -	2:02.901	9.354	71.27	16:50:32.822
2 -	1:55.364	1.817	75.93	16:52:28.186
3 -	1:54.088 (2)	0.541	76.78	16:54:22.274
4 -	1:53.547 (1)		77.14	16:56:15.821
5 -	1:54.338 (3)	0.791	76.61	16:58:10.159
6 -	1:55.041	1.494	76.14	17:00:05.200

P7 38 Stan WOODS				
LAP	LAP TIME	DIFF	MPH	TIME OF DAY
1 -	2:01.194	6.681	72.27	16:50:31.115
2 -	1:56.457	1.944	75.21	16:52:27.572

DIFF = Difference To Personal Best Lap

3 -	1:54.513 (1)		76.49	16:54:22.085
4 -	1:55.644 (3)	1.131	75.74	16:56:17.729
5 -	1:56.497	1.984	75.19	16:58:14.226
6 -	1:55.288 (2)	0.775	75.98	17:00:09.514

P8 41 Sam RHODES				
LAP	LAP TIME	DIFF	MPH	TIME OF DAY
1 -	2:02.512	7.672	71.50	16:50:32.433
2 -	1:55.984	1.144	75.52	16:52:28.417
3 -	1:55.413 (2)	0.573	75.89	16:54:23.830
4 -	1:54.840 (1)		76.27	16:56:18.670
5 -	1:55.948	1.108	75.54	16:58:14.618
6 -	1:55.893 (3)	1.053	75.58	17:00:10.511

P9 13 Matthew KIRBY				
LAP	LAP TIME	DIFF	MPH	TIME OF DAY
1 -	2:04.769	8.262	70.20	16:50:34.690
2 -	1:57.307	0.800	74.67	16:52:31.997
3 -	1:56.507 (1)		75.18	16:54:28.504
4 -	1:56.948 (3)	0.441	74.90	16:56:25.452
5 -	1:56.881 (2)	0.374	74.94	16:58:22.333
6 -	1:57.396	0.889	74.61	17:00:19.729

P10 11 Chas MORTIMER				
LAP	LAP TIME	DIFF	MPH	TIME OF DAY
1 -	2:04.012	7.354	70.63	16:50:33.933
2 -	1:56.658 (1)		75.08	16:52:30.591
3 -	1:56.962 (3)	0.304	74.89	16:54:27.553
4 -	1:57.305	0.647	74.67	16:56:24.858
5 -	1:56.822 (2)	0.164	74.98	16:58:21.680
6 -	2:02.766	6.108	71.35	17:00:24.446

P11 27 Derek BUNNING				
LAP	LAP TIME	DIFF	MPH	TIME OF DAY
1 -	2:09.214	10.203	67.79	16:50:39.135
2 -	2:01.064	2.053	72.35	16:52:40.199
3 -	1:59.133 (3)	0.122	73.52	16:54:39.332
4 -	1:59.551	0.540	73.27	16:56:38.883
5 -	1:59.011 (1)		73.60	16:58:37.894
6 -	1:59.071 (2)	0.060	73.56	17:00:36.965

P12 16 Roger MUNSEY				
LAP	LAP TIME	DIFF	MPH	TIME OF DAY
1 -	2:07.763	9.063	68.56	16:50:37.684
2 -	2:01.289	2.589	72.22	16:52:38.973
3 -	1:59.870 (3)	1.170	73.07	16:54:38.843
4 -	1:59.715 (2)	1.015	73.17	16:56:38.558
5 -	1:58.700 (1)		73.79	16:58:37.258
6 -	1:59.870 (3)	1.170	73.07	17:00:37.128

P13 125 Mike FARRALL				
LAP	LAP TIME	DIFF	MPH	TIME OF DAY
1 -	2:09.443	10.934	67.67	16:50:39.364
2 -	2:01.023	2.514	72.38	16:52:40.387
3 -	1:59.492 (2)	0.983	73.30	16:54:39.879
4 -	1:59.622 (3)	1.113	73.22	16:56:39.501
5 -	1:58.509 (1)		73.91	16:58:38.010
6 -	1:59.739	1.230	73.15	17:00:37.749

Brands Hatch GP

Circuit Length = 2.4332 miles

Start: 16:48 Flag 16:59 End: 17:02

Weather / Track : Cloudy / Dry

BMCRC-MRO Championships 2013 - Brands Hatch GP

Lansdowne Classic Series

RACE 17 - LAP ANALYSIS

DIFF = Difference To Personal Best Lap

P14 96 Geoff LEATHER				
LAP	LAP TIME	DIFF	MPH	TIME OF DAY
1 -	2:15.099	10.340	64.83	16:50:45.020
2 -	2:06.806	2.047	69.08	16:52:51.826
3 -	2:06.890	2.131	69.03	16:54:58.716
4 -	2:05.547 (3)	0.788	69.77	16:57:04.263
5 -	2:04.759 (1)		70.21	16:59:09.022
6 -	2:05.290 (2)	0.531	69.91	17:01:14.312

P15 26 David BECKETT				
LAP	LAP TIME	DIFF	MPH	TIME OF DAY
1 -	2:14.522	8.494	65.11	16:50:44.443
2 -	2:07.066 (2)	1.038	68.93	16:52:51.509
3 -	2:07.344 (3)	1.316	68.78	16:54:58.853
4 -	2:08.177	2.149	68.34	16:57:07.030
5 -	2:07.351	1.323	68.78	16:59:14.381
6 -	2:06.028 (1)		69.50	17:01:20.409

P16 209 Mick BALDWIN				
LAP	LAP TIME	DIFF	MPH	TIME OF DAY
1 -	2:20.058	6.899	62.54	16:50:49.979
2 -	2:14.383 (3)	1.224	65.18	16:53:04.362
3 -	2:14.841	1.682	64.96	16:55:19.203
4 -	2:14.746	1.587	65.01	16:57:33.949
5 -	2:13.190 (2)	0.031	65.76	16:59:47.139
6 -	2:13.159 (1)		65.78	17:02:00.298

P17 66 Richard ELLIS				
LAP	LAP TIME	DIFF	MPH	TIME OF DAY
1 -	2:00.279	7.172	72.82	16:50:30.200
2 -	1:57.076 (3)	3.969	74.82	16:52:27.276
3 -	1:54.098 (2)	0.991	76.77	16:54:21.374
4 -	1:53.107 (1)		77.44	16:56:14.481



MRO 600 inc Clubman 600

**Round 7
Brands Hatch GP**

17th & 18th August 2013



Results Provided by Timing Solutions Ltd
www.tsl-timing.com

BMCRC-MRO Championships 2013 - Brands Hatch GP

Team Respro MRO 600 inc Clubman 600

QUALIFYING - CLASSIFICATION

POS	NO	CL	PIC NAME	ENTRY	TIME	ON	LAPS	GAP	DIFF	MPH
1	7		1 James LODGE	Kawasaki - Earnshaws	1:32.718	8	8			94.47
2	119		2 Dan HELYER	Triumph - Littlewood Fencing	1:32.761	8	8	0.043	0.043	94.43
3	155		3 James EDWARDS	Yamaha - 3Gi/Go Racing	1:33.736	8	8	1.018	0.975	93.45
4	3 *		4 Tony COOMBS	Yamaha -	1:34.347	6	7	1.629	0.611	92.84
5	64	C	1 Ashley BUXTON	Yamaha -	1:35.356	6	6	2.638	1.009	91.86
6	46		5 David HEAL	Triumph - Littlewood Fencing	1:36.141	7	7	3.423	0.785	91.11
7	58		6 Seb KELLY	Yamaha - Go Racing	1:36.341	8	8	3.623	0.200	90.92
8	96		7 Martin TURNER	Yamaha - MSS Performance	1:36.797	7	7	4.079	0.456	90.49
9	6	C	2 Ali BLACK	Yamaha -	1:36.924	5	7	4.206	0.127	90.37
10	14		8 Chris BURRAGE	Yamaha - Chuck Readman/Seton	1:37.449	7	7	4.731	0.525	89.89
11	67		9 Ross HUMPHRIES	Yamaha -	1:37.626	6	7	4.908	0.177	89.72
12	33	C	3 Greg WRIGHT	Triumph - Skid Marques Tyres	1:37.705	7	7	4.987	0.079	89.65
13	11	C	4 Nick HOBDEN	Triumph - Littlewood Fencing	1:37.922	6	7	5.204	0.217	89.45
14	4	C	5 Neil DOVE	Yamaha -	1:38.301	6	7	5.583	0.379	89.11
15	56		10 Michael ROSE	Yamaha -	1:38.345	7	7	5.627	0.044	89.07
16	8	C	6 Laurence DOVE	Yamaha -	1:38.557	6	7	5.839	0.212	88.88
17	40		11 David SHELVEY	Suzuki - Seton Tuning	1:38.641	7	7	5.923	0.084	88.80
18	5		12 Aaron CLARKE	Kawasaki - Vale Livestock	1:38.961	6	7	6.243	0.320	88.51
19	61	C	7 Olly SAVAGE	Kawasaki -	1:39.588	7	7	6.870	0.627	87.96
20	39		13 Steve KING	Yamaha - Planet Music	1:39.953	5	7	7.235	0.365	87.63
21	23	C	8 Chris MITCHELL	Triumph - Essex Performance	1:40.000	2	7	7.282	0.047	87.59
22	141	C	9 Ramone DURRANI	Yamaha -	1:40.176	6	7	7.458	0.176	87.44
23	99	C	10 Jim COYLE	Triumph -	1:40.602	7	7	7.884	0.426	87.07
24	19	C	11 Michael CHURCH	Yamaha - MC Racing	1:40.794	6	7	8.076	0.192	86.90
25	9 *		14 Dan WRIGHT	Suzuki -	1:40.821	5	7	8.103	0.027	86.88
26	38	C	12 Dean CHAPMAN	Kawasaki -	1:41.173	6	7	8.455	0.352	86.58
27	47		15 Mark TROWELL	Yamaha -	1:42.948	6	7	10.230	1.775	85.08
28	1	C	13 Li-Jen HSIAO	Yamaha -	1:43.725	6	6	11.007	0.777	84.45
29	147	C	14 Sean CHASTON	Yamaha - Hyside M/c's	1:43.894	5	5	11.176	0.169	84.31
30	92	C	15 Ian NEWBY	Kawasaki -	1:44.231	5	7	11.513	0.337	84.04
31	117	C	16 Patryk RYDZINSKI	Honda -	1:44.932	6	6	12.214	0.701	83.48
32	36	C	17 Andrew SCOTT	Yamaha -	1:45.836	3	6	13.118	0.904	82.76
33	93	C	18 Ben MILLS	Yamaha -	1:46.243	6	6	13.525	0.407	82.45
34	68	C	19 Gary RODWELL	Suzuki - AJ Maintenance	1:48.570	3	4	15.852	2.327	80.68
35	10	C	20 Bradley ROBINSON	Triumph -	1:49.166	5	7	16.448	0.596	80.24
36	88 *		16 Bob HOELLEN	Triumph -	1:50.959	4	5	18.241	1.793	78.94

* Bikes 3, 9 & 88 - No working transponder

Brands Hatch GP
Circuit Length = 2.4332 miles
Start: 10:13 Flag 10:26 End: 10:28

Weather / Track : Cloudy / Dry

These results are provisional until the conclusion of any judicial and technical matters.

Clerk Of Course :	Timekeeper :
-------------------	--------------

Results can be found at www.tsl-timing.com

Printed - 10:43 Saturday, 17 August 2013



BMCRC-MRO Championships 2013 - Brands Hatch GP

Team Respro MRO 600 inc Clubman 600

QUALIFYING - LAP ANALYSIS

DIFF = Difference To Personal Best Lap

P1 7 James LODGE				
LAP	LAP TIME	DIFF	MPH	TIME OF DAY
1 -	1:35.304	2.586	91.91	10:16:31.509
2 -	1:34.412	1.694	92.78	10:18:05.921
3 -	1:34.241 (3)	1.523	92.95	10:19:40.162
4 -	1:36.800	4.082	90.49	10:21:16.962
5 -	1:32.880 (2)	0.162	94.31	10:22:49.842
6 -	1:34.591	1.873	92.60	10:24:24.433
7 -	1:36.090	3.372	91.16	10:26:00.523
8 -	1:32.718 (1)		94.47	10:27:33.241

P2 119 Dan HELYER				
LAP	LAP TIME	DIFF	MPH	TIME OF DAY
1 -	1:35.483	2.722	91.74	10:16:31.777
2 -	1:34.745 (3)	1.984	92.45	10:18:06.522
3 -	1:34.767	2.006	92.43	10:19:41.289
4 -	1:35.799	3.038	91.43	10:21:17.088
5 -	1:33.659 (2)	0.898	93.52	10:22:50.747
6 -	1:35.261	2.500	91.95	10:24:26.008
7 -	1:35.425	2.664	91.79	10:26:01.433
8 -	1:32.761 (1)		94.43	10:27:34.194

P3 155 James EDWARDS				
LAP	LAP TIME	DIFF	MPH	TIME OF DAY
1 -	1:37.224	3.488	90.09	10:16:54.005
2 -	1:36.119	2.383	91.13	10:18:30.124
3 -	1:36.070	2.334	91.18	10:20:06.194
4 -	1:34.569 (3)	0.833	92.62	10:21:40.763
5 -	1:35.017	1.281	92.19	10:23:15.780
6 -	1:35.034	1.298	92.17	10:24:50.814
7 -	1:34.306 (2)	0.570	92.88	10:26:25.120
8 -	1:33.736 (1)		93.45	10:27:58.856

P4 3 Tony COOMBS				
LAP	LAP TIME	DIFF	MPH	TIME OF DAY
1 -	3:19.705	1:45.358	43.86	10:18:23.302
2 -	1:37.639	3.292	89.71	10:20:00.941
3 -	1:36.177 (3)	1.830	91.08	10:21:37.118
4 -	1:38.154	3.807	89.24	10:23:15.272
5 -	1:37.177	2.830	90.14	10:24:52.449
6 -	1:34.347 (1)		92.84	10:26:26.796
7 -	1:35.438 (2)	1.091	91.78	10:28:02.234

P5 64 Ashley BUXTON				
LAP	LAP TIME	DIFF	MPH	TIME OF DAY
1 -	1:35.362 (2)	0.006	91.85	10:16:24.564
2 -	1:36.259 (3)	0.903	91.00	10:18:00.823
3 -	1:46.514	11.158	82.24	10:19:47.337
4 -	2:30.571 P	55.215	58.17	10:22:17.908
5 -	1:37.422	2.066	89.91	10:23:55.330
6 -	1:35.356 (1)		91.86	10:25:30.686

P6 46 David HEAL				
LAP	LAP TIME	DIFF	MPH	TIME OF DAY
1 -	1:37.593	1.452	89.75	10:16:35.174
2 -	1:37.311	1.170	90.01	10:18:12.485
3 -	1:36.645 (2)	0.504	90.63	10:19:49.130
4 -	1:38.916	2.775	88.55	10:21:28.046
5 -	2:22.838	46.697	61.32	10:23:50.884

DIFF = Difference To Personal Best Lap

6 -	1:37.100 (3)	0.959	90.21	10:25:27.984
7 -	1:36.141 (1)		91.11	10:27:04.125

P7 58 Seb KELLY				
LAP	LAP TIME	DIFF	MPH	TIME OF DAY
1 -	1:37.365	1.024	89.96	10:16:35.367
2 -	1:36.872	0.531	90.42	10:18:12.239
3 -	1:36.409 (2)	0.068	90.86	10:19:48.648
4 -	1:38.470	2.129	88.95	10:21:27.118
5 -	1:36.844	0.503	90.45	10:23:03.962
6 -	1:36.598 (3)	0.257	90.68	10:24:40.560
7 -	1:38.590	2.249	88.85	10:26:19.150
8 -	1:36.341 (1)		90.92	10:27:55.491

P8 96 Martin TURNER				
LAP	LAP TIME	DIFF	MPH	TIME OF DAY
1 -	1:43.414	6.617	84.70	10:17:50.803
2 -	1:44.069	7.272	84.17	10:19:34.872
3 -	1:39.887	3.090	87.69	10:21:14.759
4 -	1:38.586 (3)	1.789	88.85	10:22:53.345
5 -	1:38.022 (2)	1.225	89.36	10:24:31.367
6 -	1:39.403	2.606	88.12	10:26:10.770
7 -	1:36.797 (1)		90.49	10:27:47.567

P9 6 Ali BLACK				
LAP	LAP TIME	DIFF	MPH	TIME OF DAY
1 -	1:39.256	2.332	88.25	10:16:58.659
2 -	1:38.053	1.129	89.33	10:18:36.712
3 -	1:37.608 (3)	0.684	89.74	10:20:14.320
4 -	1:37.634	0.710	89.72	10:21:51.954
5 -	1:36.924 (1)		90.37	10:23:28.878
6 -	1:37.494 (2)	0.570	89.85	10:25:06.372
7 -	1:41.048	4.124	86.68	10:26:47.420

P10 14 Chris BURRAGE				
LAP	LAP TIME	DIFF	MPH	TIME OF DAY
1 -	1:40.185	2.736	87.43	10:16:37.364
2 -	1:38.945 (3)	1.496	88.53	10:18:16.309
3 -	1:38.561 (2)	1.112	88.87	10:19:54.870
4 -	1:40.166	2.717	87.45	10:21:35.036
5 -	2:57.830	1:20.381	49.25	10:24:32.866
6 -	1:39.779	2.330	87.79	10:26:12.645
7 -	1:37.449 (1)		89.89	10:27:50.094

P11 67 Ross HUMPHRIES				
LAP	LAP TIME	DIFF	MPH	TIME OF DAY
1 -	1:42.573	4.947	85.40	10:16:50.963
2 -	1:38.967	1.341	88.51	10:18:29.930
3 -	1:41.004	3.378	86.72	10:20:10.934
4 -	1:40.925	3.299	86.79	10:21:51.859
5 -	1:38.149 (2)	0.523	89.25	10:23:30.008
6 -	1:37.626 (1)		89.72	10:25:07.634
7 -	1:38.153 (3)	0.527	89.24	10:26:45.787

P12 33 Greg WRIGHT				
LAP	LAP TIME	DIFF	MPH	TIME OF DAY
1 -	1:39.067	1.362	88.42	10:16:37.827
2 -	1:38.757	1.052	88.70	10:18:16.584
3 -	1:39.891	2.186	87.69	10:19:56.475

Weather / Track : Cloudy / Dry

Brands Hatch GP

Circuit Length = 2.4332 miles

Start: 10:13 Flag 10:26 End: 10:28

BMCRC-MRO Championships 2013 - Brands Hatch GP

Team Respro MRO 600 inc Clubman 600

QUALIFYING - LAP ANALYSIS

DIFF = Difference To Personal Best Lap

4 -	1:38.675 (3)	0.970	88.77	10:21:35.150
5 -	1:39.263	1.558	88.24	10:23:14.413
6 -	1:38.408 (2)	0.703	89.01	10:24:52.821
7 -	1:37.705 (1)		89.65	10:26:30.526

P13 11 Nick HOBDEN				
LAP	LAP TIME	DIFF	MPH	TIME OF DAY

1 -	1:42.647	4.725	85.33	10:16:45.769
2 -	1:40.275	2.353	87.35	10:18:26.044
3 -	1:49.138	11.216	80.26	10:20:15.182
4 -	1:38.050 (2)	0.128	89.34	10:21:53.232
5 -	1:46.463	8.541	82.28	10:23:39.695
6 -	1:37.922 (1)		89.45	10:25:17.617
7 -	1:38.769 (3)	0.847	88.69	10:26:56.386

P14 4 Neil DOVE				
LAP	LAP TIME	DIFF	MPH	TIME OF DAY

1 -	1:46.411	8.110	82.32	10:17:26.565
2 -	1:40.253	1.952	87.37	10:19:06.818
3 -	1:39.840	1.539	87.73	10:20:46.658
4 -	1:39.076 (3)	0.775	88.41	10:22:25.734
5 -	1:40.704	2.403	86.98	10:24:06.438
6 -	1:38.301 (1)		89.11	10:25:44.739
7 -	1:38.550 (2)	0.249	88.88	10:27:23.289

P15 56 Michael ROSE				
LAP	LAP TIME	DIFF	MPH	TIME OF DAY

1 -	1:44.361	6.016	83.93	10:17:08.303
2 -	1:41.168	2.823	86.58	10:18:49.471
3 -	1:39.616	1.271	87.93	10:20:29.087
4 -	1:41.015	2.670	86.71	10:22:10.102
5 -	1:39.556 (3)	1.211	87.98	10:23:49.658
6 -	1:38.522 (2)	0.177	88.91	10:25:28.180
7 -	1:38.345 (1)		89.07	10:27:06.525

P16 8 Laurence DOVE				
LAP	LAP TIME	DIFF	MPH	TIME OF DAY

1 -	1:46.547	7.990	82.21	10:17:25.505
2 -	1:41.072	2.515	86.66	10:19:06.577
3 -	1:40.281	1.724	87.35	10:20:46.858
4 -	1:39.839 (3)	1.282	87.73	10:22:26.697
5 -	1:40.105	1.548	87.50	10:24:06.802
6 -	1:38.557 (1)		88.88	10:25:45.359
7 -	1:38.700 (2)	0.143	88.75	10:27:24.059

P17 40 David SHELVEY				
LAP	LAP TIME	DIFF	MPH	TIME OF DAY

1 -	1:44.564	5.923	83.77	10:17:52.258
2 -	1:43.717	5.076	84.45	10:19:35.975
3 -	1:40.745	2.104	86.95	10:21:16.720
4 -	1:38.860 (2)	0.219	88.60	10:22:55.580
5 -	1:39.399 (3)	0.758	88.12	10:24:34.979
6 -	1:39.404	0.763	88.12	10:26:14.383
7 -	1:38.641 (1)		88.80	10:27:53.024

P18 5 Aaron CLARKE				
LAP	LAP TIME	DIFF	MPH	TIME OF DAY

1 -	1:44.346	5.385	83.94	10:16:48.439
2 -	1:40.779 (3)	1.818	86.92	10:18:29.218

DIFF = Difference To Personal Best Lap

3 -	1:41.067	2.106	86.67	10:20:10.285
4 -	1:42.714	3.753	85.28	10:21:52.999
5 -	1:40.970	2.009	86.75	10:23:33.969
6 -	1:38.961 (1)		88.51	10:25:12.930
7 -	1:39.497 (2)	0.536	88.04	10:26:52.427

P19 61 Oilly SAVAGE				
LAP	LAP TIME	DIFF	MPH	TIME OF DAY

1 -	1:46.466	6.878	82.27	10:17:26.481
2 -	1:43.683	4.095	84.48	10:19:10.164
3 -	1:43.425	3.837	84.69	10:20:53.589
4 -	1:41.865 (2)	2.277	85.99	10:22:35.454
5 -	1:44.576	4.988	83.76	10:24:20.030
6 -	1:42.314 (3)	2.726	85.61	10:26:02.344
7 -	1:39.588 (1)		87.96	10:27:41.932

P20 39 Steve KING				
LAP	LAP TIME	DIFF	MPH	TIME OF DAY

1 -	1:41.836	1.883	86.01	10:16:45.218
2 -	1:40.476 (3)	0.523	87.18	10:18:25.694
3 -	1:42.879	2.926	85.14	10:20:08.573
4 -	1:41.841	1.888	86.01	10:21:50.414
5 -	1:39.953 (1)		87.63	10:23:30.367
6 -	1:40.453 (2)	0.500	87.20	10:25:10.820
7 -	1:44.942	4.989	83.47	10:26:55.762

P21 23 Chris MITCHELL				
LAP	LAP TIME	DIFF	MPH	TIME OF DAY

1 -	1:43.099	3.099	84.96	10:16:47.222
2 -	1:40.000 (1)		87.59	10:18:27.222
3 -	1:41.932 (3)	1.932	85.93	10:20:09.154
4 -	1:42.301	2.301	85.62	10:21:51.455
5 -	1:42.166	2.166	85.74	10:23:33.621
6 -	1:41.561 (2)	1.561	86.25	10:25:15.182
7 -	1:42.112	2.112	85.78	10:26:57.294

P22 141 Ramone DURRANI				
LAP	LAP TIME	DIFF	MPH	TIME OF DAY

1 -	1:43.976	3.800	84.24	10:17:17.692
2 -	1:42.972	2.796	85.07	10:19:00.664
3 -	1:41.208 (2)	1.032	86.55	10:20:41.872
4 -	1:42.317	2.141	85.61	10:22:24.189
5 -	1:42.501	2.325	85.46	10:24:06.690
6 -	1:40.176 (1)		87.44	10:25:46.866
7 -	1:41.257 (3)	1.081	86.51	10:27:28.123

P23 99 Jim COYLE				
LAP	LAP TIME	DIFF	MPH	TIME OF DAY

1 -	1:44.322	3.720	83.96	10:16:52.844
2 -	1:43.838	3.236	84.36	10:18:36.682
3 -	1:42.150 (3)	1.548	85.75	10:20:18.832
4 -	1:43.020	2.418	85.03	10:22:01.852
5 -	1:41.122 (2)	0.520	86.62	10:23:42.974
6 -	1:43.150	2.548	84.92	10:25:26.124
7 -	1:40.602 (1)		87.07	10:27:06.726

P24 19 Michael CHURCH				
LAP	LAP TIME	DIFF	MPH	TIME OF DAY

1 -	1:44.432	3.638	83.88	10:16:42.505
-----	----------	-------	-------	--------------

Weather / Track : Cloudy / Dry

Brands Hatch GP

Circuit Length = 2.4332 miles

Start: 10:13 Flag 10:26 End: 10:28

BMCRC-MRO Championships 2013 - Brands Hatch GP

Team Respro MRO 600 inc Clubman 600

QUALIFYING - LAP ANALYSIS

DIFF = Difference To Personal Best Lap

2 -	1:42.893 (3)	2.099	85.13	10:18:25.398
3 -	1:42.974	2.180	85.06	10:20:08.372
4 -	1:43.240	2.446	84.84	10:21:51.612
5 -	1:43.524	2.730	84.61	10:23:35.136
6 -	1:40.794 (1)		86.90	10:25:15.930
7 -	1:41.983 (2)	1.189	85.89	10:26:57.913

P25 9 Dan WRIGHT

LAP	LAP TIME	DIFF	MPH	TIME OF DAY
1 -	1:43.811	2.990	84.38	10:16:53.502
2 -	1:43.441	2.620	84.68	10:18:36.943
3 -	1:42.847	2.026	85.17	10:20:19.790
4 -	1:41.699 (3)	0.878	86.13	10:22:01.489
5 -	1:40.821 (1)		86.88	10:23:42.310
6 -	1:42.741	1.920	85.26	10:25:25.051
7 -	1:41.612 (2)	0.791	86.20	10:27:06.663

P26 38 Dean CHAPMAN

LAP	LAP TIME	DIFF	MPH	TIME OF DAY
1 -	1:45.161	3.988	83.29	10:16:43.498
2 -	1:42.568	1.395	85.40	10:18:26.066
3 -	1:42.851	1.678	85.17	10:20:08.917
4 -	1:42.958	1.785	85.08	10:21:51.875
5 -	1:42.030 (3)	0.857	85.85	10:23:33.905
6 -	1:41.173 (1)		86.58	10:25:15.078
7 -	1:41.685 (2)	0.512	86.14	10:26:56.763

P27 47 Mark TROWELL

LAP	LAP TIME	DIFF	MPH	TIME OF DAY
1 -	1:47.927	4.979	81.16	10:16:59.814
2 -	1:45.344	2.396	83.15	10:18:45.158
3 -	1:43.267	0.319	84.82	10:20:28.425
4 -	1:44.593	1.645	83.75	10:22:13.018
5 -	1:43.067 (2)	0.119	84.99	10:23:56.085
6 -	1:42.948 (1)		85.08	10:25:39.033
7 -	1:43.080 (3)	0.132	84.98	10:27:22.113

P28 1 Li-Jen HSIAO

LAP	LAP TIME	DIFF	MPH	TIME OF DAY
1 -	1:52.117	8.392	78.13	10:17:49.108
2 -	1:47.374	3.649	81.58	10:19:36.482
3 -	1:47.554	3.829	81.44	10:21:24.036
4 -	1:45.529 (2)	1.804	83.00	10:23:09.565
5 -	1:45.966 (3)	2.241	82.66	10:24:55.531
6 -	1:43.725 (1)		84.45	10:26:39.256

P29 147 Sean CHASTON

LAP	LAP TIME	DIFF	MPH	TIME OF DAY
1 -	1:47.647	3.753	81.37	10:16:50.891
2 -	1:45.741 (3)	1.847	82.84	10:18:36.632
3 -	1:45.597 (2)	1.703	82.95	10:20:22.229
4 -	1:46.573	2.679	82.19	10:22:08.802
5 -	1:43.894 (1)		84.31	10:23:52.696

P30 92 Ian NEWBY

LAP	LAP TIME	DIFF	MPH	TIME OF DAY
1 -	1:46.912	2.681	81.93	10:16:53.350
2 -	1:45.116	0.885	83.33	10:18:38.466
3 -	1:44.854 (2)	0.623	83.54	10:20:23.320

DIFF = Difference To Personal Best Lap

4 -	1:46.639	2.408	82.14	10:22:09.959
5 -	1:44.231 (1)		84.04	10:23:54.190
6 -	1:44.922 (3)	0.691	83.48	10:25:39.112
7 -	1:45.519	1.288	83.01	10:27:24.631

P31 117 Patryk RYDZINSKI

LAP	LAP TIME	DIFF	MPH	TIME OF DAY
1 -	1:53.724	8.792	77.02	10:17:49.680
2 -	1:48.502	3.570	80.73	10:19:38.182
3 -	1:48.732	3.800	80.56	10:21:26.914
4 -	1:47.575 (3)	2.643	81.43	10:23:14.489
5 -	1:45.373 (2)	0.441	83.13	10:24:59.862
6 -	1:44.932 (1)		83.48	10:26:44.794

P32 36 Andrew SCOTT

LAP	LAP TIME	DIFF	MPH	TIME OF DAY
1 -	1:54.424	8.588	76.55	10:17:51.050
2 -	1:50.623	4.787	79.18	10:19:41.673
3 -	1:45.836 (1)		82.76	10:21:27.509
4 -	1:52.486	6.650	77.87	10:23:19.995
5 -	1:46.714 (3)	0.878	82.08	10:25:06.709
6 -	1:46.464 (2)	0.628	82.27	10:26:53.173

P33 93 Ben MILLS

LAP	LAP TIME	DIFF	MPH	TIME OF DAY
1 -	1:50.667	4.424	79.15	10:17:56.531
2 -	1:52.461	6.218	77.89	10:19:48.992
3 -	1:48.050	1.807	81.07	10:21:37.042
4 -	1:46.768 (2)	0.525	82.04	10:23:23.810
5 -	1:46.932 (3)	0.689	81.91	10:25:10.742
6 -	1:46.243 (1)		82.45	10:26:56.985

P34 68 Gary RODWELL

LAP	LAP TIME	DIFF	MPH	TIME OF DAY
1 -	1:55.237	6.667	76.01	10:17:14.230
2 -	1:50.994 (3)	2.424	78.92	10:19:05.224
3 -	1:48.570 (1)		80.68	10:20:53.794
4 -	1:49.532 (2)	0.962	79.97	10:22:43.326

P35 10 Bradley ROBINSON

LAP	LAP TIME	DIFF	MPH	TIME OF DAY
1 -	1:55.543	6.377	75.81	10:17:14.183
2 -	1:51.337	2.171	78.67	10:19:05.520
3 -	1:50.977	1.811	78.93	10:20:56.497
4 -	1:49.847 (2)	0.681	79.74	10:22:46.344
5 -	1:49.166 (1)		80.24	10:24:35.510
6 -	1:50.211 (3)	1.045	79.48	10:26:25.721
7 -	1:50.532	1.366	79.25	10:28:16.253

P36 88 Bob HOELLEN

LAP	LAP TIME	DIFF	MPH	TIME OF DAY
1 -	1:56.751	5.792	75.03	10:19:33.747
2 -	1:52.786 (3)	1.827	77.66	10:21:26.533
3 -	1:53.381	2.422	77.26	10:23:19.914
4 -	1:50.959 (1)		78.94	10:25:10.873
5 -	1:51.044 (2)	0.085	78.88	10:27:01.917

Weather / Track : Cloudy / Dry

Brands Hatch GP

Circuit Length = 2.4332 miles

Start: 10:13 Flag 10:26 End: 10:28

BMCRC-MRO Championships 2013 - Brands Hatch GP

Team Respro MRO 600 inc Clubman 600

RACE 5 - GRID

ROW 9	36	1:50.959	88	Bob HOELLEN	35	1:49.166	10	Bradley ROBINSON	34	1:48.570	68	Gary RODWELL	33	1:46.243	93	Ben MILLS
ROW 8	32	1:45.836	36	Andrew SCOTT	31	1:44.932	117	Patryk RYDZINSKI	30	1:44.231	92	Ian NEWBY	29	1:43.894	147	Sean CHASTON
ROW 7	28	1:43.725	1	Li-Jen HSIAO	27	1:42.948	47	Mark TROWELL	26	1:41.173	38	Dean CHAPMAN	25	1:40.821	9	Dan WRIGHT
ROW 6	24	1:40.794	19	Michael CHURCH	23	1:40.602	99	Jim COYLE	22	1:40.176	141	Ramone DURRANI	21	1:40.000	23	Chris MITCHELL
ROW 5	20	1:39.953	39	Steve KING	19	1:39.588	61	Oly SAVAGE	18	1:38.961	5	Aaron CLARKE	17	1:38.641	40	David SHELVEY
ROW 4	16	1:38.557	8	Laurence DOVE	15	1:38.345	56	Michael ROSE	14	1:38.301	4	Neil DOVE	13	1:37.922	11	Nick HOBDEN
ROW 3	12	1:37.705	33	Greg WRIGHT	11	1:37.626	67	Ross HUMPHRIES	10	1:37.449	14	Chris BURRAGE	9	1:36.924	6	Ali BLACK
ROW 2	8	1:36.797	96	Martin TURNER	7	1:36.341	58	Seb KELLY	6	1:36.141	46	David HEAL	5	1:35.356	64	Ashley BUXTON
ROW 1	4	1:34.347	3	Tony COOMBS	3	1:33.736	155	James EDWARDS	2	1:32.761	119	Dan HELYER	1	1:32.718	7	James LODGE
																Pole

Brands Hatch GP
Circuit Length = 2.4332 miles

These results are provisional until the conclusion of any judicial and technical matters.

Clerk Of Course :	Timekeeper :
-------------------	--------------

Results can be found at www.tsl-timing.com

Printed - 10:47 Saturday, 17 August 2013



BMCRC-MRO Championships 2013 - Brands Hatch GP

Team Respro MRO 600 inc Clubman 600

RACE 5 - CLASSIFICATION

POS	NO	CL	PIC NAME	ENTRY	LAPS	TIME	GAP	DIFF	KPH	BEST	ON
1	7		1 James LODGE	Kawasaki - Earnshaws	3	4:46.445			147.64	1:32.491	3
2	64	C	1 Ashley BUXTON	Yamaha -	3	4:47.668	1.223	1.223	147.01	1:33.559	3
3	46		2 David HEAL	Triumph - Littlewood Fencing	3	4:48.507	2.062	0.839	146.59	1:34.194	3
4	96		3 Martin TURNER	Yamaha - MSS Performance	3	4:51.671	5.226	3.164	145.00	1:34.330	2
5	6	C	2 Ali BLACK	Yamaha -	3	4:51.941	5.496	0.270	144.86	1:34.829	2
6	119		4 Dan HELYER	Triumph - Littlewood Fencing	3	4:51.985	5.540	0.044	144.84	1:34.027	2
7	14		5 Chris BURRAGE	Yamaha - Chuck Readman/Seton	3	4:52.450	6.005	0.465	144.61	1:35.268	2
8	11	C	3 Nick HOBDEN	Triumph - Littlewood Fencing	3	4:53.637	7.192	1.187	144.03	1:34.972	2
9	33	C	4 Greg WRIGHT	Triumph - Skid Marques Tyres	3	4:53.672	7.227	0.035	144.01	1:35.647	3
10	67		6 Ross HUMPHRIES	Yamaha -	3	4:55.503	9.058	1.831	143.12	1:35.681	3
11	56		7 Michael ROSE	Yamaha -	3	4:56.572	10.127	1.069	142.60	1:35.844	2
12	4	C	5 Neil DOVE	Yamaha -	3	4:59.878	13.433	3.306	141.03	1:36.473	2
13	40		8 David SHELVEY	Suzuki - Seton Tuning	3	5:00.233	13.788	0.355	140.86	1:37.232	3
14	39		9 Steve KING	Yamaha - Planet Music	3	5:00.739	14.294	0.506	140.62	1:37.494	3
15	141	C	6 Ramone DURRANI	Yamaha -	3	5:01.371	14.926	0.632	140.33	1:37.242	2
16	38	C	7 Dean CHAPMAN	Kawasaki -	3	5:01.612	15.167	0.241	140.22	1:37.458	3
17	8	C	8 Laurence DOVE	Yamaha -	3	5:01.693	15.248	0.081	140.18	1:37.185	3
18	155		10 James EDWARDS	Yamaha - 3Gi/Go Racing	3	5:02.938	16.493	1.245	139.60	1:37.574	2
19	5		11 Aaron CLARKE	Kawasaki - Vale Livestock	3	5:03.583	17.138	0.645	139.31	1:37.476	3
20	23	C	9 Chris MITCHELL	Triumph - Essex Performance	3	5:04.770	18.325	1.187	138.76	1:38.082	3
21	19	C	10 Michael CHURCH	Yamaha - MC Racing	3	5:08.287	21.842	3.517	137.18	1:39.687	3
22	47		12 Mark TROWELL	Yamaha -	3	5:14.473	28.028	6.186	134.48	1:41.590	2
23	147	C	11 Sean CHASTON	Yamaha - Hyside M/c's	3	5:16.149	29.704	1.676	133.77	1:42.356	2
24	117	C	12 Patryk RYDZINSKI	Honda -	3	5:16.453	30.008	0.304	133.64	1:41.659	2
25	92	C	13 Ian NEWBY	Kawasaki -	3	5:18.054	31.609	1.601	132.97	1:43.365	2
26	36	C	14 Andrew SCOTT	Yamaha -	3	5:20.845	34.400	2.791	131.81	1:43.488	3
27	93	C	15 Ben MILLS	Yamaha -	3	5:21.305	34.860	0.460	131.62	1:43.929	2
28	27	C	16 Matt COLES	Yamaha -	3	5:22.275	35.830	0.970	131.23	1:41.300	3
29	68	C	17 Gary RODWELL	Suzuki - AJ Maintenance	3	5:22.905	36.460	0.630	130.97	1:44.149	2
30	1	C	18 Li-Jen HSIAO	Yamaha -	3	5:25.749	39.304	2.844	129.83	1:44.533	3
31	10	C	19 Bradley ROBINSON	Triumph -	3	5:40.806	54.361	15.057	124.09	1:50.379	3
32	88		13 Bob HOELLEN	Triumph -	3	5:41.020	54.575	0.214	124.01	1:50.678	3

NOT CLASSIFIED

DNF	3		Tony COOMBS	Yamaha -	2	3:15.652	1 Lap	1 Lap	144.10	1:35.606	2
DNF	58		Seb KELLY	Yamaha - Go Racing	0						
DNF	61	C	Ollly SAVAGE	Kawasaki -	0						

FASTEST LAP

7			James LODGE	Kawasaki - Earnshaws	3	1:32.491		94.71 mph	152.42 kph		
64	C		Ashley BUXTON	Yamaha -	3	1:33.559		93.62 mph	150.68 kph		

Brands Hatch GP

Circuit Length = 3.916 km

Start: 14:11 Flag 14:16 End: 14:17

Weather / Track : Cloudy / Dry

These results are provisional until the conclusion of any judicial and technical matters.

Clerk Of Course :	Timekeeper :
-------------------	--------------

Results can be found at www.tsl-timing.com

Printed - 14:17 Saturday, 17 August 2013



BMCRC-MRO Championships 2013 - Brands Hatch GP

Team Respro MRO 600 inc Clubman 600

RACE 5 - LAP CHART

LAP 1		
NO	BEHIND	LAP TIME

46		1:39.517
64	0.060	1:39.577
7	0.389	1:39.906
3	0.529	1:40.046
14	1.314	1:40.831
6	1.678	1:41.195
96	2.465	1:41.982
33	2.681	1:42.198
11	3.802	1:43.319
56	4.156	1:43.673
119	4.346	1:43.863
67	4.496	1:44.013
4	5.639	1:45.156
40	5.663	1:45.180
39	5.933	1:45.450
38	6.847	1:46.364
141	6.930	1:46.447
8	7.276	1:46.793
155	7.650	1:47.167
5	8.284	1:47.801
23	8.477	1:47.994
19	9.093	1:48.610
92	11.031	1:50.548
47	11.034	1:50.551
147	11.441	1:50.958
117	12.908	1:52.425
93	13.519	1:53.036
36	14.229	1:53.746
68	14.647	1:54.164
1	15.924	1:55.441
27	18.403	1:57.920
10	19.295	1:58.812
88	19.548	1:59.065

LAP 2		
NO	BEHIND	LAP TIME

7		1:34.048
64	0.155	1:34.532
46	0.359	1:34.796
3	1.698	1:35.606
6	2.070	1:34.829
14	2.145	1:35.268
96	2.358	1:34.330
119	3.936	1:34.027
33	4.071	1:35.827
11	4.337	1:34.972
56	5.563	1:35.844
67	5.868	1:35.809
4	7.675	1:36.473
40	9.047	1:37.821
39	9.291	1:37.795
141	9.735	1:37.242
38	10.200	1:37.790
8	10.554	1:37.715
155	10.787	1:37.574
5	12.153	1:38.306
23	12.734	1:38.694
19	14.646	1:39.990
47	18.187	1:41.590
147	19.360	1:42.356
92	19.959	1:43.365
117	20.130	1:41.659

93	23.011	1:43.929
36	23.403	1:43.611
68	24.359	1:44.149
27	27.021	1:43.055
1	27.262	1:45.775
88	36.388	1:51.277
10	36.473	1:51.615

LAP 3		
NO	BEHIND	LAP TIME

7		1:32.491
64	1.223	1:33.559
46	2.062	1:34.194
96	5.226	1:35.359
6	5.496	1:35.917
119	5.540	1:34.095
14	6.005	1:36.351
11	7.192	1:35.346
33	7.227	1:35.647
67	9.058	1:35.681
56	10.127	1:37.055
4	13.433	1:38.249
40	13.788	1:37.232
39	14.294	1:37.494
141	14.926	1:37.682
38	15.167	1:37.458
8	15.248	1:37.185
155	16.493	1:38.197
5	17.138	1:37.476
23	18.325	1:38.082
19	21.842	1:39.687
47	28.028	1:42.332
147	29.704	1:42.835
117	30.008	1:42.369
92	31.609	1:44.141
36	34.400	1:43.488
93	34.860	1:44.340
27	35.830	1:41.300
68	36.460	1:44.592
1	39.304	1:44.533
10	54.361	1:50.379
88	54.575	1:50.678

Weather / Track : Cloudy / Dry

Results can be found at www.tsl-timing.com

Brands Hatch GP
Circuit Length = 3.916 miles
Start: 14:11 Flag 14:16 End: 14:17

Printed - 14:18 Saturday, 17 August 2013

BMCRC-MRO Championships 2013 - Brands Hatch GP

Team Respro MRO 600 inc Clubman 600

RACE 5 - LAP ANALYSIS

DIFF = Difference To Personal Best Lap

P1 7 James LODGE				
LAP	LAP TIME	DIFF	KPH	TIME OF DAY
1 -	1:39.906 (3)	7.415	141.10	14:13:20.374
2 -	1:34.048 (2)	1.557	149.89	14:14:54.422
3 -	1:32.491 (1)		152.42	14:16:26.913

P2 64 Ashley BUXTON				
LAP	LAP TIME	DIFF	KPH	TIME OF DAY
1 -	1:39.577 (3)	6.018	141.57	14:13:20.045
2 -	1:34.532 (2)	0.973	149.13	14:14:54.577
3 -	1:33.559 (1)		150.68	14:16:28.136

P3 46 David HEAL				
LAP	LAP TIME	DIFF	KPH	TIME OF DAY
1 -	1:39.517 (3)	5.323	141.65	14:13:19.985
2 -	1:34.796 (2)	0.602	148.71	14:14:54.781
3 -	1:34.194 (1)		149.66	14:16:28.975

P4 96 Martin TURNER				
LAP	LAP TIME	DIFF	KPH	TIME OF DAY
1 -	1:41.982 (3)	7.652	138.23	14:13:22.450
2 -	1:34.330 (1)		149.44	14:14:56.780
3 -	1:35.359 (2)	1.029	147.83	14:16:32.139

P5 6 Ali BLACK				
LAP	LAP TIME	DIFF	KPH	TIME OF DAY
1 -	1:41.195 (3)	6.366	139.31	14:13:21.663
2 -	1:34.829 (1)		148.66	14:14:56.492
3 -	1:35.917 (2)	1.088	146.97	14:16:32.409

P6 119 Dan HELYER				
LAP	LAP TIME	DIFF	KPH	TIME OF DAY
1 -	1:43.863 (3)	9.836	135.73	14:13:24.331
2 -	1:34.027 (1)		149.93	14:14:58.358
3 -	1:34.095 (2)	0.068	149.82	14:16:32.453

P7 14 Chris BURRAGE				
LAP	LAP TIME	DIFF	KPH	TIME OF DAY
1 -	1:40.831 (3)	5.563	139.81	14:13:21.299
2 -	1:35.268 (1)		147.97	14:14:56.567
3 -	1:36.351 (2)	1.083	146.31	14:16:32.918

P8 11 Nick HOBDEN				
LAP	LAP TIME	DIFF	KPH	TIME OF DAY
1 -	1:43.319 (3)	8.347	136.44	14:13:23.787
2 -	1:34.972 (1)		148.43	14:14:58.759
3 -	1:35.346 (2)	0.374	147.85	14:16:34.105

P9 33 Greg WRIGHT				
LAP	LAP TIME	DIFF	KPH	TIME OF DAY
1 -	1:42.198 (3)	6.551	137.94	14:13:22.666
2 -	1:35.827 (2)	0.180	147.11	14:14:58.493
3 -	1:35.647 (1)		147.39	14:16:34.140

DIFF = Difference To Personal Best Lap

P10 67 Ross HUMPHRIES				
LAP	LAP TIME	DIFF	KPH	TIME OF DAY
1 -	1:44.013 (3)	8.332	135.53	14:13:24.481
2 -	1:35.809 (2)	0.128	147.14	14:15:00.290
3 -	1:35.681 (1)		147.33	14:16:35.971

P11 56 Michael ROSE				
LAP	LAP TIME	DIFF	KPH	TIME OF DAY
1 -	1:43.673 (3)	7.829	135.98	14:13:24.141
2 -	1:35.844 (1)		147.08	14:14:59.985
3 -	1:37.055 (2)	1.211	145.25	14:16:37.040

P12 4 Neil DOVE				
LAP	LAP TIME	DIFF	KPH	TIME OF DAY
1 -	1:45.156 (3)	8.683	134.06	14:13:25.624
2 -	1:36.473 (1)		146.13	14:15:02.097
3 -	1:38.249 (2)	1.776	143.48	14:16:40.346

P13 40 David SHELVEY				
LAP	LAP TIME	DIFF	KPH	TIME OF DAY
1 -	1:45.180 (3)	7.948	134.03	14:13:25.648
2 -	1:37.821 (2)	0.589	144.11	14:15:03.469
3 -	1:37.232 (1)		144.98	14:16:40.701

P14 39 Steve KING				
LAP	LAP TIME	DIFF	KPH	TIME OF DAY
1 -	1:45.450 (3)	7.956	133.68	14:13:25.918
2 -	1:37.795 (2)	0.301	144.15	14:15:03.713
3 -	1:37.494 (1)		144.59	14:16:41.207

P15 141 Ramone DURRANI				
LAP	LAP TIME	DIFF	KPH	TIME OF DAY
1 -	1:46.447 (3)	9.205	132.43	14:13:26.915
2 -	1:37.242 (1)		144.97	14:15:04.157
3 -	1:37.682 (2)	0.440	144.32	14:16:41.839

P16 38 Dean CHAPMAN				
LAP	LAP TIME	DIFF	KPH	TIME OF DAY
1 -	1:46.364 (3)	8.906	132.54	14:13:26.832
2 -	1:37.790 (2)	0.332	144.16	14:15:04.622
3 -	1:37.458 (1)		144.65	14:16:42.080

P17 8 Laurence DOVE				
LAP	LAP TIME	DIFF	KPH	TIME OF DAY
1 -	1:46.793 (3)	9.608	132.00	14:13:27.261
2 -	1:37.715 (2)	0.530	144.27	14:15:04.976
3 -	1:37.185 (1)		145.05	14:16:42.161

P18 155 James EDWARDS				
LAP	LAP TIME	DIFF	KPH	TIME OF DAY
1 -	1:47.167 (3)	9.593	131.54	14:13:27.635
2 -	1:37.574 (1)		144.48	14:15:05.209
3 -	1:38.197 (2)	0.623	143.56	14:16:43.406

Weather / Track : Cloudy / Dry

BMCRC-MRO Championships 2013 - Brands Hatch GP

Team Respro MRO 600 inc Clubman 600

RACE 5 - LAP ANALYSIS

DIFF = Difference To Personal Best Lap

P19 5 Aaron CLARKE				
LAP	LAP TIME	DIFF	KPH	TIME OF DAY
1 -	1:47.801 (3)	10.325	130.77	14:13:28.269
2 -	1:38.306 (2)	0.830	143.40	14:15:06.575
3 -	1:37.476 (1)		144.62	14:16:44.051

P20 23 Chris MITCHELL				
LAP	LAP TIME	DIFF	KPH	TIME OF DAY
1 -	1:47.994 (3)	9.912	130.53	14:13:28.462
2 -	1:38.694 (2)	0.612	142.84	14:15:07.156
3 -	1:38.082 (1)		143.73	14:16:45.238

P21 19 Michael CHURCH				
LAP	LAP TIME	DIFF	KPH	TIME OF DAY
1 -	1:48.610 (3)	8.923	129.79	14:13:29.078
2 -	1:39.990 (2)	0.303	140.99	14:15:09.068
3 -	1:39.687 (1)		141.41	14:16:48.755

P22 47 Mark TROWELL				
LAP	LAP TIME	DIFF	KPH	TIME OF DAY
1 -	1:50.551 (3)	8.961	127.52	14:13:31.019
2 -	1:41.590 (1)		138.76	14:15:12.609
3 -	1:42.332 (2)	0.742	137.76	14:16:54.941

P23 147 Sean CHASTON				
LAP	LAP TIME	DIFF	KPH	TIME OF DAY
1 -	1:50.958 (3)	8.602	127.05	14:13:31.426
2 -	1:42.356 (1)		137.73	14:15:13.782
3 -	1:42.835 (2)	0.479	137.08	14:16:56.617

P24 117 Patryk RYDZINSKI				
LAP	LAP TIME	DIFF	KPH	TIME OF DAY
1 -	1:52.425 (3)	10.766	125.39	14:13:32.893
2 -	1:41.659 (1)		138.67	14:15:14.552
3 -	1:42.369 (2)	0.710	137.71	14:16:56.921

P25 92 Ian NEWBY				
LAP	LAP TIME	DIFF	KPH	TIME OF DAY
1 -	1:50.548 (3)	7.183	127.52	14:13:31.016
2 -	1:43.365 (1)		136.38	14:15:14.381
3 -	1:44.141 (2)	0.776	135.37	14:16:58.522

P26 36 Andrew SCOTT				
LAP	LAP TIME	DIFF	KPH	TIME OF DAY
1 -	1:53.746 (3)	10.258	123.93	14:13:34.214
2 -	1:43.611 (2)	0.123	136.06	14:15:17.825
3 -	1:43.488 (1)		136.22	14:17:01.313

P27 93 Ben MILLS				
LAP	LAP TIME	DIFF	KPH	TIME OF DAY
1 -	1:53.036 (3)	9.107	124.71	14:13:33.504
2 -	1:43.929 (1)		135.64	14:15:17.433
3 -	1:44.340 (2)	0.411	135.11	14:17:01.773

DIFF = Difference To Personal Best Lap

P28 27 Matt COLES				
LAP	LAP TIME	DIFF	KPH	TIME OF DAY
1 -	1:57.920 (3)	16.620	119.55	14:13:38.388
2 -	1:43.055 (2)	1.755	136.79	14:15:21.443
3 -	1:41.300 (1)		139.16	14:17:02.743

P29 68 Gary RODWELL				
LAP	LAP TIME	DIFF	KPH	TIME OF DAY
1 -	1:54.164 (3)	10.015	123.48	14:13:34.632
2 -	1:44.149 (1)		135.35	14:15:18.781
3 -	1:44.592 (2)	0.443	134.78	14:17:03.373

P30 1 Li-Jen HSIAO				
LAP	LAP TIME	DIFF	KPH	TIME OF DAY
1 -	1:55.441 (3)	10.908	122.11	14:13:35.909
2 -	1:45.775 (2)	1.242	133.27	14:15:21.684
3 -	1:44.533 (1)		134.86	14:17:06.217

P31 10 Bradley ROBINSON				
LAP	LAP TIME	DIFF	KPH	TIME OF DAY
1 -	1:58.812 (3)	8.433	118.65	14:13:39.280
2 -	1:51.615 (2)	1.236	126.30	14:15:30.895
3 -	1:50.379 (1)		127.71	14:17:21.274

P32 88 Bob HOELLEN				
LAP	LAP TIME	DIFF	KPH	TIME OF DAY
1 -	1:59.065 (3)	8.387	118.40	14:13:39.533
2 -	1:51.277 (2)	0.599	126.68	14:15:30.810
3 -	1:50.678 (1)		127.37	14:17:21.488

P33 3 Tony COOMBS				
LAP	LAP TIME	DIFF	KPH	TIME OF DAY
1 -	1:40.046 (2)	4.440	140.91	14:13:20.514
2 -	1:35.606 (1)		147.45	14:14:56.120

Weather / Track : Cloudy / Dry

BMCRC-MRO Championships 2013 - Brands Hatch GP

Team Respro MRO 600 inc Clubman 600

RACE 15 - GRID

ROW 9		35	61 Olly SAVAGE	34	58 Seb KELLY	33	3 Tony COOMBS		
ROW 8	32	88 Bob HOELLEN	31	10 Bradley ROBINSON	30	1 Li-Jen HSIAO	29	68 Gary RODWELL	
ROW 7		28	27 Matt COLES	27	93 Ben MILLS	26	36 Andrew SCOTT	25	92 Ian NEWBY
ROW 6	24	117 Patryk RYDZINSKI	23	147 Sean CHASTON	22	47 Mark TROWELL	21	19 Michael CHURCH	
ROW 5		20	23 Chris MITCHELL	19	5 Aaron CLARKE	18	155 James EDWARDS	17	8 Laurence DOVE
ROW 4	16	38 Dean CHAPMAN	15	141 Ramone DURRANI	14	39 Steve KING	13	40 David SHELVEY	
ROW 3		12	4 Neil DOVE	11	56 Michael ROSE	10	67 Ross HUMPHRIES	9	33 Greg WRIGHT
ROW 2	8	11 Nick HOBDEN	7	14 Chris BURRAGE	6	119 Dan HELYER	5	6 Ali BLACK	
ROW 1		4	96 Martin TURNER	3	46 David HEAL	2	64 Ashley BUXTON	1	7 James LODGE
Pole									

Brands Hatch GP
Circuit Length = 2.4332 miles

These results are provisional until the conclusion of any judicial and technical matters.

Clerk Of Course :	Timekeeper :
-------------------	--------------

Results can be found at www.tsl-timing.com

Printed - 14:20 Saturday, 17 August 2013



BMCRC-MRO Championships 2013 - Brands Hatch GP

Team Respro MRO 600 inc Clubman 600

RACE 15 - CLASSIFICATION

POS	NO	CL	PIC NAME	ENTRY	LAPS	TIME	GAP	DIFF	MPH	BEST	ON
1	7		1 James LODGE	Kawasaki - Earnshaws	5	7:49.276			93.33	1:32.041	5
2	119		2 Dan HELYER	Triumph - Littlewood Fencing	5	7:58.620	9.344	9.344	91.51	1:33.936	3
3	64	C	1 Ashley BUXTON	Yamaha -	5	8:02.324	13.048	3.704	90.80	1:34.047	5
4	96		3 Martin TURNER	Yamaha - MSS Performance	5	8:02.766	13.490	0.442	90.72	1:34.350	5
5	46		4 David HEAL	Triumph - Littlewood Fencing	5	8:03.495	14.219	0.729	90.58	1:34.801	5
6	14		5 Chris BURRAGE	Yamaha - Chuck Readman/Seton	5	8:04.826	15.550	1.331	90.33	1:35.172	5
7	155		6 James EDWARDS	Yamaha - 3Gi/Go Racing	5	8:06.454	17.178	1.628	90.03	1:34.462	5
8	6	C	2 Ali BLACK	Yamaha -	5	8:07.263	17.987	0.809	89.88	1:34.757	5
9	4	C	3 Neil DOVE	Yamaha -	5	8:08.739	19.463	1.476	89.61	1:35.905	2
10	33	C	4 Greg WRIGHT	Triumph - Skid Marques Tyres	5	8:14.671	25.395	5.932	88.54	1:36.219	2
11	39		7 Steve KING	Yamaha - Planet Music	5	8:18.411	29.135	3.740	87.87	1:37.788	2
12	5		8 Aaron CLARKE	Kawasaki - Vale Livestock	5	8:18.474	29.198	0.063	87.86	1:37.541	4
13	40		9 David SHELVEY	Suzuki - Seton Tuning	5	8:20.609	31.333	2.135	87.49	1:37.709	4
14	11	* C	5 Nick HOBDEN	Triumph - Littlewood Fencing	5	8:21.598	32.322	0.989	87.31	1:37.013	2
15	38	C	6 Dean CHAPMAN	Kawasaki -	5	8:21.619	32.343	0.021	87.31	1:38.092	5
16	8	C	7 Laurence DOVE	Yamaha -	5	8:21.727	32.451	0.108	87.29	1:37.714	4
17	67	*	10 Ross HUMPHRIES	Yamaha -	5	8:21.835	32.559	0.108	87.27	1:35.955	2
18	23	C	8 Chris MITCHELL	Triumph - Essex Performance	5	8:24.200	34.924	2.365	86.86	1:38.283	3
19	19	C	9 Michael CHURCH	Yamaha - MC Racing	5	8:32.353	43.077	8.153	85.48	1:40.629	4
20	27	C	10 Matt COLES	Yamaha -	5	8:36.229	46.953	3.876	84.84	1:38.892	5
21	117	C	11 Patryk RYDZINSKI	Honda -	5	8:45.008	55.732	8.779	83.42	1:42.252	4
22	92	C	12 Ian NEWBY	Kawasaki -	5	8:47.284	58.008	2.276	83.06	1:42.867	5
23	36	C	13 Andrew SCOTT	Yamaha -	5	8:47.319	58.043	0.035	83.06	1:42.749	5
24	47		11 Mark TROWELL	Yamaha -	5	8:47.453	58.177	0.134	83.03	1:42.478	5
25	1	C	14 Li-Jen HSIAO	Yamaha -	5	8:47.680	58.404	0.227	83.00	1:41.861	5
26	147	C	15 Sean CHASTON	Yamaha - Hyside M/c's	5	8:49.959	1:00.683	2.279	82.64	1:43.068	5
27	68	C	16 Gary RODWELL	Suzuki - AJ Maintenance	5	8:51.157	1:01.881	1.198	82.45	1:42.964	5

NOT CLASSIFIED

DNF	141	C	Ramone DURRANI	Yamaha -	1	1:47.444	4 Laps	4 Laps	81.52	1:47.444	1
DNF	56		Michael ROSE	Yamaha -	0						

FASTEST LAP

	7		James LODGE	Kawasaki - Earnshaws	5	1:32.041			95.17 mph	153.16 kph	
	64	C	Ashley BUXTON	Yamaha -	5	1:34.047			93.14 mph	149.89 kph	

* Bikes 11 & 67 - 10 second jump start penalty

Brands Hatch GP

Circuit Length = 2.4332 miles

Start: 17:14 Flag 17:22 End: 17:23

Weather / Track : Cloudy / Dry

These results are provisional until the conclusion of any judicial and technical matters.

Clerk Of Course :	Timekeeper :
-------------------	--------------

Results can be found at www.tsl-timing.com

Printed - 17:24 Saturday, 17 August 2013



BMCRC-MRO Championships 2013 - Brands Hatch GP

Team Respro MRO 600 inc Clubman 600

RACE 15 - LAP CHART

LAP 1		
NO	BEHIND	LAP TIME

7		1:39.590
119	0.501	1:40.091
96	2.210	1:41.800
46	2.388	1:41.978
11	2.827	1:42.417
64	3.092	1:42.682
14	3.284	1:42.874
67	4.109	1:43.699
4	4.268	1:43.858
39	4.814	1:44.404
155	6.012	1:45.602
6	6.310	1:45.900
33	6.484	1:46.074
40	6.539	1:46.129
5	7.105	1:46.695
141	7.854	1:47.444
8	8.190	1:47.780
38	8.271	1:47.861
23	8.412	1:48.002
19	9.281	1:48.871
92	12.778	1:52.368
47	13.325	1:52.915
117	13.445	1:53.035
27	13.752	1:53.342
36	14.336	1:53.926
1	14.711	1:54.301
147	14.932	1:54.522
68	15.579	1:55.169

LAP 3		
NO	BEHIND	LAP TIME

7		1:32.708
119	3.026	1:33.936
96	7.927	1:35.613
64	8.110	1:35.303
46	8.277	1:35.521
14	8.971	1:35.540
4	10.722	1:36.064
155	11.522	1:35.653
6	11.853	1:35.524
11	11.963	1:37.638
67	12.428	1:37.879
33	15.013	1:37.825
39	15.777	1:38.690
5	17.647	1:37.946
40	19.305	1:38.473
8	19.390	1:38.474
38	20.162	1:38.103
23	20.960	1:38.283
19	25.330	1:40.825
27	32.638	1:41.020
117	35.244	1:44.030
92	35.927	1:44.797
36	36.158	1:43.951
47	36.775	1:45.314
1	37.023	1:44.109
147	38.191	1:43.586
68	39.598	1:44.464

119	9.344	1:36.305
64	13.048	1:34.047
96	13.490	1:34.350
46	14.219	1:34.801
14	15.550	1:35.172
155	17.178	1:34.462
6	17.987	1:34.757
4	19.463	1:36.365
11	22.322	1:37.421
67	22.559	1:37.573
33	25.395	1:37.580
39	29.135	1:38.630
5	29.198	1:38.181
40	31.333	1:38.490
38	32.343	1:38.092
8	32.451	1:39.518
23	34.924	1:39.849
19	43.077	1:41.289
27	46.953	1:38.892
117	55.732	1:42.407
92	58.008	1:42.867
36	58.043	1:42.749
47	58.177	1:42.478
1	58.404	1:41.861
147	1:00.683	1:43.068
68	1:01.881	1:42.964

LAP 4		
NO	BEHIND	LAP TIME

7		1:32.130
119	5.080	1:34.184
64	11.042	1:35.062
96	11.181	1:35.384
46	11.459	1:35.312
14	12.419	1:35.578
155	14.757	1:35.365
4	15.139	1:36.547
6	15.271	1:35.548
11	16.942	1:37.109
67	17.027	1:36.729
33	19.856	1:36.973
39	22.546	1:38.899
5	23.058	1:37.541
40	24.884	1:37.709
8	24.974	1:37.714
38	26.292	1:38.260
23	27.116	1:38.286
19	33.829	1:40.629
27	40.102	1:39.594
117	45.366	1:42.252
92	47.182	1:43.385
36	47.335	1:43.307
47	47.740	1:43.095
1	48.584	1:43.691
147	49.656	1:43.595
68	50.958	1:43.490

LAP 5		
NO	BEHIND	LAP TIME

7		1:32.041
---	--	----------

LAP 2		
NO	BEHIND	LAP TIME

7		1:32.807
119	1.798	1:34.104
96	5.022	1:35.619
46	5.464	1:35.883
64	5.515	1:35.230
14	6.139	1:35.662
11	7.033	1:37.013
67	7.257	1:35.955
4	7.366	1:35.905
155	8.577	1:35.372
6	9.037	1:35.534
39	9.795	1:37.788
33	9.896	1:36.219
5	12.409	1:38.111
40	13.540	1:39.808
8	13.624	1:38.241
38	14.767	1:39.303
23	15.385	1:39.780
19	17.213	1:40.739
92	23.838	1:43.867
117	23.922	1:43.284
47	24.169	1:43.651
27	24.326	1:43.381
36	24.915	1:43.386
1	25.622	1:43.718
147	27.313	1:45.188
68	27.842	1:45.070

Weather / Track : Cloudy / Dry

Results can be found at www.tsl-timing.com

Brands Hatch GP
Circuit Length = 2.4332 miles
Start: 17:14 Flag 17:22 End: 17:23

Printed - 17:24 Saturday, 17 August 2013

BMCRC-MRO Championships 2013 - Brands Hatch GP

Team Respro MRO 600 inc Clubman 600

RACE 15 - LAP ANALYSIS

DIFF = Difference To Personal Best Lap

P1 7 James LODGE				
LAP	LAP TIME	DIFF	MPH	TIME OF DAY
1 -	1:39.590	7.549	87.95	17:16:31.617
2 -	1:32.807	0.766	94.38	17:18:04.424
3 -	1:32.708 (3)	0.667	94.48	17:19:37.132
4 -	1:32.130 (2)	0.089	95.08	17:21:09.262
5 -	1:32.041 (1)		95.17	17:22:41.303

P2 119 Dan HELYER				
LAP	LAP TIME	DIFF	MPH	TIME OF DAY
1 -	1:40.091	6.155	87.51	17:16:32.118
2 -	1:34.104 (2)	0.168	93.08	17:18:06.222
3 -	1:33.936 (1)		93.25	17:19:40.158
4 -	1:34.184 (3)	0.248	93.00	17:21:14.342
5 -	1:36.305	2.369	90.95	17:22:50.647

P3 64 Ashley BUXTON				
LAP	LAP TIME	DIFF	MPH	TIME OF DAY
1 -	1:42.682	8.635	85.30	17:16:34.709
2 -	1:35.230 (3)	1.183	91.98	17:18:09.939
3 -	1:35.303	1.256	91.91	17:19:45.242
4 -	1:35.062 (2)	1.015	92.14	17:21:20.304
5 -	1:34.047 (1)		93.14	17:22:54.351

P4 96 Martin TURNER				
LAP	LAP TIME	DIFF	MPH	TIME OF DAY
1 -	1:41.800	7.450	86.04	17:16:33.827
2 -	1:35.619	1.269	91.61	17:18:09.446
3 -	1:35.613 (3)	1.263	91.61	17:19:45.059
4 -	1:35.384 (2)	1.034	91.83	17:21:20.443
5 -	1:34.350 (1)		92.84	17:22:54.793

P5 46 David HEAL				
LAP	LAP TIME	DIFF	MPH	TIME OF DAY
1 -	1:41.978	7.177	85.89	17:16:34.005
2 -	1:35.883	1.082	91.35	17:18:09.888
3 -	1:35.521 (3)	0.720	91.70	17:19:45.409
4 -	1:35.312 (2)	0.511	91.90	17:21:20.721
5 -	1:34.801 (1)		92.40	17:22:55.522

P6 14 Chris BURRAGE				
LAP	LAP TIME	DIFF	MPH	TIME OF DAY
1 -	1:42.874	7.702	85.15	17:16:34.901
2 -	1:35.662	0.490	91.57	17:18:10.563
3 -	1:35.540 (2)	0.368	91.68	17:19:46.103
4 -	1:35.578 (3)	0.406	91.65	17:21:21.681
5 -	1:35.172 (1)		92.04	17:22:56.853

P7 155 James EDWARDS				
LAP	LAP TIME	DIFF	MPH	TIME OF DAY
1 -	1:45.602	11.140	82.95	17:16:37.629
2 -	1:35.372 (3)	0.910	91.84	17:18:13.001
3 -	1:35.653	1.191	91.57	17:19:48.654
4 -	1:35.365 (2)	0.903	91.85	17:21:24.019
5 -	1:34.462 (1)		92.73	17:22:58.481

DIFF = Difference To Personal Best Lap

P8 6 Ali BLACK				
LAP	LAP TIME	DIFF	MPH	TIME OF DAY
1 -	1:45.900	11.143	82.71	17:16:37.927
2 -	1:35.534 (3)	0.777	91.69	17:18:13.461
3 -	1:35.524 (2)	0.767	91.70	17:19:48.985
4 -	1:35.548	0.791	91.68	17:21:24.533
5 -	1:34.757 (1)		92.44	17:22:59.290

P9 4 Neil DOVE				
LAP	LAP TIME	DIFF	MPH	TIME OF DAY
1 -	1:43.858	7.953	84.34	17:16:35.885
2 -	1:35.905 (1)		91.33	17:18:11.790
3 -	1:36.064 (2)	0.159	91.18	17:19:47.854
4 -	1:36.547	0.642	90.73	17:21:24.401
5 -	1:36.365 (3)	0.460	90.90	17:23:00.766

P10 33 Greg WRIGHT				
LAP	LAP TIME	DIFF	MPH	TIME OF DAY
1 -	1:46.074	9.855	82.58	17:16:38.101
2 -	1:36.219 (1)		91.04	17:18:14.320
3 -	1:37.825	1.606	89.54	17:19:52.145
4 -	1:36.973 (2)	0.754	90.33	17:21:29.118
5 -	1:37.580 (3)	1.361	89.77	17:23:06.988

P11 39 Steve KING				
LAP	LAP TIME	DIFF	MPH	TIME OF DAY
1 -	1:44.404	6.616	83.90	17:16:36.431
2 -	1:37.788 (1)		89.57	17:18:14.219
3 -	1:38.690 (3)	0.902	88.76	17:19:52.909
4 -	1:38.899	1.111	88.57	17:21:31.808
5 -	1:38.630 (2)	0.842	88.81	17:23:10.438

P12 5 Aaron CLARKE				
LAP	LAP TIME	DIFF	MPH	TIME OF DAY
1 -	1:46.695	9.154	82.10	17:16:38.722
2 -	1:38.111 (3)	0.570	89.28	17:18:16.833
3 -	1:37.946 (2)	0.405	89.43	17:19:54.779
4 -	1:37.541 (1)		89.80	17:21:32.320
5 -	1:38.181	0.640	89.22	17:23:10.501

P13 40 David SHELVEY				
LAP	LAP TIME	DIFF	MPH	TIME OF DAY
1 -	1:46.129	8.420	82.53	17:16:38.156
2 -	1:39.808	2.099	87.76	17:18:17.964
3 -	1:38.473 (2)	0.764	88.95	17:19:56.437
4 -	1:37.709 (1)		89.65	17:21:34.146
5 -	1:38.490 (3)	0.781	88.94	17:23:12.636

P14 11 Nick HOBDEN				
LAP	LAP TIME	DIFF	MPH	TIME OF DAY
1 -	1:42.417	5.404	85.53	17:16:34.444
2 -	1:37.013 (1)		90.29	17:18:11.457
3 -	1:37.638	0.625	89.71	17:19:49.095
4 -	1:37.109 (2)	0.096	90.20	17:21:26.204
5 -	1:37.421 (3)	0.408	89.91	17:23:03.625

Weather / Track : Cloudy / Dry

Brands Hatch GP

Circuit Length = 2.4332 miles

Start: 17:14 Flag 17:22 End: 17:23

BMCRC-MRO Championships 2013 - Brands Hatch GP

Team Respro MRO 600 inc Clubman 600

RACE 15 - LAP ANALYSIS

DIFF = Difference To Personal Best Lap

P15 38 Dean CHAPMAN				
LAP	LAP TIME	DIFF	MPH	TIME OF DAY
1 -	1:47.861	9.769	81.21	17:16:39.888
2 -	1:39.303	1.211	88.21	17:18:19.191
3 -	1:38.103 (2)	0.011	89.29	17:19:57.294
4 -	1:38.260 (3)	0.168	89.14	17:21:35.554
5 -	1:38.092 (1)		89.30	17:23:13.646

P16 8 Laurence DOVE				
LAP	LAP TIME	DIFF	MPH	TIME OF DAY
1 -	1:47.780	10.066	81.27	17:16:39.807
2 -	1:38.241 (2)	0.527	89.16	17:18:18.048
3 -	1:38.474 (3)	0.760	88.95	17:19:56.522
4 -	1:37.714 (1)		89.64	17:21:34.236
5 -	1:39.518	1.804	88.02	17:23:13.754

P17 67 Ross HUMPHRIES				
LAP	LAP TIME	DIFF	MPH	TIME OF DAY
1 -	1:43.699	7.744	84.47	17:16:35.726
2 -	1:35.955 (1)		91.29	17:18:11.681
3 -	1:37.879	1.924	89.49	17:19:49.560
4 -	1:36.729 (2)	0.774	90.56	17:21:26.289
5 -	1:37.573 (3)	1.618	89.77	17:23:03.862

P18 23 Chris MITCHELL				
LAP	LAP TIME	DIFF	MPH	TIME OF DAY
1 -	1:48.002	9.719	81.10	17:16:40.029
2 -	1:39.780 (3)	1.497	87.79	17:18:19.809
3 -	1:38.283 (1)		89.12	17:19:58.092
4 -	1:38.286 (2)	0.003	89.12	17:21:36.378
5 -	1:39.849	1.566	87.73	17:23:16.227

P19 19 Michael CHURCH				
LAP	LAP TIME	DIFF	MPH	TIME OF DAY
1 -	1:48.871	8.242	80.46	17:16:40.898
2 -	1:40.739 (2)	0.110	86.95	17:18:21.637
3 -	1:40.825 (3)	0.196	86.88	17:20:02.462
4 -	1:40.629 (1)		87.05	17:21:43.091
5 -	1:41.289	0.660	86.48	17:23:24.380

P20 27 Matt COLES				
LAP	LAP TIME	DIFF	MPH	TIME OF DAY
1 -	1:53.342	14.450	77.28	17:16:45.369
2 -	1:43.381	4.489	84.73	17:18:28.750
3 -	1:41.020 (3)	2.128	86.71	17:20:09.770
4 -	1:39.594 (2)	0.702	87.95	17:21:49.364
5 -	1:38.892 (1)		88.57	17:23:28.256

P21 117 Patryk RYDZINSKI				
LAP	LAP TIME	DIFF	MPH	TIME OF DAY
1 -	1:53.035	10.783	77.49	17:16:45.062
2 -	1:43.284 (3)	1.032	84.81	17:18:28.346
3 -	1:44.030	1.778	84.20	17:20:12.376
4 -	1:42.252 (1)		85.66	17:21:54.628
5 -	1:42.407 (2)	0.155	85.53	17:23:37.035

DIFF = Difference To Personal Best Lap

P22 92 Ian NEWBY				
LAP	LAP TIME	DIFF	MPH	TIME OF DAY
1 -	1:52.368	9.501	77.95	17:16:44.395
2 -	1:43.867 (3)	1.000	84.33	17:18:28.262
3 -	1:44.797	1.930	83.58	17:20:13.059
4 -	1:43.385 (2)	0.518	84.73	17:21:56.444
5 -	1:42.867 (1)		85.15	17:23:39.311

P23 36 Andrew SCOTT				
LAP	LAP TIME	DIFF	MPH	TIME OF DAY
1 -	1:53.926	11.177	76.89	17:16:45.953
2 -	1:43.386 (3)	0.637	84.72	17:18:29.339
3 -	1:43.951	1.202	84.26	17:20:13.290
4 -	1:43.307 (2)	0.558	84.79	17:21:56.597
5 -	1:42.749 (1)		85.25	17:23:39.346

P24 47 Mark TROWELL				
LAP	LAP TIME	DIFF	MPH	TIME OF DAY
1 -	1:52.915	10.437	77.57	17:16:44.942
2 -	1:43.651 (3)	1.173	84.51	17:18:28.593
3 -	1:45.314	2.836	83.17	17:20:13.907
4 -	1:43.095 (2)	0.617	84.96	17:21:57.002
5 -	1:42.478 (1)		85.48	17:23:39.480

P25 1 Li-Jen HSIAO				
LAP	LAP TIME	DIFF	MPH	TIME OF DAY
1 -	1:54.301	12.440	76.63	17:16:46.328
2 -	1:43.718 (3)	1.857	84.45	17:18:30.046
3 -	1:44.109	2.248	84.14	17:20:14.155
4 -	1:43.691 (2)	1.830	84.48	17:21:57.846
5 -	1:41.861 (1)		85.99	17:23:39.707

P26 147 Sean CHASTON				
LAP	LAP TIME	DIFF	MPH	TIME OF DAY
1 -	1:54.522	11.454	76.48	17:16:46.549
2 -	1:45.188	2.120	83.27	17:18:31.737
3 -	1:43.586 (2)	0.518	84.56	17:20:15.323
4 -	1:43.595 (3)	0.527	84.55	17:21:58.918
5 -	1:43.068 (1)		84.99	17:23:41.986

P27 68 Gary RODWELL				
LAP	LAP TIME	DIFF	MPH	TIME OF DAY
1 -	1:55.169	12.205	76.06	17:16:47.196
2 -	1:45.070	2.106	83.37	17:18:32.266
3 -	1:44.464 (3)	1.500	83.85	17:20:16.730
4 -	1:43.490 (2)	0.526	84.64	17:22:00.220
5 -	1:42.964 (1)		85.07	17:23:43.184

P28 141 Ramone DURRANI				
LAP	LAP TIME	DIFF	MPH	TIME OF DAY
1 -	1:47.444 (1)		81.52	17:16:39.471

Weather / Track : Cloudy / Dry

BMCRC-MRO Championships 2013 - Brands Hatch GP

Team Respro MRO 600 inc Clubman 600

RACE 5 - GRID

ROW 8					29	56 Michael ROSE			
ROW 7		28	141 Ramone DURRANI	27	68 Gary RODWELL	26	147 Sean CHASTON	25	1 Li-Jen HSIAO
ROW 6	24	47 Mark TROWELL	23	36 Andrew SCOTT	22	92 Ian NEWBY	21	117 Patryk RYDZINSKI	
ROW 5		20	27 Matt COLES	19	19 Michael CHURCH	18	23 Chris MITCHELL	17	67 Ross HUMPHRIES
ROW 4	16	8 Laurence DOVE	15	38 Dean CHAPMAN	14	11 Nick HOBDEN	13	40 David SHELVEY	
ROW 3		12	5 Aaron CLARKE	11	39 Steve KING	10	33 Greg WRIGHT	9	4 Neil DOVE
ROW 2	8	6 Ali BLACK	7	155 James EDWARDS	6	14 Chris BURRAGE	5	46 David HEAL	
ROW 1		4	96 Martin TURNER	3	64 Ashley BUXTON	2	119 Dan HELYER	1	7 James LODGE
									Pole

Brands Hatch GP
Circuit Length = 2.4332 miles

These results are provisional until the conclusion of any judicial and technical matters.

Clerk Of Course :		Timekeeper :	
-------------------	--	--------------	--

Results can be found at www.tsl-timing.com

Printed - 17:26 Saturday, 17 August 2013



BMCRC-MRO Championships 2013 - Brands Hatch GP

Team Respro MRO 600 inc Clubman 600

RACE 5 - CLASSIFICATION

POS	NO	CL	PIC NAME	ENTRY	LAPS	TIME	GAP	DIFF	MPH	BEST	ON
1	64	C	1 Ashley BUXTON	Yamaha -	6	9:57.695			87.93	1:32.927	2
2	46		1 David HEAL	Triumph - Littlewood Fencing	6	9:57.814	0.119	0.119	87.91	1:34.489	2
3	6	C	2 Ali BLACK	Yamaha -	6	10:01.811	4.116	3.997	87.33	1:34.663	2
4	14		2 Chris BURRAGE	Yamaha - Chuck Readman/Seton	6	10:05.722	8.027	3.911	86.77	1:36.059	2
5	96		3 Martin TURNER	Yamaha - MSS Performance	6	10:09.308	11.613	3.586	86.26	1:36.029	2
6	4	C	3 Neil DOVE	Yamaha -	6	10:09.318	11.623	0.010	86.25	1:36.576	2
7	11	C	4 Nick HOBDEN	Triumph - Littlewood Fencing	6	10:09.830	12.135	0.512	86.18	1:35.924	2
8	5		4 Aaron CLARKE	Kawasaki - Vale Livestock	6	10:19.001	21.306	9.171	84.90	1:36.472	2
9	23	C	5 Chris MITCHELL	Triumph - Essex Performance	6	10:25.088	27.393	6.087	84.08	1:39.555	3
10	38	C	6 Dean CHAPMAN	Kawasaki -	6	10:30.362	32.667	5.274	83.37	1:39.844	3
11	141	C	7 Ramone DURRANI	Yamaha -	6	10:31.098	33.403	0.736	83.28	1:41.589	2
12	8	C	8 Laurence DOVE	Yamaha -	6	10:35.424	37.729	4.326	82.71	1:43.009	3
13	39		5 Steve KING	Yamaha - Planet Music	6	10:35.469	37.774	0.045	82.70	1:37.109	2
14	19	C	9 Michael CHURCH	Yamaha - MC Racing	6	10:50.968	53.273	15.499	80.73	1:43.787	3
15	147	C	10 Sean CHASTON	Yamaha - Hyside M/c's	6	10:55.072	57.377	4.104	80.23	1:43.667	2
16	1	C	11 Li-Jen HSIAO	Yamaha -	6	10:55.856	58.161	0.784	80.13	1:44.084	2
17	117	C	12 Patryk RYDZINSKI	Honda -	6	10:55.911	58.216	0.055	80.13	1:43.271	2
18	92	C	13 Ian NEWBY	Kawasaki -	6	11:03.509	1:05.814	7.598	79.21	1:44.893	2
19	36	C	14 Andrew SCOTT	Yamaha -	6	11:03.680	1:05.985	0.171	79.19	1:45.631	3
20	99	C	15 Jim COYLE	Triumph -	6	11:08.372	1:10.677	4.692	78.63	1:45.732	2
21	27	C	16 Matt COLES	Yamaha -	6	11:08.458	1:10.763	0.086	78.62	1:44.109	2
22	47		6 Mark TROWELL	Yamaha -	6	11:20.043	1:22.348	11.585	77.28	1:47.443	2
23	88		7 Bob HOELLEN	Triumph -	6	11:20.843	1:23.148	0.800	77.19	1:48.058	2

NOT CLASSIFIED

DNF	155		James EDWARDS	Yamaha - 3Gi/Go Racing	5	8:19.106	1 Lap	1 Lap	87.75	1:34.522	2
DNF	33	C	Greg WRIGHT	Triumph - Skid Marques Tyres	5	8:22.916	1 Lap	3.810	87.09	1:36.012	2
DNF	40		David SHELVEY	Suzuki - Seton Tuning	3	5:15.571	3 Laps	2 Laps	83.27	1:42.462	2
DNF	119		Dan HELYER	Triumph - Littlewood Fencing	2	3:11.624	4 Laps	1 Lap	91.42	1:33.135	2
DNF	7		James LODGE	Kawasaki - Earnshaws	1	1:39.121	5 Laps	1 Lap	88.37	1:39.121	1
DNF	61	C	Olly SAVAGE	Kawasaki -	1	1:49.731	5 Laps	10.610	79.82	1:49.731	1
DNF	10	C	Bradley ROBINSON	Triumph -	0						

FASTEST LAP

64	C	Ashley BUXTON	Yamaha -	2	1:32.927	94.26 mph	151.70 kph
119		Dan HELYER	Triumph - Littlewood Fencing	2	1:33.135	94.05 mph	151.36 kph

Brands Hatch GP

Circuit Length = 2.4332 miles

Start: 12:09 Flag 12:19 End: 12:21

Weather / Track : Cloudy / Dry

These results are provisional until the conclusion of any judicial and technical matters.

Clerk Of Course :	Timekeeper :
-------------------	--------------

Results can be found at www.tsl-timing.com

Printed - 12:21 Sunday, 18 August 2013



BMCRC-MRO Championships 2013 - Brands Hatch GP

Team Respro MRO 600 inc Clubman 600

RACE 5 - LAP CHART

LAP 1		
NO	BEHIND	LAP TIME

119		1:38.489
7	0.632	1:39.121
64	0.741	1:39.230
155	1.846	1:40.335
46	2.503	1:40.992
6	3.731	1:42.220
5	4.149	1:42.638
96	4.162	1:42.651
33	4.288	1:42.777
11	4.939	1:43.428
14	5.045	1:43.534
4	5.354	1:43.843
39	5.683	1:44.172
38	8.503	1:46.992
23	8.825	1:47.314
40	8.952	1:47.441
19	10.402	1:48.891
117	10.453	1:48.942
141	10.704	1:49.193
61	11.242	1:49.731
92	11.324	1:49.813
8	11.412	1:49.901
27	12.454	1:50.943
1	12.557	1:51.046
147	13.061	1:51.550
47	15.456	1:53.945
36	15.907	1:54.396
99	16.138	1:54.627
88	17.690	1:56.179

LAP 2		
NO	BEHIND	LAP TIME

119		1:33.135
64	0.533	1:32.927
155	3.233	1:34.522
46	3.857	1:34.489
6	5.259	1:34.663
96	7.056	1:36.029
33	7.165	1:36.012
5	7.486	1:36.472
11	7.728	1:35.924
14	7.969	1:36.059
4	8.795	1:36.576
39	9.657	1:37.109
38	15.775	1:40.407
23	16.123	1:40.433
40	18.279	1:42.462
141	19.158	1:41.589
117	20.589	1:43.271
19	21.812	1:44.545
8	22.241	1:43.964
92	23.082	1:44.893
27	23.428	1:44.109
1	23.506	1:44.084
147	23.593	1:43.667
36	28.470	1:45.698
99	28.735	1:45.732
47	29.764	1:47.443
88	32.613	1:48.058

LAP 3		
NO	BEHIND	LAP TIME

64		1:35.737
155	3.549	1:36.586
46	4.387	1:36.800
6	4.917	1:35.928
96	8.108	1:37.322
33	8.959	1:38.064
11	9.205	1:37.747
14	9.490	1:37.791
5	9.589	1:38.373
4	12.097	1:39.572
39	14.441	1:41.054
38	19.349	1:39.844
23	19.408	1:39.555
141	25.059	1:42.171
40	27.677	1:45.668
8	28.980	1:43.009
19	29.329	1:43.787
117	29.477	1:45.158
1	32.482	1:45.246
147	33.655	1:46.332
92	33.879	1:47.067
36	37.831	1:45.631
99	43.404	1:50.939
47	44.422	1:50.928
88	46.972	1:50.629
27	47.019	1:59.861

LAP 4		
NO	BEHIND	LAP TIME

64		1:41.233
46	5.512	1:42.358
6	5.587	1:41.903
155	7.056	1:44.740
96	9.962	1:43.087
33	10.250	1:42.524
11	10.407	1:42.435
14	10.811	1:42.554
4	12.384	1:41.520
5	13.551	1:45.195
23	21.817	1:43.642
39	21.948	1:48.740
38	22.669	1:44.553
141	26.966	1:43.140
8	32.793	1:45.046
19	34.428	1:46.332
1	38.267	1:47.018
117	38.353	1:50.109
147	41.424	1:49.002
36	45.074	1:48.476
92	45.249	1:52.603
99	56.992	1:54.821
47	57.581	1:54.392
27	57.664	1:51.878
88	58.608	1:52.869

LAP 5		
NO	BEHIND	LAP TIME

64		1:43.948
46	2.098	1:40.534
6	3.494	1:41.855
155	6.031	1:42.923

14	9.634	1:42.771
11	9.777	1:43.318
33	9.841	1:43.539
96	10.718	1:44.704
4	11.445	1:43.009
5	17.521	1:47.918
23	22.705	1:44.836
38	26.514	1:47.793
39	29.215	1:51.215
141	29.598	1:46.580
8	35.404	1:46.559
19	42.064	1:51.584
147	49.965	1:52.489
117	51.156	1:56.751
1	51.451	1:57.132
36	55.291	1:54.165
92	55.772	1:54.471
27	1:06.339	1:52.623
99	1:06.373	1:53.329
47	1:11.542	1:57.909
88	1:11.866	1:57.206

LAP 6		
NO	BEHIND	LAP TIME

64		1:44.620
46	0.119	1:42.641
6	4.116	1:45.242
14	8.027	1:43.013
96	11.613	1:45.515
4	11.623	1:44.798
11	12.135	1:46.978
5	21.306	1:48.405
23	27.393	1:49.308
38	32.667	1:50.773
141	33.403	1:48.425
8	37.729	1:46.945
39	37.774	1:53.179
19	53.273	1:55.829
147	57.377	1:52.032
1	58.161	1:51.330
117	58.216	1:51.680
92	1:05.814	1:54.662
36	1:05.985	1:55.314
99	1:10.677	1:48.924
27	1:10.763	1:49.044
47	1:22.348	1:55.426
88	1:23.148	1:55.902

Weather / Track : Cloudy / Dry

Results can be found at www.tsl-timing.com

Brands Hatch GP
Circuit Length = 2.4332 miles
Start: 12:09 Flag 12:19 End: 12:21

Printed - 12:22 Sunday, 18 August 2013

BMCRC-MRO Championships 2013 - Brands Hatch GP

Team Respro MRO 600 inc Clubman 600

RACE 5 - LAP ANALYSIS

DIFF = Difference To Personal Best Lap

P1 64 Ashley BUXTON				
LAP	LAP TIME	DIFF	MPH	TIME OF DAY
1 -	1:39.230 (3)	6.303	88.27	12:11:08.351
2 -	1:32.927 (1)		94.26	12:12:41.278
3 -	1:35.737 (2)	2.810	91.49	12:14:17.015
4 -	1:41.233	8.306	86.53	12:15:58.248
5 -	1:43.948	11.021	84.27	12:17:42.196
6 -	1:44.620	11.693	83.73	12:19:26.816

P2 46 David HEAL				
LAP	LAP TIME	DIFF	MPH	TIME OF DAY
1 -	1:40.992	6.503	86.73	12:11:10.113
2 -	1:34.489 (1)		92.70	12:12:44.602
3 -	1:36.800 (2)	2.311	90.49	12:14:21.402
4 -	1:42.358	7.869	85.58	12:16:03.760
5 -	1:40.534 (3)	6.045	87.13	12:17:44.294
6 -	1:42.641	8.152	85.34	12:19:26.935

P3 6 Ali BLACK				
LAP	LAP TIME	DIFF	MPH	TIME OF DAY
1 -	1:42.220	7.557	85.69	12:11:11.341
2 -	1:34.663 (1)		92.53	12:12:46.004
3 -	1:35.928 (2)	1.265	91.31	12:14:21.932
4 -	1:41.903	7.240	85.96	12:16:03.835
5 -	1:41.855 (3)	7.192	86.00	12:17:45.690
6 -	1:45.242	10.579	83.23	12:19:30.932

P4 14 Chris BURRAGE				
LAP	LAP TIME	DIFF	MPH	TIME OF DAY
1 -	1:43.534	7.475	84.60	12:11:12.655
2 -	1:36.059 (1)		91.19	12:12:48.714
3 -	1:37.791 (2)	1.732	89.57	12:14:26.505
4 -	1:42.554 (3)	6.495	85.41	12:16:09.059
5 -	1:42.771	6.712	85.23	12:17:51.830
6 -	1:43.013	6.954	85.03	12:19:34.843

P5 96 Martin TURNER				
LAP	LAP TIME	DIFF	MPH	TIME OF DAY
1 -	1:42.651 (3)	6.622	85.33	12:11:11.772
2 -	1:36.029 (1)		91.22	12:12:47.801
3 -	1:37.322 (2)	1.293	90.00	12:14:25.123
4 -	1:43.087	7.058	84.97	12:16:08.210
5 -	1:44.704	8.675	83.66	12:17:52.914
6 -	1:45.515	9.486	83.01	12:19:38.429

P6 4 Neil DOVE				
LAP	LAP TIME	DIFF	MPH	TIME OF DAY
1 -	1:43.843	7.267	84.35	12:11:12.964
2 -	1:36.576 (1)		90.70	12:12:49.540
3 -	1:39.572 (2)	2.996	87.97	12:14:29.112
4 -	1:41.520 (3)	4.944	86.28	12:16:10.632
5 -	1:43.009	6.433	85.03	12:17:53.641
6 -	1:44.798	8.222	83.58	12:19:38.439

P7 11 Nick HOBDEN				
LAP	LAP TIME	DIFF	MPH	TIME OF DAY
1 -	1:43.428	7.504	84.69	12:11:12.549
2 -	1:35.924 (1)		91.32	12:12:48.473

DIFF = Difference To Personal Best Lap

3 -	1:37.747 (2)	1.823	89.61	12:14:26.220
4 -	1:42.435 (3)	6.511	85.51	12:16:08.655
5 -	1:43.318	7.394	84.78	12:17:51.973
6 -	1:46.978	11.054	81.88	12:19:38.951

P8 5 Aaron CLARKE				
LAP	LAP TIME	DIFF	MPH	TIME OF DAY
1 -	1:42.638 (3)	6.166	85.34	12:11:11.759
2 -	1:36.472 (1)		90.80	12:12:48.231
3 -	1:38.373 (2)	1.901	89.04	12:14:26.604
4 -	1:45.195	8.723	83.27	12:16:11.799
5 -	1:47.918	11.446	81.17	12:17:59.717
6 -	1:48.405	11.933	80.80	12:19:48.122

P9 23 Chris MITCHELL				
LAP	LAP TIME	DIFF	MPH	TIME OF DAY
1 -	1:47.314	7.759	81.62	12:11:16.435
2 -	1:40.433 (2)	0.878	87.22	12:12:56.868
3 -	1:39.555 (1)		87.98	12:14:36.423
4 -	1:43.642 (3)	4.087	84.52	12:16:20.065
5 -	1:44.836	5.281	83.55	12:18:04.901
6 -	1:49.308	9.753	80.13	12:19:54.209

P10 38 Dean CHAPMAN				
LAP	LAP TIME	DIFF	MPH	TIME OF DAY
1 -	1:46.992	7.148	81.87	12:11:16.113
2 -	1:40.407 (2)	0.563	87.24	12:12:56.520
3 -	1:39.844 (1)		87.73	12:14:36.364
4 -	1:44.553 (3)	4.709	83.78	12:16:20.917
5 -	1:47.793	7.949	81.26	12:18:08.710
6 -	1:50.773	10.929	79.07	12:19:59.483

P11 141 Ramone DURRANI				
LAP	LAP TIME	DIFF	MPH	TIME OF DAY
1 -	1:49.193	7.604	80.22	12:11:18.314
2 -	1:41.589 (1)		86.22	12:12:59.903
3 -	1:42.171 (2)	0.582	85.73	12:14:42.074
4 -	1:43.140 (3)	1.551	84.93	12:16:25.214
5 -	1:46.580	4.991	82.19	12:18:11.794
6 -	1:48.425	6.836	80.79	12:20:00.219

P12 8 Laurence DOVE				
LAP	LAP TIME	DIFF	MPH	TIME OF DAY
1 -	1:49.901	6.892	79.70	12:11:19.022
2 -	1:43.964 (2)	0.955	84.25	12:13:02.986
3 -	1:43.009 (1)		85.03	12:14:45.995
4 -	1:45.046 (3)	2.037	83.39	12:16:31.041
5 -	1:46.559	3.550	82.20	12:18:17.600
6 -	1:46.945	3.936	81.90	12:20:04.545

P13 39 Steve KING				
LAP	LAP TIME	DIFF	MPH	TIME OF DAY
1 -	1:44.172 (3)	7.063	84.08	12:11:13.293
2 -	1:37.109 (1)		90.20	12:12:50.402
3 -	1:41.054 (2)	3.945	86.68	12:14:31.456
4 -	1:48.740	11.631	80.55	12:16:20.196
5 -	1:51.215	14.106	78.76	12:18:11.411
6 -	1:53.179	16.070	77.39	12:20:04.590

Weather / Track : Cloudy / Dry

Brands Hatch GP

Circuit Length = 2.4332 miles

Start: 12:09 Flag 12:19 End: 12:21

BMCRC-MRO Championships 2013 - Brands Hatch GP

Team Respro MRO 600 inc Clubman 600

RACE 5 - LAP ANALYSIS

DIFF = Difference To Personal Best Lap

P14 19 Michael CHURCH				
LAP	LAP TIME	DIFF	MPH	TIME OF DAY
1 -	1:48.891	5.104	80.44	12:11:18.012
2 -	1:44.545 (2)	0.758	83.79	12:13:02.557
3 -	1:43.787 (1)		84.40	12:14:46.344
4 -	1:46.332 (3)	2.545	82.38	12:16:32.676
5 -	1:51.584	7.797	78.50	12:18:24.260
6 -	1:55.829	12.042	75.62	12:20:20.089

P15 147 Sean CHASTON				
LAP	LAP TIME	DIFF	MPH	TIME OF DAY
1 -	1:51.550	7.883	78.52	12:11:20.671
2 -	1:43.667 (1)		84.49	12:13:04.338
3 -	1:46.332 (2)	2.665	82.38	12:14:50.670
4 -	1:49.002 (3)	5.335	80.36	12:16:39.672
5 -	1:52.489	8.822	77.87	12:18:32.161
6 -	1:52.032	8.365	78.19	12:20:24.193

P16 1 Li-Jen HSIAO				
LAP	LAP TIME	DIFF	MPH	TIME OF DAY
1 -	1:51.046	6.962	78.88	12:11:20.167
2 -	1:44.084 (1)		84.16	12:13:04.251
3 -	1:45.246 (2)	1.162	83.23	12:14:49.497
4 -	1:47.018 (3)	2.934	81.85	12:16:36.515
5 -	1:57.132	13.048	74.78	12:18:33.647
6 -	1:51.330	7.246	78.68	12:20:24.977

P17 117 Patryk RYDZINSKI				
LAP	LAP TIME	DIFF	MPH	TIME OF DAY
1 -	1:48.942 (3)	5.671	80.40	12:11:18.063
2 -	1:43.271 (1)		84.82	12:13:01.334
3 -	1:45.158 (2)	1.887	83.30	12:14:46.492
4 -	1:50.109	6.838	79.55	12:16:36.601
5 -	1:56.751	13.480	75.03	12:18:33.352
6 -	1:51.680	8.409	78.43	12:20:25.032

P18 92 Ian NEWBY				
LAP	LAP TIME	DIFF	MPH	TIME OF DAY
1 -	1:49.813 (3)	4.920	79.77	12:11:18.934
2 -	1:44.893 (1)		83.51	12:13:03.827
3 -	1:47.067 (2)	2.174	81.81	12:14:50.894
4 -	1:52.603	7.710	77.79	12:16:43.497
5 -	1:54.471	9.578	76.52	12:18:37.968
6 -	1:54.662	9.769	76.39	12:20:32.630

P19 36 Andrew SCOTT				
LAP	LAP TIME	DIFF	MPH	TIME OF DAY
1 -	1:54.396	8.765	76.57	12:11:23.517
2 -	1:45.698 (2)	0.067	82.87	12:13:09.215
3 -	1:45.631 (1)		82.92	12:14:54.846
4 -	1:48.476 (3)	2.845	80.75	12:16:43.322
5 -	1:54.165	8.534	76.72	12:18:37.487
6 -	1:55.314	9.683	75.96	12:20:32.801

P20 99 Jim COYLE				
LAP	LAP TIME	DIFF	MPH	TIME OF DAY
1 -	1:54.627	8.895	76.42	12:11:23.748
2 -	1:45.732 (1)		82.84	12:13:09.480

DIFF = Difference To Personal Best Lap

3 -	1:50.939 (3)	5.207	78.96	12:15:00.419
4 -	1:54.821	9.089	76.29	12:16:55.240
5 -	1:53.329	7.597	77.29	12:18:48.569
6 -	1:48.924 (2)	3.192	80.42	12:20:37.493

P21 27 Matt COLES				
LAP	LAP TIME	DIFF	MPH	TIME OF DAY
1 -	1:50.943 (3)	6.834	78.95	12:11:20.064
2 -	1:44.109 (1)		84.14	12:13:04.173
3 -	1:59.861	15.752	73.08	12:15:04.034
4 -	1:51.878	7.769	78.29	12:16:55.912
5 -	1:52.623	8.514	77.78	12:18:48.535
6 -	1:49.044 (2)	4.935	80.33	12:20:37.579

P22 47 Mark TROWELL				
LAP	LAP TIME	DIFF	MPH	TIME OF DAY
1 -	1:53.945 (3)	6.502	76.87	12:11:23.066
2 -	1:47.443 (1)		81.53	12:13:10.509
3 -	1:50.928 (2)	3.485	78.96	12:15:01.437
4 -	1:54.392	6.949	76.57	12:16:55.829
5 -	1:57.909	10.466	74.29	12:18:53.738
6 -	1:55.426	7.983	75.89	12:20:49.164

P23 88 Bob HOELLEN				
LAP	LAP TIME	DIFF	MPH	TIME OF DAY
1 -	1:56.179	8.121	75.39	12:11:25.300
2 -	1:48.058 (1)		81.06	12:13:13.358
3 -	1:50.629 (2)	2.571	79.18	12:15:03.987
4 -	1:52.869 (3)	4.811	77.61	12:16:56.856
5 -	1:57.206	9.148	74.73	12:18:54.062
6 -	1:55.902	7.844	75.57	12:20:49.964

P24 155 James EDWARDS				
LAP	LAP TIME	DIFF	MPH	TIME OF DAY
1 -	1:40.335 (3)	5.813	87.30	12:11:09.456
2 -	1:34.522 (1)		92.67	12:12:43.978
3 -	1:36.586 (2)	2.064	90.69	12:14:20.564
4 -	1:44.740	10.218	83.63	12:16:05.304
5 -	1:42.923	8.401	85.11	12:17:48.227

P25 33 Greg WRIGHT				
LAP	LAP TIME	DIFF	MPH	TIME OF DAY
1 -	1:42.777	6.765	85.23	12:11:11.898
2 -	1:36.012 (1)		91.23	12:12:47.910
3 -	1:38.064 (2)	2.052	89.32	12:14:25.974
4 -	1:42.524 (3)	6.512	85.44	12:16:08.498
5 -	1:43.539	7.527	84.60	12:17:52.037

P26 40 David SHELVEY				
LAP	LAP TIME	DIFF	MPH	TIME OF DAY
1 -	1:47.441 (3)	4.979	81.53	12:11:16.562
2 -	1:42.462 (1)		85.49	12:12:59.024
3 -	1:45.668 (2)	3.206	82.89	12:14:44.692

P27 119 Dan HELYER				
LAP	LAP TIME	DIFF	MPH	TIME OF DAY
1 -	1:38.489 (2)	5.354	88.94	12:11:07.610
2 -	1:33.135 (1)		94.05	12:12:40.745

Weather / Track : Cloudy / Dry

Brands Hatch GP

Circuit Length = 2.4332 miles

Start: 12:09 Flag 12:19 End: 12:21

BMCRC-MRO Championships 2013 - Brands Hatch GP

Team Respro MRO 600 inc Clubman 600

RACE 5 - LAP ANALYSIS

DIFF = Difference To Personal Best Lap

P28 7 James LODGE				
LAP	LAP TIME	DIFF	MPH	TIME OF DAY
1 -	1:39.121 (1)		88.37	12:11:08.242

P29 61 Oilly SAVAGE				
LAP	LAP TIME	DIFF	MPH	TIME OF DAY
1 -	1:49.731 (1)		79.82	12:11:18.852

BMCRC-MRO Championships 2013 - Brands Hatch GP

Team Respro MRO 600 inc Clubman 600

RACE 15 - GRID

ROW 8			30	10	Bradley ROBINSON	29	61	Olly SAVAGE				
ROW 7	28	7	James LODGE	27	119	Dan HELYER	26	40	David SHELVEY	25	33	Greg WRIGHT
ROW 6	24	155	James EDWARDS	23	88	Bob HOELLEN	22	47	Mark TROWELL	21	27	Matt COLES
ROW 5	20	99	Jim COYLE	19	36	Andrew SCOTT	18	92	Ian NEWBY	17	117	Patryk RYDZINSKI
ROW 4	16	1	Li-Jen HSIAO	15	147	Sean CHASTON	14	19	Michael CHURCH	13	39	Steve KING
ROW 3	12	8	Laurence DOVE	11	141	Ramone DURRANI	10	38	Dean CHAPMAN	9	23	Chris MITCHELL
ROW 2	8	5	Aaron CLARKE	7	11	Nick HOBDEN	6	4	Neil DOVE	5	96	Martin TURNER
ROW 1	4	14	Chris BURRAGE	3	6	Ali BLACK	2	46	David HEAL	1	64	Ashley BUXTON
												Pole

Brands Hatch GP
Circuit Length = 2.4332 miles

These results are provisional until the conclusion of any judicial and technical matters.

Clerk Of Course :		Timekeeper :	
-------------------	--	--------------	--

Results can be found at www.tsl-timing.com

Printed - 12:24 Sunday, 18 August 2013



BMCRC-MRO Championships 2013 - Brands Hatch GP

Team Respro MRO 600 inc Clubman 600

RACE 15 - CLASSIFICATION

POS	NO	CL	PIC NAME	ENTRY	LAPS	TIME	GAP	DIFF	MPH	BEST	ON
1	64	C	1 Ashley BUXTON	Yamaha -	4	6:20.629			92.05	1:33.783	3
2	46		1 David HEAL	Triumph - Littlewood Fencing	4	6:22.098	1.469	1.469	91.70	1:33.894	3
3	14		2 Chris BURRAGE	Yamaha - Chuck Readman/Seton	4	6:22.832	2.203	0.734	91.52	1:34.184	3
4	5		3 Aaron CLARKE	Kawasaki - Vale Livestock	4	6:27.389	6.760	4.557	90.44	1:34.941	3
5	96		4 Martin TURNER	Yamaha - MSS Performance	4	6:27.680	7.051	0.291	90.38	1:34.847	3
6	33	C	2 Greg WRIGHT	Triumph - Skid Marques Tyres	4	6:31.861	11.232	4.181	89.41	1:35.592	3
7	11	C	3 Nick HOBDEN	Triumph - Littlewood Fencing	4	6:32.823	12.194	0.962	89.19	1:35.547	2
8	119 *		5 Dan HELYER	Triumph - Littlewood Fencing	4	6:33.961	13.332	1.138	88.94	1:33.084	4
9	4	C	4 Neil DOVE	Yamaha -	4	6:36.773	16.144	2.812	88.31	1:36.952	2
10	39		6 Steve KING	Yamaha - Planet Music	4	6:37.402	16.773	0.629	88.17	1:37.043	2
11	40		7 David SHELVEY	Suzuki - Seton Tuning	4	6:37.578	16.949	0.176	88.13	1:36.585	3
12	141	C	5 Ramone DURRANI	Yamaha -	4	6:38.418	17.789	0.840	87.94	1:37.379	4
13	38	C	6 Dean CHAPMAN	Kawasaki -	4	6:41.345	20.716	2.927	87.30	1:38.359	3
14	8	C	7 Laurence DOVE	Yamaha -	4	6:41.391	20.762	0.046	87.29	1:38.236	2
15	19	C	8 Michael CHURCH	Yamaha - MC Racing	4	6:46.858	26.229	5.467	86.12	1:39.358	3
16	99	C	9 Jim COYLE	Triumph -	4	6:47.173	26.544	0.315	86.05	1:39.391	4
17	27	C	10 Matt COLES	Yamaha -	4	6:49.174	28.545	2.001	85.63	1:40.054	3
18	92	C	11 Ian NEWBY	Kawasaki -	4	6:51.835	31.206	2.661	85.08	1:40.490	2
19	117	C	12 Patryk RYDZINSKI	Honda -	4	6:51.984	31.355	0.149	85.05	1:40.455	2
20	147	C	13 Sean CHASTON	Yamaha - Hyside M/c's	4	6:55.622	34.993	3.638	84.30	1:41.374	2
21	47		8 Mark TROWELL	Yamaha -	4	6:58.713	38.084	3.091	83.68	1:41.209	4
22	36	C	14 Andrew SCOTT	Yamaha -	4	7:00.875	40.246	2.162	83.25	1:42.797	2
23	1	C	15 Li-Jen HSIAO	Yamaha -	4	7:01.218	40.589	0.343	83.18	1:42.850	4
24	88		9 Bob HOELLEN	Triumph -	4	7:21.129	1:00.500	19.911	79.43	1:48.324	2
NOT CLASSIFIED											
DNF	6	C	Ali BLACK	Yamaha -	4	6:25.236	4.607		90.95	1:34.388	4
DNF	155		James EDWARDS	Yamaha - 3Gi/Go Racing	4	6:30.266	9.637	5.030	89.78	1:34.980	3
DNF	7		James LODGE	Kawasaki - Earnshaws	3	4:46.334	1 Lap	1 Lap	91.77	1:32.033	3
DNF	23	C	Chris MITCHELL	Triumph - Essex Performance	2	3:25.182	2 Laps	1 Lap	85.38	1:39.361	2

FASTEST LAP

7			James LODGE	Kawasaki - Earnshaws	3	1:32.033			95.18 mph	153.17 kph
64	C		Ashley BUXTON	Yamaha -	3	1:33.783			93.40 mph	150.32 kph

* Bike 119 - 10 second penalty for reckless riding
Race stopped

Brands Hatch GP
Circuit Length = 2.4332 miles
Start: 16:09 Flag 16:16 End: 16:19

Weather / Track : Cloudy / Dry

These results are provisional until the conclusion of any judicial and technical matters.

Clerk Of Course :	Timekeeper :
-------------------	--------------

Results can be found at www.tsl-timing.com

Printed - 16:21 Sunday, 18 August 2013



BMCRC-MRO Championships 2013 - Brands Hatch GP

Team Respro MRO 600 inc Clubman 600

RACE 15 - LAP CHART

LAP 1			LAP 3		
NO	BEHIND	LAP TIME	NO	BEHIND	LAP TIME
64		1:38.475	7		1:32.033
46	0.796	1:39.271	64	0.132	1:33.783
14	1.362	1:39.837	46	1.373	1:33.894
6	2.605	1:41.080	14	2.111	1:34.184
5	3.116	1:41.591	6	4.514	1:34.625
96	3.529	1:42.004	119	4.543	1:34.011
7	3.624	1:42.099	5	5.392	1:34.941
11	4.013	1:42.488	96	5.623	1:34.847
119	4.534	1:43.009	155	8.665	1:34.980
33	5.725	1:44.200	11	8.695	1:36.994
39	6.062	1:44.537	33	9.098	1:35.592
4	6.233	1:44.708	4	12.597	1:37.271
38	6.318	1:44.793	39	13.031	1:37.785
155	6.366	1:44.841	40	14.351	1:36.585
141	6.725	1:45.200	141	14.705	1:38.088
23	7.346	1:45.821	38	16.082	1:38.359
8	7.467	1:45.942	8	16.351	1:38.507
40	7.570	1:46.045	19	21.093	1:39.358
19	9.343	1:47.818	99	21.448	1:39.531
99	9.611	1:48.086	27	22.574	1:40.054
27	10.130	1:48.605	92	24.520	1:41.027
92	10.862	1:49.337	117	24.581	1:40.760
117	11.225	1:49.700	147	26.795	1:41.508
147	11.772	1:50.247	36	30.999	1:43.474
36	12.587	1:51.062	47	31.170	1:42.748
1	13.016	1:51.491	1	32.034	1:42.974
47	13.530	1:52.005	88	45.906	1:48.779
88	16.662	1:55.137			

LAP 2			LAP 4		
NO	BEHIND	LAP TIME	NO	BEHIND	LAP TIME
64		1:34.208	64		1:34.163
46	1.130	1:34.542	46	1.469	1:34.391
14	1.578	1:34.424	14	2.203	1:34.387
7	1.618	1:32.202	119	3.332	1:33.084
6	3.540	1:35.143	6	4.607	1:34.388
5	4.102	1:35.194	5	6.760	1:35.663
119	4.183	1:33.857	96	7.051	1:35.723
96	4.427	1:35.106	155	9.637	1:35.267
11	5.352	1:35.547	33	11.232	1:36.429
33	7.157	1:35.640	11	12.194	1:37.794
155	7.336	1:35.178	4	16.144	1:37.842
39	8.897	1:37.043	39	16.773	1:38.037
4	8.977	1:36.952	40	16.949	1:36.893
141	10.268	1:37.751	141	17.789	1:37.379
38	11.374	1:39.264	38	20.716	1:38.929
40	11.417	1:38.055	8	20.762	1:38.706
8	11.495	1:38.236	19	26.229	1:39.431
23	12.499	1:39.361	99	26.544	1:39.391
19	15.386	1:40.251	27	28.545	1:40.266
99	15.568	1:40.165	92	31.206	1:40.981
27	16.171	1:40.249	117	31.355	1:41.069
92	17.144	1:40.490	147	34.993	1:42.493
117	17.472	1:40.455	47	38.084	1:41.209
147	18.938	1:41.374	36	40.246	1:43.542
36	21.176	1:42.797	1	40.589	1:42.850
47	22.073	1:42.751	88	1:00.500	1:48.889
1	22.711	1:43.903			
88	30.778	1:48.324			

Weather / Track : Cloudy / Dry

Results can be found at www.tsl-timing.com

Brands Hatch GP
Circuit Length = 2.4332 miles
Start: 16:09 Flag 16:16 End: 16:19

Printed - 16:22 Sunday, 18 August 2013

BMCRC-MRO Championships 2013 - Brands Hatch GP

Team Respro MRO 600 inc Clubman 600

RACE 15 - LAP ANALYSIS

DIFF = Difference To Personal Best Lap

P1 64 Ashley BUXTON				
LAP	LAP TIME	DIFF	MPH	TIME OF DAY
1 -	1:38.475	4.692	88.95	16:11:33.793
2 -	1:34.208 (3)	0.425	92.98	16:13:08.001
3 -	1:33.783 (1)		93.40	16:14:41.784
4 -	1:34.163 (2)	0.380	93.02	16:16:15.947

P2 46 David HEAL				
LAP	LAP TIME	DIFF	MPH	TIME OF DAY
1 -	1:39.271	5.377	88.24	16:11:34.589
2 -	1:34.542 (3)	0.648	92.65	16:13:09.131
3 -	1:33.894 (1)		93.29	16:14:43.025
4 -	1:34.391 (2)	0.497	92.80	16:16:17.416

P3 14 Chris BURRAGE				
LAP	LAP TIME	DIFF	MPH	TIME OF DAY
1 -	1:39.837	5.653	87.74	16:11:35.155
2 -	1:34.424 (3)	0.240	92.77	16:13:09.579
3 -	1:34.184 (1)		93.00	16:14:43.763
4 -	1:34.387 (2)	0.203	92.80	16:16:18.150

P4 5 Aaron CLARKE				
LAP	LAP TIME	DIFF	MPH	TIME OF DAY
1 -	1:41.591	6.650	86.22	16:11:36.909
2 -	1:35.194 (2)	0.253	92.02	16:13:12.103
3 -	1:34.941 (1)		92.26	16:14:47.044
4 -	1:35.663 (3)	0.722	91.56	16:16:22.707

P5 96 Martin TURNER				
LAP	LAP TIME	DIFF	MPH	TIME OF DAY
1 -	1:42.004	7.157	85.87	16:11:37.322
2 -	1:35.106 (2)	0.259	92.10	16:13:12.428
3 -	1:34.847 (1)		92.35	16:14:47.275
4 -	1:35.723 (3)	0.876	91.51	16:16:22.998

P6 33 Greg WRIGHT				
LAP	LAP TIME	DIFF	MPH	TIME OF DAY
1 -	1:44.200	8.608	84.06	16:11:39.518
2 -	1:35.640 (2)	0.048	91.59	16:13:15.158
3 -	1:35.592 (1)		91.63	16:14:50.750
4 -	1:36.429 (3)	0.837	90.84	16:16:27.179

P7 11 Nick HOBDEN				
LAP	LAP TIME	DIFF	MPH	TIME OF DAY
1 -	1:42.488	6.941	85.47	16:11:37.806
2 -	1:35.547 (1)		91.68	16:13:13.353
3 -	1:36.994 (2)	1.447	90.31	16:14:50.347
4 -	1:37.794 (3)	2.247	89.57	16:16:28.141

P8 119 Dan HELYER				
LAP	LAP TIME	DIFF	MPH	TIME OF DAY
1 -	1:43.009	9.925	85.03	16:11:38.327
2 -	1:33.857 (2)	0.773	93.33	16:13:12.184
3 -	1:34.011 (3)	0.927	93.17	16:14:46.195
4 -	1:33.084 (1)		94.10	16:16:19.279

DIFF = Difference To Personal Best Lap

P9 4 Neil DOVE				
LAP	LAP TIME	DIFF	MPH	TIME OF DAY
1 -	1:44.708	7.756	83.65	16:11:40.026
2 -	1:36.952 (1)		90.35	16:13:16.978
3 -	1:37.271 (2)	0.319	90.05	16:14:54.249
4 -	1:37.842 (3)	0.890	89.53	16:16:32.091

P10 39 Steve KING				
LAP	LAP TIME	DIFF	MPH	TIME OF DAY
1 -	1:44.537	7.494	83.79	16:11:39.855
2 -	1:37.043 (1)		90.26	16:13:16.898
3 -	1:37.785 (2)	0.742	89.58	16:14:54.683
4 -	1:38.037 (3)	0.994	89.35	16:16:32.720

P11 40 David SHELVEY				
LAP	LAP TIME	DIFF	MPH	TIME OF DAY
1 -	1:46.045	9.460	82.60	16:11:41.363
2 -	1:38.055 (3)	1.470	89.33	16:13:19.418
3 -	1:36.585 (1)		90.69	16:14:56.003
4 -	1:36.893 (2)	0.308	90.40	16:16:32.896

P12 141 Ramone DURRANI				
LAP	LAP TIME	DIFF	MPH	TIME OF DAY
1 -	1:45.200	7.821	83.26	16:11:40.518
2 -	1:37.751 (2)	0.372	89.61	16:13:18.269
3 -	1:38.088 (3)	0.709	89.30	16:14:56.357
4 -	1:37.379 (1)		89.95	16:16:33.736

P13 38 Dean CHAPMAN				
LAP	LAP TIME	DIFF	MPH	TIME OF DAY
1 -	1:44.793	6.434	83.59	16:11:40.111
2 -	1:39.264 (3)	0.905	88.24	16:13:19.375
3 -	1:38.359 (1)		89.05	16:14:57.734
4 -	1:38.929 (2)	0.570	88.54	16:16:36.663

P14 8 Laurence DOVE				
LAP	LAP TIME	DIFF	MPH	TIME OF DAY
1 -	1:45.942	7.706	82.68	16:11:41.260
2 -	1:38.236 (1)		89.17	16:13:19.496
3 -	1:38.507 (2)	0.271	88.92	16:14:58.003
4 -	1:38.706 (3)	0.470	88.74	16:16:36.709

P15 19 Michael CHURCH				
LAP	LAP TIME	DIFF	MPH	TIME OF DAY
1 -	1:47.818	8.460	81.24	16:11:43.136
2 -	1:40.251 (3)	0.893	87.37	16:13:23.387
3 -	1:39.358 (1)		88.16	16:15:02.745
4 -	1:39.431 (2)	0.073	88.09	16:16:42.176

P16 99 Jim COYLE				
LAP	LAP TIME	DIFF	MPH	TIME OF DAY
1 -	1:48.086	8.695	81.04	16:11:43.404
2 -	1:40.165 (3)	0.774	87.45	16:13:23.569
3 -	1:39.531 (2)	0.140	88.01	16:15:03.100
4 -	1:39.391 (1)		88.13	16:16:42.491

Weather / Track : Cloudy / Dry

Brands Hatch GP

Circuit Length = 2.4332 miles

Start: 16:09 Flag 16:16 End: 16:19

BMCRC-MRO Championships 2013 - Brands Hatch GP

Team Respro MRO 600 inc Clubman 600

RACE 15 - LAP ANALYSIS

DIFF = Difference To Personal Best Lap

P17 27 Matt COLES				
LAP	LAP TIME	DIFF	MPH	TIME OF DAY
1 -	1:48.605	8.551	80.65	16:11:43.923
2 -	1:40.249 (2)	0.195	87.38	16:13:24.172
3 -	1:40.054 (1)		87.55	16:15:04.226
4 -	1:40.266 (3)	0.212	87.36	16:16:44.492

P18 92 Ian NEWBY				
LAP	LAP TIME	DIFF	MPH	TIME OF DAY
1 -	1:49.337	8.847	80.11	16:11:44.655
2 -	1:40.490 (1)		87.17	16:13:25.145
3 -	1:41.027 (3)	0.537	86.70	16:15:06.172
4 -	1:40.981 (2)	0.491	86.74	16:16:47.153

P19 117 Patryk RYDZINSKI				
LAP	LAP TIME	DIFF	MPH	TIME OF DAY
1 -	1:49.700	9.245	79.85	16:11:45.018
2 -	1:40.455 (1)		87.20	16:13:25.473
3 -	1:40.760 (2)	0.305	86.93	16:15:06.233
4 -	1:41.069 (3)	0.614	86.67	16:16:47.302

P20 147 Sean CHASTON				
LAP	LAP TIME	DIFF	MPH	TIME OF DAY
1 -	1:50.247	8.873	79.45	16:11:45.565
2 -	1:41.374 (1)		86.41	16:13:26.939
3 -	1:41.508 (2)	0.134	86.29	16:15:08.447
4 -	1:42.493 (3)	1.119	85.46	16:16:50.940

P21 47 Mark TROWELL				
LAP	LAP TIME	DIFF	MPH	TIME OF DAY
1 -	1:52.005	10.796	78.20	16:11:47.323
2 -	1:42.751 (3)	1.542	85.25	16:13:30.074
3 -	1:42.748 (2)	1.539	85.25	16:15:12.822
4 -	1:41.209 (1)		86.55	16:16:54.031

P22 36 Andrew SCOTT				
LAP	LAP TIME	DIFF	MPH	TIME OF DAY
1 -	1:51.062	8.265	78.87	16:11:46.380
2 -	1:42.797 (1)		85.21	16:13:29.177
3 -	1:43.474 (2)	0.677	84.65	16:15:12.651
4 -	1:43.542 (3)	0.745	84.60	16:16:56.193

P23 1 Li-Jen HSIAO				
LAP	LAP TIME	DIFF	MPH	TIME OF DAY
1 -	1:51.491	8.641	78.56	16:11:46.809
2 -	1:43.903 (3)	1.053	84.30	16:13:30.712
3 -	1:42.974 (2)	0.124	85.06	16:15:13.686
4 -	1:42.850 (1)		85.17	16:16:56.536

P24 88 Bob HOELLEN				
LAP	LAP TIME	DIFF	MPH	TIME OF DAY
1 -	1:55.137	6.813	76.08	16:11:50.455
2 -	1:48.324 (1)		80.86	16:13:38.779
3 -	1:48.779 (2)	0.455	80.52	16:15:27.558
4 -	1:48.889 (3)	0.565	80.44	16:17:16.447

DIFF = Difference To Personal Best Lap

P25 6 Ali BLACK				
LAP	LAP TIME	DIFF	MPH	TIME OF DAY
1 -	1:41.080	6.692	86.66	16:11:36.398
2 -	1:35.143 (3)	0.755	92.07	16:13:11.541
3 -	1:34.625 (2)	0.237	92.57	16:14:46.166
4 -	1:34.388 (1)		92.80	16:16:20.554

P26 155 James EDWARDS				
LAP	LAP TIME	DIFF	MPH	TIME OF DAY
1 -	1:44.841	9.861	83.55	16:11:40.159
2 -	1:35.178 (2)	0.198	92.03	16:13:15.337
3 -	1:34.980 (1)		92.22	16:14:50.317
4 -	1:35.267 (3)	0.287	91.95	16:16:25.584

P27 7 James LODGE				
LAP	LAP TIME	DIFF	MPH	TIME OF DAY
1 -	1:42.099 (3)	10.066	85.79	16:11:37.417
2 -	1:32.202 (2)	0.169	95.00	16:13:09.619
3 -	1:32.033 (1)		95.18	16:14:41.652

P28 23 Chris MITCHELL				
LAP	LAP TIME	DIFF	MPH	TIME OF DAY
1 -	1:45.821 (2)	6.460	82.77	16:11:41.139
2 -	1:39.361 (1)		88.16	16:13:20.500

Weather / Track : Cloudy / Dry



MRO Minitwins inc Juniors & Rookies

**Round 7
Brands Hatch GP**

17th & 18th August 2013



Results Provided by Timing Solutions Ltd
www.tsl-timing.com

BMCRC-MRO Championships 2013 - Brands Hatch GP

MRO Minitwins inc Juniors & Rookies

QUALIFYING - CLASSIFICATION

POS	NO	CL	PIC NAME	ENTRY	TIME	ON	LAPS	GAP	DIFF	MPH
1	87		1 Simon SCHUG	Suzuki - MAK Fencing/More Moto	1:40.045	6	7			87.55
2	15	J	1 Adam CROSS	Suzuki - G C Haulage	1:40.957	7	7	0.912	0.912	86.76
3	88		2 Joe BUXTON	Suzuki -	1:41.666	7	7	1.621	0.709	86.16
4	121	R	1 Roger MARSH	Suzuki -	1:42.297	5	7	2.252	0.631	85.63
5	41	J	2 Luke HARRIS	Suzuki - K H Brickwork/Steve Jordan	1:42.872	4	7	2.827	0.575	85.15
6	95	J	3 Grant ROBERTSON	Suzuki -	1:42.965	7	7	2.920	0.093	85.07
7	54		3 Adam JAMISON	Suzuki -	1:43.007	4	7	2.962	0.042	85.04
8	19		4 Kevin LILLEY	Suzuki - T.C. Repair & Supply	1:43.431	4	7	3.386	0.424	84.69
9	8		5 Gerrard SPEAR	Suzuki - Team V Speed	1:43.478	5	7	3.433	0.047	84.65
10	112	J	4 James NAGY	Suzuki - Mad 4 Bikes	1:44.288	7	7	4.243	0.810	83.99
11	12		6 Russell TAYLOR	Suzuki -	1:44.406	7	7	4.361	0.118	83.90
12	98		7 Steve TOPPING	Suzuki - Nutsmoto	1:44.519	5	7	4.474	0.113	83.81
13	82		8 Matt HINNELLS	Suzuki - Nutsmoto	1:44.969	4	7	4.924	0.450	83.45
14	10		9 Bradley ROBINSON	Suzuki -	1:45.253	4	7	5.208	0.284	83.22
15	85		10 Justin KELLY	Suzuki -	1:45.505	6	7	5.460	0.252	83.02
16	62		11 Paul WHEATLEY	Suzuki -	1:45.558	5	6	5.513	0.053	82.98
17	75	R	2 Leigh BRADBURY	Suzuki -	1:45.763	6	7	5.718	0.205	82.82
18	52		12 Paul JOHNSTON	Suzuki - Epayme	1:46.246	6	7	6.201	0.483	82.44
19	5	R	3 Barry MANTELL	Suzuki - Swedish Car Connection	1:46.869	6	7	6.824	0.623	81.96
20	30	R	4 Richard GOODE	Suzuki - Worcester Petroleum	1:47.361	4	6	7.316	0.492	81.59
21	74		13 Mark HAZELGROVE	Suzuki - Lynx Networks	1:47.580	7	7	7.535	0.219	81.42
22	37		14 Steve WILSON	Suzuki -	1:48.553	5	6	8.508	0.973	80.69
23	28	R	5 Dominic VEASEY	Suzuki -	1:49.304	5	6	9.259	0.751	80.14
24	3	J	5 Marcus NEWALL	Suzuki -	1:49.578	4	5	9.533	0.274	79.94
25	45	R	6 Ricardo GARROTE	Suzuki -	1:49.750	4	6	9.705	0.172	79.81
26	4	J	6 Connor MOODY	Suzuki -	1:49.854	3	5	9.809	0.104	79.74
27	73	R	7 Vince LEWIN	Suzuki -	1:50.117	4	6	10.072	0.263	79.55
28	20	R	8 Jose TOUCEDA	Suzuki - Cell2	1:50.176	4	6	10.131	0.059	79.50
29	92	R	9 Matt LAST	Suzuki - Beck & Pollitzer	1:50.372	4	6	10.327	0.196	79.36
30	43		15 Julian ENTICKNAP	Suzuki - Assesstech	1:50.422	3	3	10.377	0.050	79.33
31	51	R	10 Theo RUTTER	Suzuki -	1:51.675	4	6	11.630	1.253	78.44
32	9		16 Charlie SADLER	Suzuki -	1:51.755	3	6	11.710	0.080	78.38
33	39	R	11 Rob WILLIAMS	Suzuki -	1:52.331	6	6	12.286	0.576	77.98
34	50		17 Andrew LING	Suzuki -	1:52.941	5	6	12.896	0.610	77.56
35	169		18 Rob MILES	Suzuki - Ilkeston Printers/ Jtek Instruments	1:54.328	5	6	14.283	1.387	76.62
36	44	R	12 Jenny ANDERSON	Suzuki -	1:54.509	4	6	14.464	0.181	76.49
37	23	R	13 Claire BECKETT	Suzuki -	1:58.996	5	6	18.951	4.487	73.61

Brands Hatch GP

Circuit Length = 2.4332 miles

Start: 09:18 Flag 09:30 End: 09:32

Weather / Track : Cloudy / Dry

These results are provisional until the conclusion of any judicial and technical matters.

Clerk Of Course :

Timekeeper :

Results can be found at www.tsl-timing.com

Printed - 09:32 Saturday, 17 August 2013



BMCRC-MRO Championships 2013 - Brands Hatch GP

MRO Minitwins inc Juniors & Rookies

QUALIFYING - LAP ANALYSIS

DIFF = Difference To Personal Best Lap

P1 87 Simon SCHUG				
LAP	LAP TIME	DIFF	MPH	TIME OF DAY
1 -	1:43.485	3.440	84.64	09:21:00.074
2 -	1:41.048 (3)	1.003	86.68	09:22:41.122
3 -	1:41.800	1.755	86.04	09:24:22.922
4 -	1:41.092	1.047	86.65	09:26:04.014
5 -	1:40.447 (2)	0.402	87.20	09:27:44.461
6 -	1:40.045 (1)		87.55	09:29:24.506
7 -	1:42.522	2.477	85.44	09:31:07.028

P2 15 Adam CROSS				
LAP	LAP TIME	DIFF	MPH	TIME OF DAY
1 -	1:46.662	5.705	82.12	09:21:09.621
2 -	1:44.738	3.781	83.63	09:22:54.359
3 -	1:44.356	3.399	83.94	09:24:38.715
4 -	1:43.042	2.085	85.01	09:26:21.757
5 -	1:42.248 (2)	1.291	85.67	09:28:04.005
6 -	1:42.592 (3)	1.635	85.38	09:29:46.597
7 -	1:40.957 (1)		86.76	09:31:27.554

P3 88 Joe BUXTON				
LAP	LAP TIME	DIFF	MPH	TIME OF DAY
1 -	1:47.682	6.016	81.34	09:21:07.682
2 -	1:44.896	3.230	83.50	09:22:52.578
3 -	1:44.567	2.901	83.77	09:24:37.145
4 -	1:42.970	1.304	85.07	09:26:20.115
5 -	1:42.932 (3)	1.266	85.10	09:28:03.047
6 -	1:42.199 (2)	0.533	85.71	09:29:45.246
7 -	1:41.666 (1)		86.16	09:31:26.912

P4 121 Roger MARSH				
LAP	LAP TIME	DIFF	MPH	TIME OF DAY
1 -	1:45.657	3.360	82.90	09:21:10.958
2 -	1:44.333	2.036	83.96	09:22:55.291
3 -	1:44.594	2.297	83.75	09:24:39.885
4 -	1:44.329	2.032	83.96	09:26:24.214
5 -	1:42.297 (1)		85.63	09:28:06.511
6 -	1:42.571 (2)	0.274	85.40	09:29:49.082
7 -	1:42.576 (3)	0.279	85.39	09:31:31.658

P5 41 Luke HARRIS				
LAP	LAP TIME	DIFF	MPH	TIME OF DAY
1 -	1:48.089	5.217	81.04	09:21:44.821
2 -	1:45.438	2.566	83.08	09:23:30.259
3 -	1:45.035	2.163	83.39	09:25:15.294
4 -	1:42.872 (1)		85.15	09:26:58.166
5 -	1:43.232 (3)	0.360	84.85	09:28:41.398
6 -	1:43.620	0.748	84.53	09:30:25.018
7 -	1:43.191 (2)	0.319	84.88	09:32:08.209

P6 95 Grant ROBERTSON				
LAP	LAP TIME	DIFF	MPH	TIME OF DAY
1 -	1:47.553	4.588	81.44	09:21:07.601
2 -	1:45.331	2.366	83.16	09:22:52.932
3 -	1:45.264	2.299	83.21	09:24:38.196
4 -	1:43.389 (3)	0.424	84.72	09:26:21.585
5 -	1:43.504	0.539	84.63	09:28:05.089
6 -	1:43.291 (2)	0.326	84.80	09:29:48.380
7 -	1:42.965 (1)		85.07	09:31:31.345

DIFF = Difference To Personal Best Lap

P7 54 Adam JAMISON				
LAP	LAP TIME	DIFF	MPH	TIME OF DAY
1 -	1:47.484	4.477	81.49	09:21:18.550
2 -	1:45.409	2.402	83.10	09:23:03.959
3 -	1:43.464 (3)	0.457	84.66	09:24:47.423
4 -	1:43.007 (1)		85.04	09:26:30.430
5 -	1:44.179	1.172	84.08	09:28:14.609
6 -	1:43.080 (2)	0.073	84.98	09:29:57.689
7 -	1:43.599	0.592	84.55	09:31:41.288

P8 19 Kevin LILLEY				
LAP	LAP TIME	DIFF	MPH	TIME OF DAY
1 -	1:48.026	4.595	81.09	09:21:16.615
2 -	1:45.248	1.817	83.23	09:23:01.863
3 -	1:44.971	1.540	83.45	09:24:46.834
4 -	1:43.431 (1)		84.69	09:26:30.265
5 -	1:44.156 (3)	0.725	84.10	09:28:14.421
6 -	1:43.866 (2)	0.435	84.33	09:29:58.287
7 -	1:46.006	2.575	82.63	09:31:44.293

P9 8 Gerrard SPEAR				
LAP	LAP TIME	DIFF	MPH	TIME OF DAY
1 -	1:47.795	4.317	81.26	09:21:14.777
2 -	1:46.867	3.389	81.96	09:23:01.644
3 -	1:44.314	0.836	83.97	09:24:45.958
4 -	1:44.165 (3)	0.687	84.09	09:26:30.123
5 -	1:43.478 (1)		84.65	09:28:13.601
6 -	1:43.870 (2)	0.392	84.33	09:29:57.471
7 -	1:44.378	0.900	83.92	09:31:41.849

P10 112 James NAGY				
LAP	LAP TIME	DIFF	MPH	TIME OF DAY
1 -	1:48.955	4.667	80.39	09:21:16.398
2 -	1:47.365	3.077	81.58	09:23:03.763
3 -	1:45.578 (2)	1.290	82.97	09:24:49.341
4 -	1:46.063 (3)	1.775	82.59	09:26:35.404
5 -	1:46.139	1.851	82.53	09:28:21.543
6 -	1:46.665	2.377	82.12	09:30:08.208
7 -	1:44.288 (1)		83.99	09:31:52.496

P11 12 Russell TAYLOR				
LAP	LAP TIME	DIFF	MPH	TIME OF DAY
1 -	1:47.366	2.960	81.58	09:21:08.742
2 -	1:46.310	1.904	82.39	09:22:55.052
3 -	1:45.884	1.478	82.73	09:24:40.936
4 -	1:44.863 (3)	0.457	83.53	09:26:25.799
5 -	1:44.609 (2)	0.203	83.73	09:28:10.408
6 -	1:44.922	0.516	83.48	09:29:55.330
7 -	1:44.406 (1)		83.90	09:31:39.736

P12 98 Steve TOPPING				
LAP	LAP TIME	DIFF	MPH	TIME OF DAY
1 -	1:47.801	3.282	81.25	09:21:08.230
2 -	1:46.142	1.623	82.52	09:22:54.372
3 -	1:45.231 (2)	0.712	83.24	09:24:39.603
4 -	1:45.786 (3)	1.267	82.80	09:26:25.389
5 -	1:44.519 (1)		83.81	09:28:09.908
6 -	1:46.033	1.514	82.61	09:29:55.941

Weather / Track : Cloudy / Dry

Brands Hatch GP

Circuit Length = 2.4332 miles

Start: 09:18 Flag 09:30 End: 09:32

BMCRC-MRO Championships 2013 - Brands Hatch GP

MRO Minitwins inc Juniors & Rookies

QUALIFYING - LAP ANALYSIS

DIFF = Difference To Personal Best Lap

7 - 1:49.313 4.794 80.13 09:31:45.254

P13 82 Matt HINNELLS				
LAP	LAP TIME	DIFF	MPH	TIME OF DAY
1 -	1:47.361	2.392	81.59	09:21:08.070
2 -	1:45.316 (3)	0.347	83.17	09:22:53.386
3 -	1:45.845	0.876	82.76	09:24:39.231
4 -	1:44.969 (1)		83.45	09:26:24.200
5 -	1:45.237 (2)	0.268	83.23	09:28:09.437
6 -	1:46.971	2.002	81.88	09:29:56.408
7 -	1:45.790	0.821	82.80	09:31:42.198

P14 10 Bradley ROBINSON				
LAP	LAP TIME	DIFF	MPH	TIME OF DAY
1 -	1:49.082	3.829	80.30	09:21:16.237
2 -	1:48.123	2.870	81.01	09:23:04.360
3 -	1:45.711 (2)	0.458	82.86	09:24:50.071
4 -	1:45.253 (1)		83.22	09:26:35.324
5 -	1:46.016 (3)	0.763	82.62	09:28:21.340
6 -	1:46.039	0.786	82.60	09:30:07.379
7 -	1:46.420	1.167	82.31	09:31:53.799

P15 85 Justin KELLY				
LAP	LAP TIME	DIFF	MPH	TIME OF DAY
1 -	1:51.344	5.839	78.67	09:21:17.295
2 -	1:47.518	2.013	81.47	09:23:04.813
3 -	1:48.299	2.794	80.88	09:24:53.112
4 -	1:46.367 (3)	0.862	82.35	09:26:39.479
5 -	1:47.132	1.627	81.76	09:28:26.611
6 -	1:45.505 (1)		83.02	09:30:12.116
7 -	1:46.177 (2)	0.672	82.50	09:31:58.293

P16 62 Paul WHEATLEY				
LAP	LAP TIME	DIFF	MPH	TIME OF DAY
1 -	1:57.703	12.145	74.42	09:22:05.456
2 -	1:48.322	2.764	80.86	09:23:53.778
3 -	1:47.874	2.316	81.20	09:25:41.652
4 -	1:46.381 (3)	0.823	82.34	09:27:28.033
5 -	1:45.558 (1)		82.98	09:29:13.591
6 -	1:46.023 (2)	0.465	82.62	09:30:59.614

P17 75 Leigh BRADBURY				
LAP	LAP TIME	DIFF	MPH	TIME OF DAY
1 -	1:48.954	3.191	80.39	09:21:18.470
2 -	1:48.342	2.579	80.85	09:23:06.812
3 -	1:46.780	1.017	82.03	09:24:53.592
4 -	1:46.335 (3)	0.572	82.37	09:26:39.927
5 -	1:47.056	1.293	81.82	09:28:26.983
6 -	1:45.763 (1)		82.82	09:30:12.746
7 -	1:46.295 (2)	0.532	82.41	09:31:59.041

P18 52 Paul JOHNSTON				
LAP	LAP TIME	DIFF	MPH	TIME OF DAY
1 -	1:49.949	3.703	79.67	09:21:45.773
2 -	1:48.698	2.452	80.58	09:23:34.471
3 -	1:47.773	1.527	81.28	09:25:22.244
4 -	1:46.795 (3)	0.549	82.02	09:27:09.039
5 -	1:47.125	0.879	81.77	09:28:56.164
6 -	1:46.246 (1)		82.44	09:30:42.410

DIFF = Difference To Personal Best Lap

7 - 1:46.758 (2) 0.512 82.05 09:32:29.168

P19 5 Barry MANTELL				
LAP	LAP TIME	DIFF	MPH	TIME OF DAY
1 -	1:51.543	4.674	78.53	09:21:39.197
2 -	1:47.854 (3)	0.985	81.21	09:23:27.051
3 -	1:48.586	1.717	80.67	09:25:15.637
4 -	1:49.093	2.224	80.29	09:27:04.730
5 -	1:49.363	2.494	80.09	09:28:54.093
6 -	1:46.869 (1)		81.96	09:30:40.962
7 -	1:46.995 (2)	0.126	81.87	09:32:27.957

P20 30 Richard GOODE				
LAP	LAP TIME	DIFF	MPH	TIME OF DAY
1 -	1:54.452	7.091	76.53	09:21:53.137
2 -	1:52.003	4.642	78.21	09:23:45.140
3 -	1:51.788	4.427	78.36	09:25:36.928
4 -	1:47.361 (1)		81.59	09:27:24.289
5 -	1:48.641 (3)	1.280	80.63	09:29:12.930
6 -	1:47.586 (2)	0.225	81.42	09:31:00.516

P21 74 Mark HAZELGROVE				
LAP	LAP TIME	DIFF	MPH	TIME OF DAY
1 -	1:50.602	3.022	79.20	09:21:20.926
2 -	1:48.463	0.883	80.76	09:23:09.389
3 -	1:48.177	0.597	80.97	09:24:57.566
4 -	1:48.820	1.240	80.49	09:26:46.386
5 -	1:47.891 (3)	0.311	81.19	09:28:34.277
6 -	1:47.678 (2)	0.098	81.35	09:30:21.955
7 -	1:47.580 (1)		81.42	09:32:09.535

P22 37 Steve WILSON				
LAP	LAP TIME	DIFF	MPH	TIME OF DAY
1 -	1:50.601	2.048	79.20	09:21:47.045
2 -	1:50.922	2.369	78.97	09:23:37.967
3 -	1:49.534	0.981	79.97	09:25:27.501
4 -	1:48.862 (2)	0.309	80.46	09:27:16.363
5 -	1:48.553 (1)		80.69	09:29:04.916
6 -	1:49.358 (3)	0.805	80.10	09:30:54.274

P23 28 Dominic VEASEY				
LAP	LAP TIME	DIFF	MPH	TIME OF DAY
1 -	1:55.403	6.099	75.90	09:21:51.939
2 -	1:52.416	3.112	77.92	09:23:44.355
3 -	1:55.262	5.958	75.99	09:25:39.617
4 -	1:50.579 (2)	1.275	79.21	09:27:30.196
5 -	1:49.304 (1)		80.14	09:29:19.500
6 -	1:50.906 (3)	1.602	78.98	09:31:10.406

P24 3 Marcus NEWALL				
LAP	LAP TIME	DIFF	MPH	TIME OF DAY
1 -	1:55.294	5.716	75.97	09:21:30.704
2 -	1:53.347 (3)	3.769	77.28	09:23:24.051
3 -	1:50.596 (2)	1.018	79.20	09:25:14.647
4 -	1:49.578 (1)		79.94	09:27:04.225
5 -	1:53.957	4.379	76.86	09:28:58.182

Weather / Track : Cloudy / Dry

Brands Hatch GP

Circuit Length = 2.4332 miles

Start: 09:18 Flag 09:30 End: 09:32

BMCRC-MRO Championships 2013 - Brands Hatch GP

MRO Minitwins inc Juniors & Rookies

QUALIFYING - LAP ANALYSIS

DIFF = Difference To Personal Best Lap

P25 45 Ricardo GARROTE				
LAP	LAP TIME	DIFF	MPH	TIME OF DAY
1 -	1:55.741	5.991	75.68	09:21:51.159
2 -	1:51.741	1.991	78.39	09:23:42.900
3 -	1:50.953 (3)	1.203	78.95	09:25:33.853
4 -	1:49.750 (1)		79.81	09:27:23.603
5 -	1:50.071 (2)	0.321	79.58	09:29:13.674
6 -	1:51.111	1.361	78.83	09:31:04.785

P26 4 Connor MOODY				
LAP	LAP TIME	DIFF	MPH	TIME OF DAY
1 -	1:53.207 (3)	3.353	77.37	09:21:24.914
2 -	1:51.326 (2)	1.472	78.68	09:23:16.240
3 -	1:49.854 (1)		79.74	09:25:06.094
4 -	1:54.475	4.621	76.52	09:27:00.569
5 -	1:55.024	5.170	76.15	09:28:55.593

P27 73 Vince LEWIN				
LAP	LAP TIME	DIFF	MPH	TIME OF DAY
1 -	1:55.080	4.963	76.11	09:21:31.438
2 -	1:53.603	3.486	77.10	09:23:25.041
3 -	1:51.805	1.688	78.34	09:25:16.846
4 -	1:50.117 (1)		79.55	09:27:06.963
5 -	1:51.589 (3)	1.472	78.50	09:28:58.552
6 -	1:51.432 (2)	1.315	78.61	09:30:49.984

P28 20 Jose TOUCEDA				
LAP	LAP TIME	DIFF	MPH	TIME OF DAY
1 -	1:54.896	4.720	76.24	09:21:50.953
2 -	1:52.728	2.552	77.70	09:23:43.681
3 -	1:54.290	4.114	76.64	09:25:37.971
4 -	1:50.176 (1)		79.50	09:27:28.147
5 -	1:50.965 (3)	0.789	78.94	09:29:19.112
6 -	1:50.375 (2)	0.199	79.36	09:31:09.487

P29 92 Matt LAST				
LAP	LAP TIME	DIFF	MPH	TIME OF DAY
1 -	1:54.565	4.193	76.46	09:21:51.445
2 -	1:51.031 (3)	0.659	78.89	09:23:42.476
3 -	1:50.832 (2)	0.460	79.03	09:25:33.308
4 -	1:50.372 (1)		79.36	09:27:23.680
5 -	1:51.255	0.883	78.73	09:29:14.935
6 -	1:51.058	0.686	78.87	09:31:05.993

P30 43 Julian ENTICKNAP				
LAP	LAP TIME	DIFF	MPH	TIME OF DAY
1 -	1:52.810 (3)	2.388	77.65	09:21:27.569
2 -	1:50.552 (2)	0.130	79.23	09:23:18.121
3 -	1:50.422 (1)		79.33	09:25:08.543

P31 51 Theo RUTTER				
LAP	LAP TIME	DIFF	MPH	TIME OF DAY
1 -	1:59.039	7.364	73.58	09:21:39.703
2 -	1:54.011	2.336	76.83	09:23:33.714
3 -	1:53.676 (3)	2.001	77.05	09:25:27.390
4 -	1:51.675 (1)		78.44	09:27:19.065
5 -	1:52.010 (2)	0.335	78.20	09:29:11.075
6 -	1:54.779	3.104	76.31	09:31:05.854

DIFF = Difference To Personal Best Lap

P32 9 Charlie SADLER				
LAP	LAP TIME	DIFF	MPH	TIME OF DAY
1 -	1:56.029	4.274	75.49	09:23:03.893
2 -	1:52.817 (3)	1.062	77.64	09:24:56.710
3 -	1:51.755 (1)		78.38	09:26:48.465
4 -	1:52.361 (2)	0.606	77.96	09:28:40.826
5 -	1:56.925	5.170	74.91	09:30:37.751
6 -	1:53.530	1.775	77.15	09:32:31.281

P33 39 Rob WILLIAMS				
LAP	LAP TIME	DIFF	MPH	TIME OF DAY
1 -	2:05.067	12.736	70.04	09:22:24.532
2 -	2:06.543	14.212	69.22	09:24:31.075
3 -	1:59.483	7.152	73.31	09:26:30.558
4 -	1:56.440 (3)	4.109	75.23	09:28:26.998
5 -	1:54.293 (2)	1.962	76.64	09:30:21.291
6 -	1:52.331 (1)		77.98	09:32:13.622

P34 50 Andrew LING				
LAP	LAP TIME	DIFF	MPH	TIME OF DAY
1 -	1:55.190	2.249	76.04	09:21:55.078
2 -	1:54.941	2.000	76.21	09:23:50.019
3 -	1:54.335 (2)	1.394	76.61	09:25:44.354
4 -	1:55.321	2.380	75.96	09:27:39.675
5 -	1:52.941 (1)		77.56	09:29:32.616
6 -	1:54.769 (3)	1.828	76.32	09:31:27.385

P35 169 Rob MILES				
LAP	LAP TIME	DIFF	MPH	TIME OF DAY
1 -	2:02.448	8.120	71.53	09:21:43.071
2 -	1:59.496	5.168	73.30	09:23:42.567
3 -	1:58.377	4.049	73.99	09:25:40.944
4 -	1:55.717 (3)	1.389	75.70	09:27:36.661
5 -	1:54.328 (1)		76.62	09:29:30.989
6 -	1:55.119 (2)	0.791	76.09	09:31:26.108

P36 44 Jenny ANDERSON				
LAP	LAP TIME	DIFF	MPH	TIME OF DAY
1 -	2:00.498	5.989	72.69	09:22:05.772
2 -	1:57.869	3.360	74.31	09:24:03.641
3 -	1:56.112 (3)	1.603	75.44	09:25:59.753
4 -	1:54.509 (1)		76.49	09:27:54.262
5 -	1:56.567	2.058	75.14	09:29:50.829
6 -	1:55.915 (2)	1.406	75.57	09:31:46.744

P37 23 Claire BECKETT				
LAP	LAP TIME	DIFF	MPH	TIME OF DAY
1 -	2:02.708	3.712	71.38	09:22:08.499
2 -	2:01.719	2.723	71.96	09:24:10.218
3 -	2:00.399	1.403	72.75	09:26:10.617
4 -	2:00.122 (3)	1.126	72.92	09:28:10.739
5 -	1:58.996 (1)		73.61	09:30:09.735
6 -	1:59.065 (2)	0.069	73.57	09:32:08.800

Weather / Track : Cloudy / Dry

Brands Hatch GP

Circuit Length = 2.4332 miles

Start: 09:18 Flag 09:30 End: 09:32

BMCRC-MRO Championships 2013 - Brands Hatch GP

MRO Minitwins inc Juniors & Rookies

RACE 2 - GRID

ROW 10				37	23	Claire BECKETT	1:58.996									
ROW 9	36	44	Jenny ANDERSON	1:54.509	35	169	Rob MILES	1:54.328	34	50	Andrew LING	1:52.941	33	39	Rob WILLIAMS	1:52.331
ROW 8	32	9	Charlie SADLER	1:51.755	31	51	Theo RUTTER	1:51.675	30	43	Julian ENTICKNAP	1:50.422	29	92	Matt LAST	1:50.372
ROW 7	28	20	Jose TOUCEDA	1:50.176	27	73	Vince LEWIN	1:50.117	26	4	Connor MOODY	1:49.854	25	45	Ricardo GARROTE	1:49.750
ROW 6	24	3	Marcus NEWALL	1:49.578	23	28	Dominic VEASEY	1:49.304	22	37	Steve WILSON	1:48.553	21	74	Mark HAZELGROVE	1:47.580
ROW 5	20	30	Richard GOODE	1:47.361	19	5	Barry MANTELL	1:46.869	18	52	Paul JOHNSTON	1:46.246	17	75	Leigh BRADBURY	1:45.763
ROW 4	16	62	Paul WHEATLEY	1:45.558	15	85	Justin KELLY	1:45.505	14	10	Bradley ROBINSON	1:45.253	13	82	Matt HINNELLS	1:44.969
ROW 3	12	98	Steve TOPPING	1:44.519	11	12	Russell TAYLOR	1:44.406	10	112	James NAGY	1:44.288	9	8	Gerrard SPEAR	1:43.478
ROW 2	8	19	Kevin LILLEY	1:43.431	7	54	Adam JAMISON	1:43.007	6	95	Grant ROBERTSON	1:42.965	5	41	Luke HARRIS	1:42.872
ROW 1	4	121	Roger MARSH	1:42.297	3	88	Joe BUXTON	1:41.666	2	15	Adam CROSS	1:40.957	1	87	Simon SCHUG	1:40.045
																Pole

Brands Hatch GP
Circuit Length = 2.4332 miles

These results are provisional until the conclusion of any judicial and technical matters.

Clerk Of Course :		Timekeeper :	
-------------------	--	--------------	--

Results can be found at www.tsl-timing.com

Printed - 09:34 Saturday, 17 August 2013



BMCRC-MRO Championships 2013 - Brands Hatch GP

MRO Minitwins inc Juniors & Rookies

RACE 2 - CLASSIFICATION

POS	NO	CL	PIC NAME	ENTRY	LAPS	TIME	GAP	DIFF	MPH	BEST	ON
1	87		1 Simon SCHUG	Suzuki - MAK Fencing/More Moto	6	10:02.296			87.26	1:39.209	2
2	88		2 Joe BUXTON	Suzuki -	6	10:08.086	5.790	5.790	86.43	1:39.822	4
3	15	J	1 Adam CROSS	Suzuki - G C Haulage	6	10:08.251	5.955	0.165	86.41	1:39.564	2
4	41	J	2 Luke HARRIS	Suzuki - K H Brickwork/Steve Jordan	6	10:16.185	13.889	7.934	85.29	1:40.690	6
5	95	J	3 Grant ROBERTSON	Suzuki -	6	10:16.553	14.257	0.368	85.24	1:40.997	5
6	121	R	1 Roger MARSH	Suzuki -	6	10:17.226	14.930	0.673	85.15	1:41.084	6
7	112	J	4 James NAGY	Suzuki - Mad 4 Bikes	6	10:21.813	19.517	4.587	84.52	1:42.204	5
8	12		3 Russell TAYLOR	Suzuki -	6	10:22.806	20.510	0.993	84.39	1:41.971	5
9	8		4 Gerrard SPEAR	Suzuki - Team V Speed	6	10:22.870	20.574	0.064	84.38	1:41.931	4
10	82		5 Matt HINNELLS	Suzuki - Nutsmoto	6	10:23.130	20.834	0.260	84.34	1:42.015	4
11	85		6 Justin KELLY	Suzuki -	6	10:27.845	25.549	4.715	83.71	1:42.645	5
12	19		7 Kevin LILLEY	Suzuki - T.C. Repair & Supply	6	10:28.209	25.913	0.364	83.66	1:42.628	6
13	98		8 Steve TOPPING	Suzuki - Nutsmoto	6	10:29.177	26.881	0.968	83.53	1:43.037	5
14	10		9 Bradley ROBINSON	Suzuki -	6	10:29.352	27.056	0.175	83.51	1:42.746	2
15	54		10 Adam JAMISON	Suzuki -	6	10:33.470	31.174	4.118	82.96	1:42.203	3
16	62		11 Paul WHEATLEY	Suzuki -	6	10:38.732	36.436	5.262	82.28	1:44.154	2
17	30	R	2 Richard GOODE	Suzuki - Worcester Petroleum	6	10:39.877	37.581	1.145	82.13	1:44.853	6
18	5	R	3 Barry MANTELL	Suzuki - Swedish Car Connection	6	10:40.483	38.187	0.606	82.06	1:45.046	2
19	20	R	4 Jose TOUCEDA	Suzuki - Cell2	6	10:47.360	45.064	6.877	81.18	1:45.630	2
20	75	R	5 Leigh BRADBURY	Suzuki -	6	10:47.491	45.195	0.131	81.17	1:45.741	6
21	52		12 Paul JOHNSTON	Suzuki - Epayme	6	10:47.567	45.271	0.076	81.16	1:46.116	5
22	37		13 Steve WILSON	Suzuki -	6	10:47.649	45.353	0.082	81.15	1:45.810	6
23	92	R/J	6 Matt LAST	Suzuki - Beck & Pollitzer	6	10:48.080	45.784	0.431	81.09	1:45.664	6
24	74		14 Mark HAZELGROVE	Suzuki - Lynx Networks	6	10:49.415	47.119	1.335	80.93	1:45.919	6
25	4	J	5 Connor MOODY	Suzuki -	6	10:57.738	55.442	8.323	79.90	1:47.252	3
26	51	R	7 Theo RUTTER	Suzuki -	6	10:58.337	56.041	0.599	79.83	1:46.734	5
27	28	R	8 Dominic VEASEY	Suzuki -	6	11:00.305	58.009	1.968	79.59	1:47.519	5
28	43		15 Julian ENTICKNAP	Suzuki - Assesstech	6	11:08.176	1:05.880	7.871	78.66	1:48.581	4
29	73	R	9 Vince LEWIN	Suzuki -	6	11:09.504	1:07.208	1.328	78.50	1:47.822	6
30	45	R	10 Ricardo GARROTE	Suzuki -	6	11:13.001	1:10.705	3.497	78.09	1:49.261	4
31	50		16 Andrew LING	Suzuki -	6	11:13.062	1:10.766	0.061	78.08	1:49.391	6
32	169		17 Rob MILES	Suzuki - Ilkeston Printers/ Jtek Instruments	6	11:29.892	1:27.596	16.830	76.18	1:51.256	6
33	9		18 Charlie SADLER	Suzuki -	6	11:29.988	1:27.692	0.096	76.17	1:51.628	6
34	39	R	11 Rob WILLIAMS	Suzuki -	6	11:30.454	1:28.158	0.466	76.12	1:51.086	6
35	44	R	12 Jenny ANDERSON	Suzuki -	6	11:32.057	1:29.761	1.603	75.94	1:52.628	6
36	23	R	13 Claire BECKETT	Suzuki -	5	10:18.546	1 Lap	1 Lap	70.80	2:00.162	5

NOT CLASSIFIED

DNF	3	J	Marcus NEWALL	Suzuki -	1	1:57.758	5 Laps	4 Laps	74.38	1:57.758	1
-----	---	---	---------------	----------	---	----------	--------	--------	-------	----------	---

FASTEST LAP

87			Simon SCHUG	Suzuki - MAK Fencing/More Moto	2	1:39.209			88.29 mph	142.10 kph
15	J		Adam CROSS	Suzuki - G C Haulage	2	1:39.564			87.98 mph	141.59 kph
121	R		Roger MARSH	Suzuki -	6	1:41.084			86.65 mph	139.46 kph

Brands Hatch GP

Circuit Length = 2.4332 miles

Start: 12:55 Flag 13:05 End: 13:07

Weather / Track : Cloudy / Dry

These results are provisional until the conclusion of any judicial and technical matters.

Clerk Of Course :	Timekeeper :
-------------------	--------------

Results can be found at www.tsl-timing.com

Printed - 13:07 Saturday, 17 August 2013



BMCRC-MRO Championships 2013 - Brands Hatch GP

MRO Minitwins inc Juniors & Rookies

RACE 2 - LAP CHART

LAP 1		
NO	BEHIND	LAP TIME

87		1:44.870
88	2.055	1:46.925
15	2.834	1:47.704
121	2.860	1:47.730
95	3.333	1:48.203
41	4.150	1:49.020
112	4.254	1:49.124
82	4.560	1:49.430
12	5.202	1:50.072
8	5.440	1:50.310
19	6.496	1:51.366
85	6.575	1:51.445
98	6.926	1:51.796
5	7.740	1:52.610
10	7.938	1:52.808
30	8.457	1:53.327
52	9.229	1:54.099
62	9.439	1:54.309
37	9.911	1:54.781
54	10.044	1:54.914
75	11.154	1:56.024
20	11.501	1:56.371
74	11.823	1:56.693
4	12.461	1:57.331
92	12.603	1:57.473
3	12.888	1:57.758
43	13.655	1:58.525
28	13.915	1:58.785
51	14.150	1:59.020
45	15.986	2:00.856
73	16.492	2:01.362
50	17.106	2:01.976
9	18.380	2:03.250
169	18.802	2:03.672
39	19.972	2:04.842
44	20.354	2:05.224
23	24.772	2:09.642

LAP 2		
NO	BEHIND	LAP TIME

87		1:39.209
88	3.004	1:40.158
15	3.189	1:39.564
121	5.553	1:41.902
41	6.198	1:41.257
95	6.440	1:42.316
82	7.485	1:42.134
112	7.520	1:42.475
12	8.073	1:42.080
8	8.387	1:42.156
85	10.149	1:42.783
98	10.923	1:43.206
19	11.297	1:44.010
10	11.475	1:42.746
5	13.577	1:45.046
54	13.914	1:43.079
30	14.201	1:44.953
62	14.384	1:44.154
52	16.233	1:46.213
37	17.213	1:46.511
75	17.866	1:45.921
20	17.922	1:45.630

74	19.005	1:46.391
92	19.616	1:46.222
4	20.649	1:47.397
51	23.572	1:48.631
28	23.972	1:49.266
43	24.949	1:50.503
73	27.604	1:50.321
45	28.577	1:51.800
50	28.893	1:50.996
9	33.366	1:54.195
169	34.454	1:54.861
39	35.079	1:54.316
44	35.697	1:54.552
23	49.108	2:03.545

LAP 3		
NO	BEHIND	LAP TIME

87		1:39.285
15	3.893	1:39.989
88	4.027	1:40.308
121	8.375	1:42.107
41	8.629	1:41.716
95	8.696	1:41.541
112	10.642	1:42.407
82	11.444	1:43.244
8	12.089	1:42.987
12	12.231	1:43.443
85	15.149	1:44.285
19	15.335	1:43.323
98	15.778	1:44.140
10	16.222	1:44.032
54	16.832	1:42.203
5	19.721	1:45.429
30	20.298	1:45.382
62	20.522	1:45.423
52	23.370	1:46.422
20	24.331	1:45.694
75	25.425	1:46.844
37	25.946	1:48.018
74	26.373	1:46.653
92	26.683	1:46.352
4	28.616	1:47.252
51	33.027	1:48.740
28	33.435	1:48.748
43	34.373	1:48.709
73	38.427	1:50.108
45	39.215	1:49.923
50	39.883	1:50.275
9	47.682	1:53.601
169	48.924	1:53.755
39	49.477	1:53.683
44	49.997	1:53.585
23	1:13.194	2:03.371

LAP 4		
NO	BEHIND	LAP TIME

87		1:39.224
88	4.625	1:39.822
15	4.799	1:40.130
121	11.569	1:42.418
41	11.697	1:42.292
95	11.888	1:42.416
112	13.779	1:42.361
82	14.235	1:42.015

8	14.796	1:41.931
12	15.617	1:42.610
85	19.375	1:43.450
19	19.474	1:43.363
54	20.291	1:42.683
98	20.308	1:43.754
10	20.638	1:43.640
5	27.132	1:46.635
62	27.240	1:45.942
30	27.262	1:46.188
20	31.950	1:46.843
52	32.519	1:48.373
75	32.915	1:46.714
37	33.351	1:46.629
92	34.156	1:46.697
74	34.231	1:47.082
4	37.256	1:47.864
51	42.056	1:48.253
28	42.678	1:48.467
43	43.730	1:48.581
45	49.252	1:49.261
73	50.040	1:50.837
50	51.384	1:50.725
9	1:02.261	1:53.803
169	1:03.614	1:53.914
44	1:03.834	1:53.061
39	1:04.464	1:54.211
23	1:35.796	2:01.826

LAP 5		
NO	BEHIND	LAP TIME

87		1:39.440
88	5.487	1:40.302
15	5.730	1:40.371
95	13.445	1:40.997
41	13.467	1:41.210
121	14.114	1:41.985
112	16.543	1:42.204
82	17.619	1:42.824
8	17.731	1:42.375
12	18.148	1:41.971
85	22.580	1:42.645
19	23.553	1:43.519
98	23.905	1:43.037
10	23.981	1:42.783
54	24.263	1:43.412
62	32.212	1:44.412
5	32.950	1:45.258
30	32.996	1:45.174
20	39.114	1:46.604
52	39.195	1:46.116
75	39.722	1:46.247
37	39.811	1:45.900
92	40.388	1:45.672
74	41.468	1:46.677
4	46.143	1:48.327
51	49.350	1:46.734
28	50.757	1:47.519
43	54.097	1:49.807
45	59.353	1:49.541
73	59.654	1:49.054
50	1:01.643	1:49.699
9	1:16.332	1:53.511
169	1:16.608	1:52.434
39	1:17.340	1:52.316

LAP 6		
NO	BEHIND	LAP TIME

87		1:40.268
88	5.790	1:40.571
15	5.955	1:40.493
41	13.889	1:40.690
95	14.257	1:41.080
121	14.930	1:41.084
23	1 Lap	2:00.162
112	19.517	1:43.242
12	20.510	1:42.630
8	20.574	1:43.111
82	20.834	1:43.483
85	25.549	1:43.237
19	25.913	1:42.628
98	26.881	1:43.244
10	27.056	1:43.343
54	31.174	1:47.179
62	36.436	1:44.492
30	37.581	1:44.853
5	38.187	1:45.505
20	45.064	1:46.218
75	45.195	1:45.741
52	45.271	1:46.344
37	45.353	1:45.810
92	45.784	1:45.664
74	47.119	1:45.919
4	55.442	1:49.567
51	56.041	1:46.959
28	58.009	1:47.520
43	1:05.880	1:52.051
73	1:07.208	1:47.822
45	1:10.705	1:51.620
50	1:10.766	1:49.391
169	1:27.596	1:51.256
9	1:27.692	1:51.628
39	1:28.158	1:51.086
44	1:29.761	1:52.628

Weather / Track : Cloudy / Dry

Brands Hatch GP

Circuit Length = 2.4332 miles

Start: 12:55 Flag 13:05 End: 13:07

BMCRC-MRO Championships 2013 - Brands Hatch GP

MRO Minitwins inc Juniors & Rookies

RACE 2 - LAP ANALYSIS

DIFF = Difference To Personal Best Lap

P1 87 Simon SCHUG				
LAP	LAP TIME	DIFF	MPH	TIME OF DAY
1 -	1:44.870	5.661	83.52	12:57:06.739
2 -	1:39.209 (1)		88.29	12:58:45.948
3 -	1:39.285 (3)	0.076	88.22	13:00:25.233
4 -	1:39.224 (2)	0.015	88.28	13:02:04.457
5 -	1:39.440	0.231	88.09	13:03:43.897
6 -	1:40.268	1.059	87.36	13:05:24.165

P2 88 Joe BUXTON				
LAP	LAP TIME	DIFF	MPH	TIME OF DAY
1 -	1:46.925	7.103	81.92	12:57:08.794
2 -	1:40.158 (2)	0.336	87.46	12:58:48.952
3 -	1:40.308	0.486	87.32	13:00:29.260
4 -	1:39.822 (1)		87.75	13:02:09.082
5 -	1:40.302 (3)	0.480	87.33	13:03:49.384
6 -	1:40.571	0.749	87.10	13:05:29.955

P3 15 Adam CROSS				
LAP	LAP TIME	DIFF	MPH	TIME OF DAY
1 -	1:47.704	8.140	81.33	12:57:09.573
2 -	1:39.564 (1)		87.98	12:58:49.137
3 -	1:39.989 (2)	0.425	87.60	13:00:29.126
4 -	1:40.130 (3)	0.566	87.48	13:02:09.256
5 -	1:40.371	0.807	87.27	13:03:49.627
6 -	1:40.493	0.929	87.16	13:05:30.120

P4 41 Luke HARRIS				
LAP	LAP TIME	DIFF	MPH	TIME OF DAY
1 -	1:49.020	8.330	80.35	12:57:10.889
2 -	1:41.257 (3)	0.567	86.51	12:58:52.146
3 -	1:41.716	1.026	86.12	13:00:33.862
4 -	1:42.292	1.602	85.63	13:02:16.154
5 -	1:41.210 (2)	0.520	86.55	13:03:57.364
6 -	1:40.690 (1)		86.99	13:05:38.054

P5 95 Grant ROBERTSON				
LAP	LAP TIME	DIFF	MPH	TIME OF DAY
1 -	1:48.203	7.206	80.95	12:57:10.072
2 -	1:42.316	1.319	85.61	12:58:52.388
3 -	1:41.541 (3)	0.544	86.26	13:00:33.929
4 -	1:42.416	1.419	85.53	13:02:16.345
5 -	1:40.997 (1)		86.73	13:03:57.342
6 -	1:41.080 (2)	0.083	86.66	13:05:38.422

P6 121 Roger MARSH				
LAP	LAP TIME	DIFF	MPH	TIME OF DAY
1 -	1:47.730	6.646	81.31	12:57:09.599
2 -	1:41.902 (2)	0.818	85.96	12:58:51.501
3 -	1:42.107	1.023	85.79	13:00:33.608
4 -	1:42.418	1.334	85.53	13:02:16.026
5 -	1:41.985 (3)	0.901	85.89	13:03:58.011
6 -	1:41.084 (1)		86.65	13:05:39.095

P7 112 James NAGY				
LAP	LAP TIME	DIFF	MPH	TIME OF DAY
1 -	1:49.124	6.920	80.27	12:57:10.993
2 -	1:42.475	0.271	85.48	12:58:53.468

DIFF = Difference To Personal Best Lap

3 -	1:42.407 (3)	0.203	85.53	13:00:35.875
4 -	1:42.361 (2)	0.157	85.57	13:02:18.236
5 -	1:42.204 (1)		85.70	13:04:00.440
6 -	1:43.242	1.038	84.84	13:05:43.682

P8 12 Russell TAYLOR				
LAP	LAP TIME	DIFF	MPH	TIME OF DAY
1 -	1:50.072	8.101	79.58	12:57:11.941
2 -	1:42.080 (2)	0.109	85.81	12:58:54.021
3 -	1:43.443	1.472	84.68	13:00:37.464
4 -	1:42.610 (3)	0.639	85.37	13:02:20.074
5 -	1:41.971 (1)		85.90	13:04:02.045
6 -	1:42.630	0.659	85.35	13:05:44.675

P9 8 Gerrard SPEAR				
LAP	LAP TIME	DIFF	MPH	TIME OF DAY
1 -	1:50.310	8.379	79.41	12:57:12.179
2 -	1:42.156 (2)	0.225	85.74	12:58:54.335
3 -	1:42.987	1.056	85.05	13:00:37.322
4 -	1:41.931 (1)		85.93	13:02:19.253
5 -	1:42.375 (3)	0.444	85.56	13:04:01.628
6 -	1:43.111	1.180	84.95	13:05:44.739

P10 82 Matt HINNELLS				
LAP	LAP TIME	DIFF	MPH	TIME OF DAY
1 -	1:49.430	7.415	80.04	12:57:11.299
2 -	1:42.134 (2)	0.119	85.76	12:58:53.433
3 -	1:43.244	1.229	84.84	13:00:36.677
4 -	1:42.015 (1)		85.86	13:02:18.692
5 -	1:42.824 (3)	0.809	85.19	13:04:01.516
6 -	1:43.483	1.468	84.65	13:05:44.999

P11 85 Justin KELLY				
LAP	LAP TIME	DIFF	MPH	TIME OF DAY
1 -	1:51.445	8.800	78.60	12:57:13.314
2 -	1:42.783 (2)	0.138	85.22	12:58:56.097
3 -	1:44.285	1.640	83.99	13:00:40.382
4 -	1:43.450	0.805	84.67	13:02:23.832
5 -	1:42.645 (1)		85.34	13:04:06.477
6 -	1:43.237 (3)	0.592	84.85	13:05:49.714

P12 19 Kevin LILLEY				
LAP	LAP TIME	DIFF	MPH	TIME OF DAY
1 -	1:51.366	8.738	78.65	12:57:13.235
2 -	1:44.010	1.382	84.22	12:58:57.245
3 -	1:43.323 (2)	0.695	84.78	13:00:40.568
4 -	1:43.363 (3)	0.735	84.74	13:02:23.931
5 -	1:43.519	0.891	84.62	13:04:07.450
6 -	1:42.628 (1)		85.35	13:05:50.078

P13 98 Steve TOPPING				
LAP	LAP TIME	DIFF	MPH	TIME OF DAY
1 -	1:51.796	8.759	78.35	12:57:13.665
2 -	1:43.206 (2)	0.169	84.87	12:58:56.871
3 -	1:44.140	1.103	84.11	13:00:41.011
4 -	1:43.754	0.717	84.42	13:02:24.765
5 -	1:43.037 (1)		85.01	13:04:07.802
6 -	1:43.244 (3)	0.207	84.84	13:05:51.046

Weather / Track : Cloudy / Dry

BMCRC-MRO Championships 2013 - Brands Hatch GP

MRO Minitwins inc Juniors & Rookies

RACE 2 - LAP ANALYSIS

DIFF = Difference To Personal Best Lap

P14 10 Bradley ROBINSON				
LAP	LAP TIME	DIFF	MPH	TIME OF DAY
1 -	1:52.808	10.062	77.65	12:57:14.677
2 -	1:42.746 (1)		85.25	12:58:57.423
3 -	1:44.032	1.286	84.20	13:00:41.455
4 -	1:43.640	0.894	84.52	13:02:25.095
5 -	1:42.783 (2)	0.037	85.22	13:04:07.878
6 -	1:43.343 (3)	0.597	84.76	13:05:51.221

P15 54 Adam JAMISON				
LAP	LAP TIME	DIFF	MPH	TIME OF DAY
1 -	1:54.914	12.711	76.22	12:57:16.783
2 -	1:43.079 (3)	0.876	84.98	12:58:59.862
3 -	1:42.203 (1)		85.71	13:00:42.065
4 -	1:42.683 (2)	0.480	85.30	13:02:24.748
5 -	1:43.412	1.209	84.70	13:04:08.160
6 -	1:47.179	4.976	81.73	13:05:55.339

P16 62 Paul WHEATLEY				
LAP	LAP TIME	DIFF	MPH	TIME OF DAY
1 -	1:54.309	10.155	76.63	12:57:16.178
2 -	1:44.154 (1)		84.10	12:59:00.332
3 -	1:45.423	1.269	83.09	13:00:45.755
4 -	1:45.942	1.788	82.68	13:02:31.697
5 -	1:44.412 (2)	0.258	83.89	13:04:16.109
6 -	1:44.492 (3)	0.338	83.83	13:06:00.601

P17 30 Richard GOODE				
LAP	LAP TIME	DIFF	MPH	TIME OF DAY
1 -	1:53.327	8.474	77.29	12:57:15.196
2 -	1:44.953 (2)	0.100	83.46	12:59:00.149
3 -	1:45.382	0.529	83.12	13:00:45.531
4 -	1:46.188	1.335	82.49	13:02:31.719
5 -	1:45.174 (3)	0.321	83.28	13:04:16.893
6 -	1:44.853 (1)		83.54	13:06:01.746

P18 5 Barry MANTELL				
LAP	LAP TIME	DIFF	MPH	TIME OF DAY
1 -	1:52.610	7.564	77.78	12:57:14.479
2 -	1:45.046 (1)		83.39	12:58:59.525
3 -	1:45.429 (3)	0.383	83.08	13:00:44.954
4 -	1:46.635	1.589	82.14	13:02:31.589
5 -	1:45.258 (2)	0.212	83.22	13:04:16.847
6 -	1:45.505	0.459	83.02	13:06:02.352

P19 20 Jose TOUCEDA				
LAP	LAP TIME	DIFF	MPH	TIME OF DAY
1 -	1:56.371	10.741	75.27	12:57:18.240
2 -	1:45.630 (1)		82.92	12:59:03.870
3 -	1:45.694 (2)	0.064	82.87	13:00:49.564
4 -	1:46.843	1.213	81.98	13:02:36.407
5 -	1:46.604	0.974	82.17	13:04:23.011
6 -	1:46.218 (3)	0.588	82.47	13:06:09.229

P20 75 Leigh BRADBURY				
LAP	LAP TIME	DIFF	MPH	TIME OF DAY
1 -	1:56.024	10.283	75.49	12:57:17.893
2 -	1:45.921 (2)	0.180	82.70	12:59:03.814

DIFF = Difference To Personal Best Lap

3 -	1:46.844	1.103	81.98	13:00:50.658
4 -	1:46.714	0.973	82.08	13:02:37.372
5 -	1:46.247 (3)	0.506	82.44	13:04:23.619
6 -	1:45.741 (1)		82.84	13:06:09.360

P21 52 Paul JOHNSTON				
LAP	LAP TIME	DIFF	MPH	TIME OF DAY
1 -	1:54.099	7.983	76.77	12:57:15.968
2 -	1:46.213 (2)	0.097	82.47	12:59:02.181
3 -	1:46.422	0.306	82.31	13:00:48.603
4 -	1:48.373	2.257	80.83	13:02:36.976
5 -	1:46.116 (1)		82.54	13:04:23.092
6 -	1:46.344 (3)	0.228	82.37	13:06:09.436

P22 37 Steve WILSON				
LAP	LAP TIME	DIFF	MPH	TIME OF DAY
1 -	1:54.781	8.971	76.31	12:57:16.650
2 -	1:46.511 (3)	0.701	82.24	12:59:03.161
3 -	1:48.018	2.208	81.09	13:00:51.179
4 -	1:46.629	0.819	82.15	13:02:37.808
5 -	1:45.900 (2)	0.090	82.71	13:04:23.708
6 -	1:45.810 (1)		82.78	13:06:09.518

P23 92 Matt LAST				
LAP	LAP TIME	DIFF	MPH	TIME OF DAY
1 -	1:57.473	11.809	74.56	12:57:19.342
2 -	1:46.222 (3)	0.558	82.46	12:59:05.564
3 -	1:46.352	0.688	82.36	13:00:51.916
4 -	1:46.697	1.033	82.10	13:02:38.613
5 -	1:45.672 (2)	0.008	82.89	13:04:24.285
6 -	1:45.664 (1)		82.90	13:06:09.949

P24 74 Mark HAZELGROVE				
LAP	LAP TIME	DIFF	MPH	TIME OF DAY
1 -	1:56.693	10.774	75.06	12:57:18.562
2 -	1:46.391 (2)	0.472	82.33	12:59:04.953
3 -	1:46.653 (3)	0.734	82.13	13:00:51.606
4 -	1:47.082	1.163	81.80	13:02:38.688
5 -	1:46.677	0.758	82.11	13:04:25.365
6 -	1:45.919 (1)		82.70	13:06:11.284

P25 4 Connor MOODY				
LAP	LAP TIME	DIFF	MPH	TIME OF DAY
1 -	1:57.331	10.079	74.65	12:57:19.200
2 -	1:47.397 (2)	0.145	81.56	12:59:06.597
3 -	1:47.252 (1)		81.67	13:00:53.849
4 -	1:47.864 (3)	0.612	81.21	13:02:41.713
5 -	1:48.327	1.075	80.86	13:04:30.040
6 -	1:49.567	2.315	79.94	13:06:19.607

P26 51 Theo RUTTER				
LAP	LAP TIME	DIFF	MPH	TIME OF DAY
1 -	1:59.020	12.286	73.59	12:57:20.889
2 -	1:48.631	1.897	80.63	12:59:09.520
3 -	1:48.740	2.006	80.55	13:00:58.260
4 -	1:48.253 (3)	1.519	80.92	13:02:46.513
5 -	1:46.734 (1)		82.07	13:04:33.247
6 -	1:46.959 (2)	0.225	81.89	13:06:20.206

Weather / Track : Cloudy / Dry

BMCRC-MRO Championships 2013 - Brands Hatch GP

MRO Minitwins inc Juniors & Rookies

RACE 2 - LAP ANALYSIS

DIFF = Difference To Personal Best Lap

P27 28 Dominic VEASEY				
LAP	LAP TIME	DIFF	MPH	TIME OF DAY
1 -	1:58.785	11.266	73.74	12:57:20.654
2 -	1:49.266	1.747	80.16	12:59:09.920
3 -	1:48.748	1.229	80.55	13:00:58.668
4 -	1:48.467 (3)	0.948	80.76	13:02:47.135
5 -	1:47.519 (1)		81.47	13:04:34.654
6 -	1:47.520 (2)	0.001	81.47	13:06:22.174

P28 43 Julian ENTICKNAP				
LAP	LAP TIME	DIFF	MPH	TIME OF DAY
1 -	1:58.525	9.944	73.90	12:57:20.394
2 -	1:50.503	1.922	79.27	12:59:10.897
3 -	1:48.709 (2)	0.128	80.58	13:00:59.606
4 -	1:48.581 (1)		80.67	13:02:48.187
5 -	1:49.807 (3)	1.226	79.77	13:04:37.994
6 -	1:52.051	3.470	78.17	13:06:30.045

P29 73 Vince LEWIN				
LAP	LAP TIME	DIFF	MPH	TIME OF DAY
1 -	2:01.362	13.540	72.17	12:57:23.231
2 -	1:50.321	2.499	79.40	12:59:13.552
3 -	1:50.108 (3)	2.286	79.55	13:01:03.660
4 -	1:50.837	3.015	79.03	13:02:54.497
5 -	1:49.054 (2)	1.232	80.32	13:04:43.551
6 -	1:47.822 (1)		81.24	13:06:31.373

P30 45 Ricardo GARROTE				
LAP	LAP TIME	DIFF	MPH	TIME OF DAY
1 -	2:00.856	11.595	72.48	12:57:22.725
2 -	1:51.800	2.539	78.35	12:59:14.525
3 -	1:49.923 (3)	0.662	79.69	13:01:04.448
4 -	1:49.261 (1)		80.17	13:02:53.709
5 -	1:49.541 (2)	0.280	79.96	13:04:43.250
6 -	1:51.620	2.359	78.47	13:06:34.870

P31 50 Andrew LING				
LAP	LAP TIME	DIFF	MPH	TIME OF DAY
1 -	2:01.976	12.585	71.81	12:57:23.845
2 -	1:50.996	1.605	78.92	12:59:14.841
3 -	1:50.275 (3)	0.884	79.43	13:01:05.116
4 -	1:50.725	1.334	79.11	13:02:55.841
5 -	1:49.699 (2)	0.308	79.85	13:04:45.540
6 -	1:49.391 (1)		80.07	13:06:34.931

P32 169 Rob MILES				
LAP	LAP TIME	DIFF	MPH	TIME OF DAY
1 -	2:03.672	12.416	70.83	12:57:25.541
2 -	1:54.861	3.605	76.26	12:59:20.402
3 -	1:53.755 (3)	2.499	77.00	13:01:14.157
4 -	1:53.914	2.658	76.89	13:03:08.071
5 -	1:52.434 (2)	1.178	77.91	13:05:00.505
6 -	1:51.256 (1)		78.73	13:06:51.761

P33 9 Charlie SADLER				
LAP	LAP TIME	DIFF	MPH	TIME OF DAY
1 -	2:03.250	11.622	71.07	12:57:25.119
2 -	1:54.195	2.567	76.70	12:59:19.314

DIFF = Difference To Personal Best Lap

3 -	1:53.601 (3)	1.973	77.11	13:01:12.915
4 -	1:53.803	2.175	76.97	13:03:06.718
5 -	1:53.511 (2)	1.883	77.17	13:05:00.229
6 -	1:51.628 (1)		78.47	13:06:51.857

P34 39 Rob WILLIAMS				
LAP	LAP TIME	DIFF	MPH	TIME OF DAY
1 -	2:04.842	13.756	70.16	12:57:26.711
2 -	1:54.316	3.230	76.62	12:59:21.027
3 -	1:53.683 (3)	2.597	77.05	13:01:14.710
4 -	1:54.211	3.125	76.69	13:03:08.921
5 -	1:52.316 (2)	1.230	77.99	13:05:01.237
6 -	1:51.086 (1)		78.85	13:06:52.323

P35 44 Jenny ANDERSON				
LAP	LAP TIME	DIFF	MPH	TIME OF DAY
1 -	2:05.224	12.596	69.95	12:57:27.093
2 -	1:54.552	1.924	76.47	12:59:21.645
3 -	1:53.585	0.957	77.12	13:01:15.230
4 -	1:53.061 (3)	0.433	77.47	13:03:08.291
5 -	1:53.007 (2)	0.379	77.51	13:05:01.298
6 -	1:52.628 (1)		77.77	13:06:53.926

P36 23 Claire BECKETT				
LAP	LAP TIME	DIFF	MPH	TIME OF DAY
1 -	2:09.642	9.480	67.56	12:57:31.511
2 -	2:03.545	3.383	70.90	12:59:35.056
3 -	2:03.371 (3)	3.209	71.00	13:01:38.427
4 -	2:01.826 (2)	1.664	71.90	13:03:40.253
5 -	2:00.162 (1)		72.90	13:05:40.415

P37 3 Marcus NEWALL				
LAP	LAP TIME	DIFF	MPH	TIME OF DAY
1 -	1:57.758 (1)		74.38	12:57:19.627

Weather / Track : Cloudy / Dry


BMCRC-MRO Championships 2013 - Brands Hatch GP

MRO Minitwins inc Juniors & Rookies

RACE 12 - GRID

ROW 10						37	3	Marcus NEWALL									
ROW 9		36	23	Claire BECKETT		35	44	Jenny ANDERSON		34	39	Rob WILLIAMS		33	9	Charlie SADLER	
ROW 8		32	169	Rob MILES		31	50	Andrew LING		30	45	Ricardo GARROTE		29	73	Vince LEWIN	
ROW 7			28	43	Julian ENTICKNAP		27	28	Dominic VEASEY		26	51	Theo RUTTER		25	4	Connor MOODY
ROW 6		24	74	Mark HAZELGROVE		23	92	Matt LAST		22	37	Steve WILSON		21	52	Paul JOHNSTON	
ROW 5			20	75	Leigh BRADBURY		19	20	Jose TOUCEDA		18	5	Barry MANTELL		17	30	Richard GOODE
ROW 4		16	62	Paul WHEATLEY		15	54	Adam JAMISON		14	10	Bradley ROBINSON		13	98	Steve TOPPING	
ROW 3			12	19	Kevin LILLEY		11	85	Justin KELLY		10	82	Matt HINNELLS		9	8	Gerrard SPEAR
ROW 2		8	12	Russell TAYLOR		7	112	James NAGY		6	121	Roger MARSH		5	95	Grant ROBERTSON	
ROW 1			4	41	Luke HARRIS		3	15	Adam CROSS		2	88	Joe BUXTON		1	87	Simon SCHUG

Pole



Brands Hatch GP
Circuit Length = 2.4332 miles

These results are provisional until the conclusion of any judicial and technical matters.

Clerk Of Course :		Timekeeper :	
-------------------	--	--------------	--

Results can be found at www.tsl-timing.com

Printed - 13:09 Saturday, 17 August 2013



BMCRC-MRO Championships 2013 - Brands Hatch GP

MRO Minitwins inc Juniors & Rookies

RACE 12 - CLASSIFICATION

POS	NO	CL	PIC NAME	ENTRY	LAPS	TIME	GAP	DIFF	MPH	BEST	ON
1	87		1 Simon SCHUG	Suzuki - MAK Fencing/More Moto	3	5:04.585			86.27	1:39.387	3
2	95	J	1 Grant ROBERTSON	Suzuki -	3	5:08.749	4.164	4.164	85.11	1:40.516	3
3	41	J	2 Luke HARRIS	Suzuki - K H Brickwork/Steve Jordan	3	5:11.966	7.381	3.217	84.23	1:41.759	3
4	121	R	1 Roger MARSH	Suzuki -	3	5:12.218	7.633	0.252	84.17	1:41.627	3
5	82		2 Matt HINNELLS	Suzuki - Nutsmoto	3	5:16.553	11.968	4.335	83.01	1:42.656	3
6	54		3 Adam JAMISON	Suzuki -	3	5:16.569	11.984	0.016	83.01	1:41.699	3
7	85		4 Justin KELLY	Suzuki -	3	5:18.102	13.517	1.533	82.61	1:42.905	3
8	12		5 Russell TAYLOR	Suzuki -	3	5:18.115	13.530	0.013	82.61	1:42.805	3
9	10		6 Bradley ROBINSON	Suzuki -	3	5:18.917	14.332	0.802	82.40	1:43.301	3
10	112	J	3 James NAGY	Suzuki - Mad 4 Bikes	3	5:19.189	14.604	0.272	82.33	1:42.409	3
11	98		7 Steve TOPPING	Suzuki - Nutsmoto	3	5:19.201	14.616	0.012	82.32	1:43.736	3
12	8		8 Gerrard SPEAR	Suzuki - Team V Speed	3	5:21.246	16.661	2.045	81.80	1:43.551	2
13	19		9 Kevin LILLEY	Suzuki - T.C. Repair & Supply	3	5:21.516	16.931	0.270	81.73	1:43.798	3
14	30	R	2 Richard GOODE	Suzuki - Worcester Petroleum	3	5:21.954	17.369	0.438	81.62	1:44.114	3
15	62		10 Paul WHEATLEY	Suzuki -	3	5:24.555	19.970	2.601	80.97	1:44.911	2
16	52		11 Paul JOHNSTON	Suzuki - Epayme	3	5:25.644	21.059	1.089	80.70	1:45.824	3
17	5	R	3 Barry MANTELL	Suzuki - Swedish Car Connection	3	5:26.276	21.691	0.632	80.54	1:45.944	3
18	20	R	4 Jose TOUCEDA	Suzuki - Cell2	3	5:26.657	22.072	0.381	80.44	1:44.704	3
19	74		12 Mark HAZELGROVE	Suzuki - Lynx Networks	3	5:27.322	22.737	0.665	80.28	1:45.251	2
20	75	R	5 Leigh BRADBURY	Suzuki -	3	5:29.630	25.045	2.308	79.72	1:45.534	3
21	92	R/J	6 Matt LAST	Suzuki - Beck & Pollitzer	3	5:30.899	26.314	1.269	79.41	1:46.741	3
22	51	R	7 Theo RUTTER	Suzuki -	3	5:31.295	26.710	0.396	79.32	1:46.557	3
23	4	J	4 Connor MOODY	Suzuki -	3	5:32.308	27.723	1.013	79.08	1:46.761	3
24	28	R	8 Dominic VEASEY	Suzuki -	3	5:32.524	27.939	0.216	79.03	1:46.045	3
25	73	R	9 Vince LEWIN	Suzuki -	3	5:39.151	34.566	6.627	77.48	1:49.448	2
26	43		13 Julian ENTICKNAP	Suzuki - Assesstech	3	5:46.071	41.486	6.920	75.93	1:51.638	2
27	9		14 Charlie SADLER	Suzuki -	3	5:47.199	42.614	1.128	75.69	1:51.701	2
28	169		15 Rob MILES	Suzuki - Ilkeston Printers/ Jtek Instruments	3	5:48.173	43.588	0.974	75.47	1:50.925	3
29	39	R	10 Rob WILLIAMS	Suzuki -	3	5:48.738	44.153	0.565	75.35	1:50.463	2
30	23	R	11 Claire BECKETT	Suzuki -	3	7:55.315	2:50.730	2:06.577	55.28	1:59.778	2
31	44	R	12 Jenny ANDERSON	Suzuki -	2	4:08.409	1 Lap	1 Lap	70.52	1:58.334	2

NOT CLASSIFIED

DNF	88		Joe BUXTON	Suzuki -	3	5:08.662	4.077	0.000	85.14	1:40.645	3
DNF	15	J	Adam CROSS	Suzuki - G C Haulage	3	5:08.869	4.284	0.207	85.08	1:39.843	3
DNF	50		Andrew LING	Suzuki -	1	2:08.345	2 Laps	2 Laps	68.25	2:08.345	1
DNF	3	J	Marcus NEWALL	Suzuki -	0						
DNF	37		Steve WILSON	Suzuki -	0						
DNF	45	R	Ricardo GARROTE	Suzuki -	0						

FASTEST LAP

87			Simon SCHUG	Suzuki - MAK Fencing/More Moto	3	1:39.387	88.13 mph	141.84 kph
15	J		Adam CROSS	Suzuki - G C Haulage	3	1:39.843	87.73 mph	141.19 kph
121	R		Roger MARSH	Suzuki -	3	1:41.627	86.19 mph	138.71 kph

Race stopped

Brands Hatch GP

Circuit Length = 2.4332 miles

Start: 16:25 Flag 16:29 End: 16:35

Weather / Track : Cloudy / Dry

These results are provisional until the conclusion of any judicial and technical matters.

Clerk Of Course :	Timekeeper :
-------------------	--------------

Results can be found at www.tsl-timing.com

Printed - 12:03 Wednesday, 28 August 2013



BMCRC-MRO Championships 2013 - Brands Hatch GP

MRO Minitwins inc Juniors & Rookies

RACE 12 - LAP CHART

LAP 1		
NO	BEHIND	LAP TIME

87		1:45.256
88	1.959	1:47.215
95	2.297	1:47.553
41	3.182	1:48.438
121	3.405	1:48.661
15	3.470	1:48.726
98	4.997	1:50.253
82	5.775	1:51.031
85	5.825	1:51.081
10	6.112	1:51.368
54	6.228	1:51.484
12	6.815	1:52.071
112	7.753	1:53.009
30	7.906	1:53.162
19	7.919	1:53.175
52	8.450	1:53.706
5	8.626	1:53.882
8	8.717	1:53.973
62	9.210	1:54.466
4	11.270	1:56.526
74	11.388	1:56.644
92	11.736	1:56.992
20	11.968	1:57.224
75	12.303	1:57.559
51	12.603	1:57.859
73	13.705	1:58.961
28	13.908	1:59.164
43	17.214	2:02.470
9	18.398	2:03.654
169	20.473	2:05.729
39	21.907	2:07.163
50	23.089	2:08.345
23	23.287	2:08.543
44	24.819	2:10.075

LAP 2		
NO	BEHIND	LAP TIME

87		1:39.942
88	2.819	1:40.802
95	3.035	1:40.680
15	3.828	1:40.300
41	5.009	1:41.769
121	5.393	1:41.930
82	8.699	1:42.866
54	9.672	1:43.386
85	9.999	1:44.116
12	10.112	1:43.239
98	10.267	1:45.212
10	10.418	1:44.248
112	11.582	1:43.771
8	12.326	1:43.551
19	12.520	1:44.543
30	12.642	1:44.678
62	14.179	1:44.911
52	14.622	1:46.114
5	15.134	1:46.450
74	16.697	1:45.251
20	16.755	1:44.729
75	18.898	1:46.537
92	18.960	1:47.166
51	19.540	1:46.879
4	20.349	1:49.021

28	21.281	1:47.315
73	23.211	1:49.448
43	28.910	1:51.638
9	30.157	1:51.701
169	32.050	1:51.519
39	32.428	1:50.463
23	43.123	1:59.778
44	43.211	1:58.334

LAP 3		
NO	BEHIND	LAP TIME

87		1:39.387
88	4.077	1:40.645
95	4.164	1:40.516
15	4.284	1:39.843
41	7.381	1:41.759
121	7.633	1:41.627
82	11.968	1:42.656
54	11.984	1:41.699
85	13.517	1:42.905
12	13.530	1:42.805
10	14.332	1:43.301
112	14.604	1:42.409
98	14.616	1:43.736
8	16.661	1:43.722
19	16.931	1:43.798
30	17.369	1:44.114
62	19.970	1:45.178
52	21.059	1:45.824
5	21.691	1:45.944
20	22.072	1:44.704
74	22.737	1:45.427
75	25.045	1:45.534
92	26.314	1:46.741
51	26.710	1:46.557
4	27.723	1:46.761
28	27.939	1:46.045
73	34.566	1:50.742
43	41.486	1:51.963
9	42.614	1:51.844
169	43.588	1:50.925
39	44.153	1:51.112
23	2:50.730	3:46.994

Weather / Track : Cloudy / Dry

Results can be found at www.tsl-timing.com

Brands Hatch GP
Circuit Length = 2.4332 miles
Start: 16:25 Flag 16:29 End: 16:35

Printed - 16:42 Saturday, 17 August 2013

BMCRC-MRO Championships 2013 - Brands Hatch GP

MRO Minitwins inc Juniors & Rookies

RACE 12 - LAP ANALYSIS

DIFF = Difference To Personal Best Lap

P1 87 Simon SCHUG				
LAP	LAP TIME	DIFF	MPH	TIME OF DAY
1 -	1:45.256 (3)	5.869	83.22	16:26:51.118
2 -	1:39.942 (2)	0.555	87.64	16:28:31.060
3 -	1:39.387 (1)		88.13	16:30:10.447

P2 95 Grant ROBERTSON				
LAP	LAP TIME	DIFF	MPH	TIME OF DAY
1 -	1:47.553 (3)	7.037	81.44	16:26:53.415
2 -	1:40.680 (2)	0.164	87.00	16:28:34.095
3 -	1:40.516 (1)		87.14	16:30:14.611

P3 41 Luke HARRIS				
LAP	LAP TIME	DIFF	MPH	TIME OF DAY
1 -	1:48.438 (3)	6.679	80.78	16:26:54.300
2 -	1:41.769 (2)	0.010	86.07	16:28:36.069
3 -	1:41.759 (1)		86.08	16:30:17.828

P4 121 Roger MARSH				
LAP	LAP TIME	DIFF	MPH	TIME OF DAY
1 -	1:48.661 (3)	7.034	80.61	16:26:54.523
2 -	1:41.930 (2)	0.303	85.93	16:28:36.453
3 -	1:41.627 (1)		86.19	16:30:18.080

P5 82 Matt HINNELLS				
LAP	LAP TIME	DIFF	MPH	TIME OF DAY
1 -	1:51.031 (3)	8.375	78.89	16:26:56.893
2 -	1:42.866 (2)	0.210	85.15	16:28:39.759
3 -	1:42.656 (1)		85.33	16:30:22.415

P6 54 Adam JAMISON				
LAP	LAP TIME	DIFF	MPH	TIME OF DAY
1 -	1:51.484 (3)	9.785	78.57	16:26:57.346
2 -	1:43.386 (2)	1.687	84.72	16:28:40.732
3 -	1:41.699 (1)		86.13	16:30:22.431

P7 85 Justin KELLY				
LAP	LAP TIME	DIFF	MPH	TIME OF DAY
1 -	1:51.081 (3)	8.176	78.85	16:26:56.943
2 -	1:44.116 (2)	1.211	84.13	16:28:41.059
3 -	1:42.905 (1)		85.12	16:30:23.964

P8 12 Russell TAYLOR				
LAP	LAP TIME	DIFF	MPH	TIME OF DAY
1 -	1:52.071 (3)	9.266	78.16	16:26:57.933
2 -	1:43.239 (2)	0.434	84.85	16:28:41.172
3 -	1:42.805 (1)		85.20	16:30:23.977

P9 10 Bradley ROBINSON				
LAP	LAP TIME	DIFF	MPH	TIME OF DAY
1 -	1:51.368 (3)	8.067	78.65	16:26:57.230
2 -	1:44.248 (2)	0.947	84.02	16:28:41.478
3 -	1:43.301 (1)		84.79	16:30:24.779

DIFF = Difference To Personal Best Lap

P10 112 James NAGY				
LAP	LAP TIME	DIFF	MPH	TIME OF DAY
1 -	1:53.009 (3)	10.600	77.51	16:26:58.871
2 -	1:43.771 (2)	1.362	84.41	16:28:42.642
3 -	1:42.409 (1)		85.53	16:30:25.051

P11 98 Steve TOPPING				
LAP	LAP TIME	DIFF	MPH	TIME OF DAY
1 -	1:50.253 (3)	6.517	79.45	16:26:56.115
2 -	1:45.212 (2)	1.476	83.25	16:28:41.327
3 -	1:43.736 (1)		84.44	16:30:25.063

P12 8 Gerrard SPEAR				
LAP	LAP TIME	DIFF	MPH	TIME OF DAY
1 -	1:53.973 (3)	10.422	76.85	16:26:59.835
2 -	1:43.551 (1)		84.59	16:28:43.386
3 -	1:43.722 (2)	0.171	84.45	16:30:27.108

P13 19 Kevin LILLEY				
LAP	LAP TIME	DIFF	MPH	TIME OF DAY
1 -	1:53.175 (3)	9.377	77.40	16:26:59.037
2 -	1:44.543 (2)	0.745	83.79	16:28:43.580
3 -	1:43.798 (1)		84.39	16:30:27.378

P14 30 Richard GOODE				
LAP	LAP TIME	DIFF	MPH	TIME OF DAY
1 -	1:53.162 (3)	9.048	77.40	16:26:59.024
2 -	1:44.678 (2)	0.564	83.68	16:28:43.702
3 -	1:44.114 (1)		84.13	16:30:27.816

P15 62 Paul WHEATLEY				
LAP	LAP TIME	DIFF	MPH	TIME OF DAY
1 -	1:54.466 (3)	9.555	76.52	16:27:00.328
2 -	1:44.911 (1)		83.49	16:28:45.239
3 -	1:45.178 (2)	0.267	83.28	16:30:30.417

P16 52 Paul JOHNSTON				
LAP	LAP TIME	DIFF	MPH	TIME OF DAY
1 -	1:53.706 (3)	7.882	77.03	16:26:59.568
2 -	1:46.114 (2)	0.290	82.55	16:28:45.682
3 -	1:45.824 (1)		82.77	16:30:31.506

P17 5 Barry MANTELL				
LAP	LAP TIME	DIFF	MPH	TIME OF DAY
1 -	1:53.882 (3)	7.938	76.92	16:26:59.744
2 -	1:46.450 (2)	0.506	82.29	16:28:46.194
3 -	1:45.944 (1)		82.68	16:30:32.138

P18 20 Jose TOUCEDA				
LAP	LAP TIME	DIFF	MPH	TIME OF DAY
1 -	1:57.224 (3)	12.520	74.72	16:27:03.086
2 -	1:44.729 (2)	0.025	83.64	16:28:47.815
3 -	1:44.704 (1)		83.66	16:30:32.519

Weather / Track : Cloudy / Dry

BMCRC-MRO Championships 2013 - Brands Hatch GP

MRO Minitwins inc Juniors & Rookies

RACE 12 - LAP ANALYSIS

DIFF = Difference To Personal Best Lap

P19 74 Mark HAZELGROVE				
LAP	LAP TIME	DIFF	MPH	TIME OF DAY
1 -	1:56.644 (3)	11.393	75.09	16:27:02.506
2 -	1:45.251 (1)		83.22	16:28:47.757
3 -	1:45.427 (2)	0.176	83.08	16:30:33.184

P20 75 Leigh BRADBURY				
LAP	LAP TIME	DIFF	MPH	TIME OF DAY
1 -	1:57.559 (3)	12.025	74.51	16:27:03.421
2 -	1:46.537 (2)	1.003	82.22	16:28:49.958
3 -	1:45.534 (1)		83.00	16:30:35.492

P21 92 Matt LAST				
LAP	LAP TIME	DIFF	MPH	TIME OF DAY
1 -	1:56.992 (3)	10.251	74.87	16:27:02.854
2 -	1:47.166 (2)	0.425	81.74	16:28:50.020
3 -	1:46.741 (1)		82.06	16:30:36.761

P22 51 Theo RUTTER				
LAP	LAP TIME	DIFF	MPH	TIME OF DAY
1 -	1:57.859 (3)	11.302	74.32	16:27:03.721
2 -	1:46.879 (2)	0.322	81.96	16:28:50.600
3 -	1:46.557 (1)		82.20	16:30:37.157

P23 4 Connor MOODY				
LAP	LAP TIME	DIFF	MPH	TIME OF DAY
1 -	1:56.526 (3)	9.765	75.17	16:27:02.388
2 -	1:49.021 (2)	2.260	80.35	16:28:51.409
3 -	1:46.761 (1)		82.05	16:30:38.170

P24 28 Dominic VEASEY				
LAP	LAP TIME	DIFF	MPH	TIME OF DAY
1 -	1:59.164 (3)	13.119	73.51	16:27:05.026
2 -	1:47.315 (2)	1.270	81.62	16:28:52.341
3 -	1:46.045 (1)		82.60	16:30:38.386

P25 73 Vince LEWIN				
LAP	LAP TIME	DIFF	MPH	TIME OF DAY
1 -	1:58.961 (3)	9.513	73.63	16:27:04.823
2 -	1:49.448 (1)		80.03	16:28:54.271
3 -	1:50.742 (2)	1.294	79.10	16:30:45.013

P26 43 Julian ENTICKNAP				
LAP	LAP TIME	DIFF	MPH	TIME OF DAY
1 -	2:02.470 (3)	10.832	71.52	16:27:08.332
2 -	1:51.638 (1)		78.46	16:28:59.970
3 -	1:51.963 (2)	0.325	78.23	16:30:51.933

P27 9 Charlie SADLER				
LAP	LAP TIME	DIFF	MPH	TIME OF DAY
1 -	2:03.654 (3)	11.953	70.84	16:27:09.516
2 -	1:51.701 (1)		78.42	16:29:01.217
3 -	1:51.844 (2)	0.143	78.32	16:30:53.061

DIFF = Difference To Personal Best Lap

P28 169 Rob MILES				
LAP	LAP TIME	DIFF	MPH	TIME OF DAY
1 -	2:05.729 (3)	14.804	69.67	16:27:11.591
2 -	1:51.519 (2)	0.594	78.55	16:29:03.110
3 -	1:50.925 (1)		78.97	16:30:54.035

P29 39 Rob WILLIAMS				
LAP	LAP TIME	DIFF	MPH	TIME OF DAY
1 -	2:07.163 (3)	16.700	68.88	16:27:13.025
2 -	1:50.463 (1)		79.30	16:29:03.488
3 -	1:51.112 (2)	0.649	78.83	16:30:54.600

P30 23 Claire BECKETT				
LAP	LAP TIME	DIFF	MPH	TIME OF DAY
1 -	2:08.543 (2)	8.765	68.14	16:27:14.405
2 -	1:59.778 (1)		73.13	16:29:14.183
3 -	3:46.994 (3)	1:47.216	38.59	16:33:01.177

P31 44 Jenny ANDERSON				
LAP	LAP TIME	DIFF	MPH	TIME OF DAY
1 -	2:10.075 (2)	11.741	67.34	16:27:15.937
2 -	1:58.334 (1)		74.02	16:29:14.271

P32 88 Joe BUXTON				
LAP	LAP TIME	DIFF	MPH	TIME OF DAY
1 -	1:47.215 (3)	6.570	81.70	16:26:53.077
2 -	1:40.802 (2)	0.157	86.90	16:28:33.879
3 -	1:40.645 (1)		87.03	16:30:14.524

P33 15 Adam CROSS				
LAP	LAP TIME	DIFF	MPH	TIME OF DAY
1 -	1:48.726 (3)	8.883	80.56	16:26:54.588
2 -	1:40.300 (2)	0.457	87.33	16:28:34.888
3 -	1:39.843 (1)		87.73	16:30:14.731

P34 50 Andrew LING				
LAP	LAP TIME	DIFF	MPH	TIME OF DAY
1 -	2:08.345 (1)		68.25	16:27:14.207


Weather / Track : Cloudy / Dry

BMCRC-MRO Championships 2013 - Brands Hatch GP

MRO Minitwins inc Juniors & Rookies

RACE 2 - GRID

ROW 10				38	40 Paul WILBY			37	45 Ricardo GARROTE			
ROW 9		36	37 Steve WILSON		35	3 Marcus NEWALL		34	50 Andrew LING		33	15 Adam CROSS
ROW 8	32	88 Joe BUXTON		31	44 Jenny ANDERSON		30	23 Claire BECKETT		29	39 Rob WILLIAMS	
ROW 7		28	169 Rob MILES		27	9 Charlie SADLER		26	43 Julian ENTICKNAP		25	73 Vince LEWIN
ROW 6	24	28 Dominic VEASEY		23	4 Connor MOODY		22	51 Theo RUTTER		21	92 Matt LAST	
ROW 5		20	75 Leigh BRADBURY		19	74 Mark HAZELGROVE		18	20 Jose TOUCEDA		17	5 Barry MANTELL
ROW 4	16	52 Paul JOHNSTON		15	62 Paul WHEATLEY		14	30 Richard GOODE		13	19 Kevin LILLEY	
ROW 3		12	8 Gerrard SPEAR		11	98 Steve TOPPING		10	112 James NAGY		9	10 Bradley ROBINSON
ROW 2	8	12 Russell TAYLOR		7	85 Justin KELLY		6	54 Adam JAMISON		5	82 Matt HINNELLS	
ROW 1		4	121 Roger MARSH		3	41 Luke HARRIS		2	95 Grant ROBERTSON		1	87 Simon SCHUG
												Pole



Brands Hatch GP
Circuit Length = 2.4332 miles

These results are provisional until the conclusion of any judicial and technical matters.

Clerk Of Course :		Timekeeper :	
-------------------	--	--------------	--

Results can be found at www.tsl-timing.com

Printed - 16:43 Saturday, 17 August 2013



BMCRC-MRO Championships 2013 - Brands Hatch GP

MRO Minitwins inc Juniors & Rookies

RACE 2 - CLASSIFICATION

POS	NO	CL	PIC NAME	ENTRY	LAPS	TIME	GAP	DIFF	MPH	BEST	ON
1	87		1 Simon SCHUG	Suzuki - MAK Fencing/More Moto	6	10:06.569			86.64	1:40.159	3
2	95	J	1 Grant ROBERTSON	Suzuki -	6	10:10.033	3.464	3.464	86.15	1:40.310	3
3	41	J	2 Luke HARRIS	Suzuki - K H Brickwork/Steve Jordan	6	10:10.056	3.487	0.023	86.15	1:40.221	6
4	121	R	1 Roger MARSH	Suzuki -	6	10:13.053	6.484	2.997	85.73	1:40.468	4
5	15	J	3 Adam CROSS	Suzuki - G C Haulage	6	10:18.162	11.593	5.109	85.02	1:40.261	4
6	12		2 Russell TAYLOR	Suzuki -	6	10:19.221	12.652	1.059	84.87	1:41.514	6
7	54		3 Adam JAMISON	Suzuki -	6	10:19.430	12.861	0.209	84.85	1:41.872	3
8	112	J	4 James NAGY	Suzuki - Mad 4 Bikes	6	10:19.553	12.984	0.123	84.83	1:41.532	3
9	10		4 Bradley ROBINSON	Suzuki -	6	10:20.910	14.341	1.357	84.64	1:41.671	5
10	85		5 Justin KELLY	Suzuki -	6	10:20.947	14.378	0.037	84.64	1:41.630	4
11	82		6 Matt HINNELLS	Suzuki - Nutsmoto	6	10:21.518	14.949	0.571	84.56	1:42.404	6
12	19		7 Kevin LILLEY	Suzuki - T.C. Repair & Supply	6	10:24.709	18.140	3.191	84.13	1:42.050	6
13	62		8 Paul WHEATLEY	Suzuki -	6	10:30.977	24.408	6.268	83.29	1:43.265	3
14	92	R/J	2 Matt LAST	Suzuki - Beck & Pollitzer	6	10:33.490	26.921	2.513	82.96	1:43.500	6
15	30	R	3 Richard GOODE	Suzuki - Worcester Petroleum	6	10:33.594	27.025	0.104	82.95	1:43.547	3
16	75	R	4 Leigh BRADBURY	Suzuki -	6	10:33.893	27.324	0.299	82.91	1:43.965	5
17	40	R	5 Paul WILBY	Suzuki - Nutsmoto	6	10:33.980	27.411	0.087	82.90	1:43.340	4
18	8		9 Gerrard SPEAR	Suzuki - Team V Speed	6	10:36.285	29.716	2.305	82.60	1:42.895	3
19	51	R	6 Theo RUTTER	Suzuki -	6	10:39.003	32.434	2.718	82.25	1:44.455	4
20	5	R	7 Barry MANTELL	Suzuki - Swedish Car Connection	6	10:39.659	33.090	0.656	82.16	1:44.497	6
21	52		10 Paul JOHNSTON	Suzuki - Epayme	6	10:41.152	34.583	1.493	81.97	1:44.850	3
22	74		11 Mark HAZELGROVE	Suzuki - Lynx Networks	6	10:43.181	36.612	2.029	81.71	1:45.152	3
23	28	R	8 Dominic VEASEY	Suzuki -	6	10:46.147	39.578	2.966	81.34	1:45.388	3
24	37		12 Steve WILSON	Suzuki -	6	10:56.620	50.051	10.473	80.04	1:45.785	6
25	4	J	5 Connor MOODY	Suzuki -	6	11:01.350	54.781	4.730	79.47	1:47.447	2
26	73	R	9 Vince LEWIN	Suzuki -	6	11:01.703	55.134	0.353	79.42	1:48.281	6
27	45	R	10 Ricardo GARROTE	Suzuki -	6	11:02.502	55.933	0.799	79.33	1:48.123	2
28	9		13 Charlie SADLER	Suzuki -	6	11:14.360	1:07.791	11.858	77.93	1:49.130	6
29	3	J	6 Marcus NEWALL	Suzuki -	6	11:14.409	1:07.840	0.049	77.93	1:49.070	6
30	39	R	11 Rob WILLIAMS	Suzuki -	6	11:15.104	1:08.535	0.695	77.85	1:48.221	6
31	50		14 Andrew LING	Suzuki -	6	11:15.196	1:08.627	0.092	77.84	1:48.523	6
32	169		15 Rob MILES	Suzuki - Ilkeston Printers/ Jtek Instruments	6	11:16.776	1:10.207	1.580	77.66	1:49.926	6
33	44	R	12 Jenny ANDERSON	Suzuki -	6	11:17.665	1:11.096	0.889	77.55	1:50.337	4
34	23	R	13 Claire BECKETT	Suzuki -	6	12:00.158	1:53.589	42.493	72.98	1:57.439	6

NOT CLASSIFIED

DNF	88		Joe BUXTON	Suzuki -	4	6:50.280	2 Laps	2 Laps	85.40	1:39.659	4
DNF	98		Steve TOPPING	Suzuki - Nutsmoto	3	5:16.915	3 Laps	1 Lap	82.92	1:43.142	3
DNF	43		Julian ENTICKNAP	Suzuki - Assesstech	1	1:58.062	5 Laps	2 Laps	74.19	1:58.062	1

FASTEST LAP

88			Joe BUXTON	Suzuki -	4	1:39.659			87.89 mph	141.45 kph	
41	J		Luke HARRIS	Suzuki - K H Brickwork/Steve Jordan	6	1:40.221			87.40 mph	140.66 kph	
121	R		Roger MARSH	Suzuki -	4	1:40.468			87.19 mph	140.31 kph	

Brands Hatch GP

Circuit Length = 2.4332 miles

Start: 11:18 Flag 11:28 End: 11:30

Weather / Track : Cloudy / Dry

These results are provisional until the conclusion of any judicial and technical matters.

Clerk Of Course :	Timekeeper :
-------------------	--------------

Results can be found at www.tsl-timing.com

Printed - 11:32 Sunday, 18 August 2013



BMCRC-MRO Championships 2013 - Brands Hatch GP

MRO Minitwins inc Juniors & Rookies

RACE 2 - LAP CHART

LAP 1		
NO	BEHIND	LAP TIME

87		1:44.421
95	1.977	1:46.398
41	2.451	1:46.872
121	2.522	1:46.943
82	3.548	1:47.969
54	3.617	1:48.038
10	3.839	1:48.260
112	4.368	1:48.789
98	5.137	1:49.558
12	5.193	1:49.614
88	5.519	1:49.940
8	5.674	1:50.095
85	5.771	1:50.192
19	6.263	1:50.684
30	6.496	1:50.917
62	6.822	1:51.243
92	7.237	1:51.658
5	7.342	1:51.763
15	7.359	1:51.780
75	7.911	1:52.332
52	8.455	1:52.876
74	8.793	1:53.214
51	9.653	1:54.074
40	10.538	1:54.959
28	10.820	1:55.241
4	11.511	1:55.932
73	12.399	1:56.820
43	13.641	1:58.062
169	15.065	1:59.486
45	15.320	1:59.741
9	15.510	1:59.931
37	15.534	1:59.955
3	16.738	2:01.159
50	17.336	2:01.757
39	18.473	2:02.894
44	19.344	2:03.765
23	21.046	2:05.467

LAP 2		
NO	BEHIND	LAP TIME

87		1:40.191
95	3.501	1:41.715
41	3.670	1:41.410
121	3.933	1:41.602
54	5.646	1:42.220
88	6.027	1:40.699
112	6.211	1:42.034
82	6.296	1:42.939
10	6.804	1:43.156
12	7.194	1:42.192
85	7.295	1:41.715
98	9.161	1:44.215
19	9.545	1:43.473
15	10.110	1:42.942
62	10.415	1:43.784
8	10.447	1:44.964
30	10.668	1:44.363
75	12.466	1:44.746
92	12.719	1:45.673
5	13.220	1:46.069
52	13.672	1:45.408
51	14.774	1:45.312

40	14.890	1:44.543
74	16.048	1:47.446
28	16.088	1:45.459
4	18.767	1:47.447
73	21.655	1:49.447
45	23.252	1:48.123
37	23.794	1:48.451
169	26.746	1:51.872
9	27.362	1:52.043
3	28.635	1:52.088
50	29.136	1:51.991
39	29.558	1:51.276
44	30.205	1:51.052
23	40.441	1:59.586

LAP 3		
NO	BEHIND	LAP TIME

87		1:40.159
95	3.652	1:40.310
41	4.472	1:40.961
121	4.660	1:40.886
88	5.850	1:39.982
54	7.359	1:41.872
112	7.584	1:41.532
82	8.920	1:42.783
85	9.051	1:41.915
12	9.107	1:42.072
10	9.355	1:42.710
15	10.962	1:41.011
98	12.144	1:43.142
19	12.482	1:43.096
8	13.183	1:42.895
62	13.521	1:43.265
30	14.056	1:43.547
75	16.311	1:44.004
92	17.058	1:44.498
5	17.782	1:44.721
40	18.228	1:43.497
52	18.363	1:44.850
51	19.390	1:44.775
74	21.041	1:45.152
28	21.317	1:45.388
4	26.612	1:48.004
37	31.015	1:47.380
73	31.099	1:49.603
45	31.867	1:48.774
9	38.112	1:50.909
169	38.151	1:51.564
3	38.786	1:50.310
39	39.327	1:49.928
50	39.622	1:50.645
44	41.181	1:51.135
23	1:00.744	2:00.462

LAP 4		
NO	BEHIND	LAP TIME

87		1:40.172
95	3.942	1:40.462
41	4.574	1:40.274
121	4.956	1:40.468
88	5.337	1:39.659
54	9.432	1:42.245
112	9.616	1:42.204
85	10.509	1:41.630

12	10.772	1:41.837
15	11.051	1:40.261
82	11.491	1:42.743
10	11.498	1:42.315
19	14.857	1:42.547
62	17.275	1:43.926
30	20.101	1:46.217
75	20.882	1:44.743
92	21.116	1:44.230
40	21.396	1:43.340
51	23.673	1:44.455
8	24.048	1:51.037
52	24.649	1:46.458
5	24.965	1:47.355
74	27.351	1:46.482
28	27.442	1:46.297
4	34.464	1:48.024
37	38.690	1:47.847
73	39.669	1:48.742
45	40.585	1:48.890
9	49.166	1:51.226
3	49.760	1:51.146
169	49.813	1:51.834
39	50.356	1:51.201
50	50.687	1:51.237
44	51.346	1:50.337
23	1:20.081	1:59.509

LAP 5		
NO	BEHIND	LAP TIME

87		1:40.514
95	3.868	1:40.440
41	4.378	1:40.318
121	5.917	1:41.475
54	11.421	1:42.503
112	11.459	1:42.357
15	11.580	1:41.043
85	11.962	1:41.967
12	12.250	1:41.992
10	12.655	1:41.671
82	13.657	1:42.680
19	17.202	1:42.859
62	20.907	1:44.146
30	24.019	1:44.432
75	24.333	1:43.965
92	24.533	1:43.931
40	24.805	1:43.923
8	27.502	1:43.968
51	29.077	1:45.918
5	29.705	1:45.254
52	29.791	1:45.656
74	32.286	1:45.449
28	33.655	1:46.727
4	42.931	1:48.981
37	45.378	1:47.202
73	47.965	1:48.810
45	48.701	1:48.630
9	59.773	1:51.121
3	59.882	1:50.636
50	1:01.216	1:51.043
169	1:01.393	1:52.094
39	1:01.426	1:51.584
44	1:01.703	1:50.871
23	1:37.262	1:57.695

LAP 6		
NO	BEHIND	LAP TIME

87		1:41.112
95	3.464	1:40.708
41	3.487	1:40.221
121	6.484	1:41.679
15	11.593	1:41.125
12	12.652	1:41.514
54	12.861	1:42.552
112	12.984	1:42.637
10	14.341	1:42.798
85	14.378	1:43.528
82	14.949	1:42.404
19	18.140	1:42.050
62	24.408	1:44.613
92	26.921	1:43.500
30	27.025	1:44.118
75	27.324	1:44.103
40	27.411	1:43.718
8	29.716	1:43.326
51	32.434	1:44.469
5	33.090	1:44.497
52	34.583	1:45.904
74	36.612	1:45.438
28	39.578	1:47.035
37	50.051	1:45.785
4	54.781	1:52.962
73	55.134	1:48.281
45	55.933	1:48.344
9	1:07.791	1:49.130
3	1:07.840	1:49.070
39	1:08.535	1:48.221
50	1:08.627	1:48.523
169	1:10.207	1:49.926
44	1:11.096	1:50.505
23	1:53.589	1:57.439

Weather / Track : Cloudy / Dry

Brands Hatch GP

Circuit Length = 2.4332 miles

Start: 11:18 Flag 11:28 End: 11:30

Results can be found at www.tsl-timing.com

Printed - 11:36 Sunday, 18 August 2013

BMCRC-MRO Championships 2013 - Brands Hatch GP

MRO Minitwins inc Juniors & Rookies

RACE 2 - LAP ANALYSIS

DIFF = Difference To Personal Best Lap

P1 87 Simon SCHUG				
LAP	LAP TIME	DIFF	MPH	TIME OF DAY
1 -	1:44.421	4.262	83.88	11:20:17.577
2 -	1:40.191 (3)	0.032	87.43	11:21:57.768
3 -	1:40.159 (1)		87.45	11:23:37.927
4 -	1:40.172 (2)	0.013	87.44	11:25:18.099
5 -	1:40.514	0.355	87.15	11:26:58.613
6 -	1:41.112	0.953	86.63	11:28:39.725

P2 95 Grant ROBERTSON				
LAP	LAP TIME	DIFF	MPH	TIME OF DAY
1 -	1:46.398	6.088	82.33	11:20:19.554
2 -	1:41.715	1.405	86.12	11:22:01.269
3 -	1:40.310 (1)		87.32	11:23:41.579
4 -	1:40.462 (3)	0.152	87.19	11:25:22.041
5 -	1:40.440 (2)	0.130	87.21	11:27:02.481
6 -	1:40.708	0.398	86.98	11:28:43.189

P3 41 Luke HARRIS				
LAP	LAP TIME	DIFF	MPH	TIME OF DAY
1 -	1:46.872	6.651	81.96	11:20:20.028
2 -	1:41.410	1.189	86.38	11:22:01.438
3 -	1:40.961	0.740	86.76	11:23:42.399
4 -	1:40.274 (2)	0.053	87.35	11:25:22.673
5 -	1:40.318 (3)	0.097	87.32	11:27:02.991
6 -	1:40.221 (1)		87.40	11:28:43.212

P4 121 Roger MARSH				
LAP	LAP TIME	DIFF	MPH	TIME OF DAY
1 -	1:46.943	6.475	81.91	11:20:20.099
2 -	1:41.602	1.134	86.21	11:22:01.701
3 -	1:40.886 (2)	0.418	86.82	11:23:42.587
4 -	1:40.468 (1)		87.19	11:25:23.055
5 -	1:41.475 (3)	1.007	86.32	11:27:04.530
6 -	1:41.679	1.211	86.15	11:28:46.209

P5 15 Adam CROSS				
LAP	LAP TIME	DIFF	MPH	TIME OF DAY
1 -	1:51.780	11.519	78.36	11:20:24.936
2 -	1:42.942	2.681	85.09	11:22:07.878
3 -	1:41.011 (2)	0.750	86.72	11:23:48.889
4 -	1:40.261 (1)		87.37	11:25:29.150
5 -	1:41.043 (3)	0.782	86.69	11:27:10.193
6 -	1:41.125	0.864	86.62	11:28:51.318

P6 12 Russell TAYLOR				
LAP	LAP TIME	DIFF	MPH	TIME OF DAY
1 -	1:49.614	8.100	79.91	11:20:22.770
2 -	1:42.192	0.678	85.71	11:22:04.962
3 -	1:42.072	0.558	85.82	11:23:47.034
4 -	1:41.837 (2)	0.323	86.01	11:25:28.871
5 -	1:41.992 (3)	0.478	85.88	11:27:10.863
6 -	1:41.514 (1)		86.29	11:28:52.377

P7 54 Adam JAMISON				
LAP	LAP TIME	DIFF	MPH	TIME OF DAY
1 -	1:48.038	6.166	81.08	11:20:21.194
2 -	1:42.220 (2)	0.348	85.69	11:22:03.414

DIFF = Difference To Personal Best Lap

3 -	1:41.872 (1)		85.98	11:23:45.286
4 -	1:42.245 (3)	0.373	85.67	11:25:27.531
5 -	1:42.503	0.631	85.45	11:27:10.034
6 -	1:42.552	0.680	85.41	11:28:52.586

P8 112 James NAGY				
LAP	LAP TIME	DIFF	MPH	TIME OF DAY
1 -	1:48.789	7.257	80.52	11:20:21.945
2 -	1:42.034 (2)	0.502	85.85	11:22:03.979
3 -	1:41.532 (1)		86.27	11:23:45.511
4 -	1:42.204 (3)	0.672	85.70	11:25:27.715
5 -	1:42.357	0.825	85.58	11:27:10.072
6 -	1:42.637	1.105	85.34	11:28:52.709

P9 10 Bradley ROBINSON				
LAP	LAP TIME	DIFF	MPH	TIME OF DAY
1 -	1:48.260	6.589	80.91	11:20:21.416
2 -	1:43.156	1.485	84.91	11:22:04.572
3 -	1:42.710 (3)	1.039	85.28	11:23:47.282
4 -	1:42.315 (2)	0.644	85.61	11:25:29.597
5 -	1:41.671 (1)		86.15	11:27:11.268
6 -	1:42.798	1.127	85.21	11:28:54.066

P10 85 Justin KELLY				
LAP	LAP TIME	DIFF	MPH	TIME OF DAY
1 -	1:50.192	8.562	79.49	11:20:23.348
2 -	1:41.715 (2)	0.085	86.12	11:22:05.063
3 -	1:41.915 (3)	0.285	85.95	11:23:46.978
4 -	1:41.630 (1)		86.19	11:25:28.608
5 -	1:41.967	0.337	85.90	11:27:10.575
6 -	1:43.528	1.898	84.61	11:28:54.103

P11 82 Matt HINNELLS				
LAP	LAP TIME	DIFF	MPH	TIME OF DAY
1 -	1:47.969	5.565	81.13	11:20:21.125
2 -	1:42.939	0.535	85.09	11:22:04.064
3 -	1:42.783	0.379	85.22	11:23:46.847
4 -	1:42.743 (3)	0.339	85.25	11:25:29.590
5 -	1:42.680 (2)	0.276	85.31	11:27:12.270
6 -	1:42.404 (1)		85.54	11:28:54.674

P12 19 Kevin LILLEY				
LAP	LAP TIME	DIFF	MPH	TIME OF DAY
1 -	1:50.684	8.634	79.14	11:20:23.840
2 -	1:43.473	1.423	84.65	11:22:07.313
3 -	1:43.096	1.046	84.96	11:23:50.409
4 -	1:42.547 (2)	0.497	85.42	11:25:32.956
5 -	1:42.859 (3)	0.809	85.16	11:27:15.815
6 -	1:42.050 (1)		85.83	11:28:57.865

P13 62 Paul WHEATLEY				
LAP	LAP TIME	DIFF	MPH	TIME OF DAY
1 -	1:51.243	7.978	78.74	11:20:24.399
2 -	1:43.784 (2)	0.519	84.40	11:22:08.183
3 -	1:43.265 (1)		84.82	11:23:51.448
4 -	1:43.926 (3)	0.661	84.28	11:25:35.374
5 -	1:44.146	0.881	84.11	11:27:19.520
6 -	1:44.613	1.348	83.73	11:29:04.133

Weather / Track : Cloudy / Dry

Brands Hatch GP

Circuit Length = 2.4332 miles

Start: 11:18 Flag 11:28 End: 11:30

BMCRC-MRO Championships 2013 - Brands Hatch GP

MRO Minitwins inc Juniors & Rookies

RACE 2 - LAP ANALYSIS

DIFF = Difference To Personal Best Lap

P14 92 Matt LAST				
LAP	LAP TIME	DIFF	MPH	TIME OF DAY
1 -	1:51.658	8.158	78.45	11:20:24.814
2 -	1:45.673	2.173	82.89	11:22:10.487
3 -	1:44.498	0.998	83.82	11:23:54.985
4 -	1:44.230 (3)	0.730	84.04	11:25:39.215
5 -	1:43.931 (2)	0.431	84.28	11:27:23.146
6 -	1:43.500 (1)		84.63	11:29:06.646

P15 30 Richard GOODE				
LAP	LAP TIME	DIFF	MPH	TIME OF DAY
1 -	1:50.917	7.370	78.97	11:20:24.073
2 -	1:44.363 (3)	0.816	83.93	11:22:08.436
3 -	1:43.547 (1)		84.59	11:23:51.983
4 -	1:46.217	2.670	82.47	11:25:38.200
5 -	1:44.432	0.885	83.88	11:27:22.632
6 -	1:44.118 (2)	0.571	84.13	11:29:06.750

P16 75 Leigh BRADBURY				
LAP	LAP TIME	DIFF	MPH	TIME OF DAY
1 -	1:52.332	8.367	77.98	11:20:25.488
2 -	1:44.746	0.781	83.62	11:22:10.234
3 -	1:44.004 (2)	0.039	84.22	11:23:54.238
4 -	1:44.743	0.778	83.63	11:25:38.981
5 -	1:43.965 (1)		84.25	11:27:22.946
6 -	1:44.103 (3)	0.138	84.14	11:29:07.049

P17 40 Paul WILBY				
LAP	LAP TIME	DIFF	MPH	TIME OF DAY
1 -	1:54.959	11.619	76.19	11:20:28.115
2 -	1:44.543	1.203	83.79	11:22:12.658
3 -	1:43.497 (2)	0.157	84.63	11:23:56.155
4 -	1:43.340 (1)		84.76	11:25:39.495
5 -	1:43.923	0.583	84.29	11:27:23.418
6 -	1:43.718 (3)	0.378	84.45	11:29:07.136

P18 8 Gerrard SPEAR				
LAP	LAP TIME	DIFF	MPH	TIME OF DAY
1 -	1:50.095	7.200	79.56	11:20:23.251
2 -	1:44.964	2.069	83.45	11:22:08.215
3 -	1:42.895 (1)		85.13	11:23:51.110
4 -	1:51.037	8.142	78.89	11:25:42.147
5 -	1:43.968 (3)	1.073	84.25	11:27:26.115
6 -	1:43.326 (2)	0.431	84.77	11:29:09.441

P19 51 Theo RUTTER				
LAP	LAP TIME	DIFF	MPH	TIME OF DAY
1 -	1:54.074	9.619	76.79	11:20:27.230
2 -	1:45.312	0.857	83.17	11:22:12.542
3 -	1:44.775 (3)	0.320	83.60	11:23:57.317
4 -	1:44.455 (1)		83.86	11:25:41.772
5 -	1:45.918	1.463	82.70	11:27:27.690
6 -	1:44.469 (2)	0.014	83.85	11:29:12.159

P20 5 Barry MANTELL				
LAP	LAP TIME	DIFF	MPH	TIME OF DAY
1 -	1:51.763	7.266	78.37	11:20:24.919
2 -	1:46.069	1.572	82.58	11:22:10.988

DIFF = Difference To Personal Best Lap

3 -	1:44.721 (2)	0.224	83.64	11:23:55.709
4 -	1:47.355	2.858	81.59	11:25:43.064
5 -	1:45.254 (3)	0.757	83.22	11:27:28.318
6 -	1:44.497 (1)		83.82	11:29:12.815

P21 52 Paul JOHNSTON				
LAP	LAP TIME	DIFF	MPH	TIME OF DAY
1 -	1:52.876	8.026	77.60	11:20:26.032
2 -	1:45.408 (2)	0.558	83.10	11:22:11.440
3 -	1:44.850 (1)		83.54	11:23:56.290
4 -	1:46.458	1.608	82.28	11:25:42.748
5 -	1:45.656 (3)	0.806	82.90	11:27:28.404
6 -	1:45.904	1.054	82.71	11:29:14.308

P22 74 Mark HAZELGROVE				
LAP	LAP TIME	DIFF	MPH	TIME OF DAY
1 -	1:53.214	8.062	77.37	11:20:26.370
2 -	1:47.446	2.294	81.52	11:22:13.816
3 -	1:45.152 (1)		83.30	11:23:58.968
4 -	1:46.482	1.330	82.26	11:25:45.450
5 -	1:45.449 (3)	0.297	83.07	11:27:30.899
6 -	1:45.438 (2)	0.286	83.08	11:29:16.337

P23 28 Dominic VEASEY				
LAP	LAP TIME	DIFF	MPH	TIME OF DAY
1 -	1:55.241	9.853	76.01	11:20:28.397
2 -	1:45.459 (2)	0.071	83.06	11:22:13.856
3 -	1:45.388 (1)		83.11	11:23:59.244
4 -	1:46.297 (3)	0.909	82.40	11:25:45.541
5 -	1:46.727	1.339	82.07	11:27:32.268
6 -	1:47.035	1.647	81.84	11:29:19.303

P24 37 Steve WILSON				
LAP	LAP TIME	DIFF	MPH	TIME OF DAY
1 -	1:59.955	14.170	73.02	11:20:33.111
2 -	1:48.451	2.666	80.77	11:22:21.562
3 -	1:47.380 (3)	1.595	81.57	11:24:08.942
4 -	1:47.847	2.062	81.22	11:25:56.789
5 -	1:47.202 (2)	1.417	81.71	11:27:43.991
6 -	1:45.785 (1)		82.80	11:29:29.776

P25 4 Connor MOODY				
LAP	LAP TIME	DIFF	MPH	TIME OF DAY
1 -	1:55.932	8.485	75.55	11:20:29.088
2 -	1:47.447 (1)		81.52	11:22:16.535
3 -	1:48.004 (2)	0.557	81.10	11:24:04.539
4 -	1:48.024 (3)	0.577	81.09	11:25:52.563
5 -	1:48.981	1.534	80.37	11:27:41.544
6 -	1:52.962	5.515	77.54	11:29:34.506

P26 73 Vince LEWIN				
LAP	LAP TIME	DIFF	MPH	TIME OF DAY
1 -	1:56.820	8.539	74.98	11:20:29.976
2 -	1:49.447	1.166	80.03	11:22:19.423
3 -	1:49.603	1.322	79.92	11:24:09.026
4 -	1:48.742 (2)	0.461	80.55	11:25:57.768
5 -	1:48.810 (3)	0.529	80.50	11:27:46.578
6 -	1:48.281 (1)		80.89	11:29:34.859

Weather / Track : Cloudy / Dry

Brands Hatch GP

Circuit Length = 2.4332 miles

Start: 11:18 Flag 11:28 End: 11:30

BMCRC-MRO Championships 2013 - Brands Hatch GP

MRO Minitwins inc Juniors & Rookies

RACE 2 - LAP ANALYSIS

DIFF = Difference To Personal Best Lap

P27 45 Ricardo GARROTE				
LAP	LAP TIME	DIFF	MPH	TIME OF DAY
1 -	1:59.741	11.618	73.15	11:20:32.897
2 -	1:48.123 (1)		81.01	11:22:21.020
3 -	1:48.774	0.651	80.53	11:24:09.794
4 -	1:48.890	0.767	80.44	11:25:58.684
5 -	1:48.630 (3)	0.507	80.63	11:27:47.314
6 -	1:48.344 (2)	0.221	80.85	11:29:35.658

P28 9 Charlie SADLER				
LAP	LAP TIME	DIFF	MPH	TIME OF DAY
1 -	1:59.931	10.801	73.04	11:20:33.087
2 -	1:52.043	2.913	78.18	11:22:25.130
3 -	1:50.909 (2)	1.779	78.98	11:24:16.039
4 -	1:51.226	2.096	78.75	11:26:07.265
5 -	1:51.121 (3)	1.991	78.83	11:27:58.386
6 -	1:49.130 (1)		80.26	11:29:47.516

P29 3 Marcus NEWALL				
LAP	LAP TIME	DIFF	MPH	TIME OF DAY
1 -	2:01.159	12.089	72.30	11:20:34.315
2 -	1:52.088	3.018	78.15	11:22:26.403
3 -	1:50.310 (2)	1.240	79.41	11:24:16.713
4 -	1:51.146	2.076	78.81	11:26:07.859
5 -	1:50.636 (3)	1.566	79.17	11:27:58.495
6 -	1:49.070 (1)		80.31	11:29:47.565

P30 39 Rob WILLIAMS				
LAP	LAP TIME	DIFF	MPH	TIME OF DAY
1 -	2:02.894	14.673	71.27	11:20:36.050
2 -	1:51.276	3.055	78.72	11:22:27.326
3 -	1:49.928 (2)	1.707	79.68	11:24:17.254
4 -	1:51.201 (3)	2.980	78.77	11:26:08.455
5 -	1:51.584	3.363	78.50	11:28:00.039
6 -	1:48.221 (1)		80.94	11:29:48.260

P31 50 Andrew LING				
LAP	LAP TIME	DIFF	MPH	TIME OF DAY
1 -	2:01.757	13.234	71.94	11:20:34.913
2 -	1:51.991	3.468	78.21	11:22:26.904
3 -	1:50.645 (2)	2.122	79.17	11:24:17.549
4 -	1:51.237	2.714	78.74	11:26:08.786
5 -	1:51.043 (3)	2.520	78.88	11:27:59.829
6 -	1:48.523 (1)		80.71	11:29:48.352

P32 169 Rob MILES				
LAP	LAP TIME	DIFF	MPH	TIME OF DAY
1 -	1:59.486	9.560	73.31	11:20:32.642
2 -	1:51.872	1.946	78.30	11:22:24.514
3 -	1:51.564 (2)	1.638	78.51	11:24:16.078
4 -	1:51.834 (3)	1.908	78.32	11:26:07.912
5 -	1:52.094	2.168	78.14	11:28:00.006
6 -	1:49.926 (1)		79.68	11:29:49.932

P33 44 Jenny ANDERSON				
LAP	LAP TIME	DIFF	MPH	TIME OF DAY
1 -	2:03.765	13.428	70.77	11:20:36.921
2 -	1:51.052	0.715	78.88	11:22:27.973

DIFF = Difference To Personal Best Lap

3 -	1:51.135	0.798	78.82	11:24:19.108
4 -	1:50.337 (1)		79.39	11:26:09.445
5 -	1:50.871 (3)	0.534	79.00	11:28:00.316
6 -	1:50.505 (2)	0.168	79.27	11:29:50.821

P34 23 Claire BECKETT				
LAP	LAP TIME	DIFF	MPH	TIME OF DAY
1 -	2:05.467	8.028	69.81	11:20:38.623
2 -	1:59.586	2.147	73.25	11:22:38.209
3 -	2:00.462	3.023	72.71	11:24:38.671
4 -	1:59.509 (3)	2.070	73.29	11:26:38.180
5 -	1:57.695 (2)	0.256	74.42	11:28:35.875
6 -	1:57.439 (1)		74.59	11:30:33.314

P35 88 Joe BUXTON				
LAP	LAP TIME	DIFF	MPH	TIME OF DAY
1 -	1:49.940	10.281	79.67	11:20:23.096
2 -	1:40.699 (3)	1.040	86.99	11:22:03.795
3 -	1:39.982 (2)	0.323	87.61	11:23:43.777
4 -	1:39.659 (1)		87.89	11:25:23.436

P36 98 Steve TOPPING				
LAP	LAP TIME	DIFF	MPH	TIME OF DAY
1 -	1:49.558 (3)	6.416	79.95	11:20:22.714
2 -	1:44.215 (2)	1.073	84.05	11:22:06.929
3 -	1:43.142 (1)		84.92	11:23:50.071

P37 43 Julian ENTICKNAP				
LAP	LAP TIME	DIFF	MPH	TIME OF DAY
1 -	1:58.062 (1)		74.19	11:20:31.218


Weather / Track : Cloudy / Dry

BMCRC-MRO Championships 2013 - Brands Hatch GP

MRO Minitwins inc Juniors & Rookies

RACE 13 - GRID

ROW 10					37	43 Julian ENTICKNAP				
ROW 9		36	98 Steve TOPPING		35	88 Joe BUXTON	34	23 Claire BECKETT	33	44 Jenny ANDERSON
ROW 8	32	169 Rob MILES		31	50 Andrew LING		30	39 Rob WILLIAMS	29	3 Marcus NEWALL
ROW 7		28	9 Charlie SADLER		27	45 Ricardo GARROTE	26	73 Vince LEWIN	25	4 Connor MOODY
ROW 6	24	37 Steve WILSON		23	28 Dominic VEASEY		22	74 Mark HAZELGROVE	21	52 Paul JOHNSTON
ROW 5		20	5 Barry MANTELL		19	51 Theo RUTTER	18	8 Gerrard SPEAR	17	40 Paul WILBY
ROW 4	16	75 Leigh BRADBURY		15	30 Richard GOODE		14	92 Matt LAST	13	62 Paul WHEATLEY
ROW 3		12	19 Kevin LILLEY		11	82 Matt HINNELLS	10	85 Justin KELLY	9	10 Bradley ROBINSON
ROW 2	8	112 James NAGY		7	54 Adam JAMISON		6	12 Russell TAYLOR	5	15 Adam CROSS
ROW 1		4	121 Roger MARSH		3	41 Luke HARRIS	2	95 Grant ROBERTSON	1	87 Simon SCHUG
Pole										



Brands Hatch GP
Circuit Length = 2.4332 miles

These results are provisional until the conclusion of any judicial and technical matters.

Clerk Of Course :		Timekeeper :	
-------------------	--	--------------	--

Results can be found at www.tsl-timing.com

Printed - 11:37 Sunday, 18 August 2013



BMCRC-MRO Championships 2013 - Brands Hatch GP

MRO Minitwins inc Juniors & Rookies

RACE 13 - CLASSIFICATION

POS	NO	CL	PIC NAME	ENTRY	LAPS	TIME	GAP	DIFF	MPH	BEST	ON
1	87		1 Simon SCHUG	Suzuki - MAK Fencing/More Moto	6	10:02.566			87.22	1:39.457	3
2	88		2 Joe BUXTON	Suzuki -	6	10:03.955	1.389	1.389	87.02	1:38.870	6
3	95	J	1 Grant ROBERTSON	Suzuki -	6	10:05.398	2.832	1.443	86.81	1:39.572	6
4	15	J	2 Adam CROSS	Suzuki - G C Haulage	6	10:06.651	4.085	1.253	86.63	1:39.763	2
5	121	R	1 Roger MARSH	Suzuki -	6	10:09.955	7.389	3.304	86.16	1:40.613	3
6	41	J	3 Luke HARRIS	Suzuki - K H Brickwork/Steve Jordan	6	10:11.213	8.647	1.258	85.99	1:40.572	3
7	85		3 Justin KELLY	Suzuki -	6	10:11.234	8.668	0.021	85.98	1:40.631	3
8	12		4 Russell TAYLOR	Suzuki -	6	10:18.784	16.218	7.550	84.93	1:41.606	2
9	54		5 Adam JAMISON	Suzuki -	6	10:18.808	16.242	0.024	84.93	1:41.310	2
10	82		6 Matt HINNELLS	Suzuki - Nutsmoto	6	10:19.095	16.529	0.287	84.89	1:42.220	6
11	10		7 Bradley ROBINSON	Suzuki -	6	10:19.851	17.285	0.756	84.79	1:41.835	2
12	112	J	4 James NAGY	Suzuki - Mad 4 Bikes	6	10:20.950	18.384	1.099	84.64	1:41.363	2
13	19		8 Kevin LILLEY	Suzuki - T.C. Repair & Supply	6	10:23.378	20.812	2.428	84.31	1:42.151	6
14	62		9 Paul WHEATLEY	Suzuki -	6	10:27.259	24.693	3.881	83.79	1:42.880	5
15	40	R	2 Paul WILBY	Suzuki - Nutsmoto	6	10:27.373	24.807	0.114	83.77	1:42.352	4
16	8		10 Gerrard SPEAR	Suzuki - Team V Speed	6	10:27.582	25.016	0.209	83.74	1:42.682	6
17	92	R/J	3 Matt LAST	Suzuki - Beck & Pollitzer	6	10:30.395	27.829	2.813	83.37	1:43.592	5
18	30	R	4 Richard GOODE	Suzuki - Worcester Petroleum	6	10:31.041	28.475	0.646	83.28	1:42.858	6
19	75	R	5 Leigh BRADBURY	Suzuki -	6	10:32.659	30.093	1.618	83.07	1:43.358	6
20	5	R	6 Barry MANTELL	Suzuki - Swedish Car Connection	6	10:35.923	33.357	3.264	82.64	1:44.532	4
21	52		11 Paul JOHNSTON	Suzuki - Epayme	6	10:36.209	33.643	0.286	82.61	1:44.234	6
22	51	R	7 Theo RUTTER	Suzuki -	6	10:40.924	38.358	4.715	82.00	1:45.241	5
23	74		12 Mark HAZELGROVE	Suzuki - Lynx Networks	6	10:45.753	43.187	4.829	81.39	1:45.923	2
24	4	J	5 Connor MOODY	Suzuki -	6	10:47.727	45.161	1.974	81.14	1:45.794	5
25	37		13 Steve WILSON	Suzuki -	6	10:47.981	45.415	0.254	81.11	1:45.776	4
26	45	R	8 Ricardo GARROTE	Suzuki -	6	10:54.176	51.610	6.195	80.34	1:46.952	3
27	3	J	6 Marcus NEWALL	Suzuki -	6	11:03.711	1:01.145	9.535	79.18	1:48.788	5
28	50		14 Andrew LING	Suzuki -	6	11:05.125	1:02.559	1.414	79.02	1:47.173	6
29	9		15 Charlie SADLER	Suzuki -	6	11:08.438	1:05.872	3.313	78.62	1:48.739	6
30	169		16 Rob MILES	Suzuki - Ilkeston Printers/ Jtek Instruments	6	11:08.475	1:05.909	0.037	78.62	1:48.997	6
31	73	R	9 Vince LEWIN	Suzuki -	6	11:09.840	1:07.274	1.365	78.46	1:48.949	6
32	39	R	10 Rob WILLIAMS	Suzuki -	6	11:10.005	1:07.439	0.165	78.44	1:48.871	6
33	44	R	11 Jenny ANDERSON	Suzuki -	6	11:15.106	1:12.540	5.101	77.85	1:47.999	6

NOT CLASSIFIED

DNF	23	R	Claire BECKETT	Suzuki -	0						
DQ	28	R	Dominic VEASEY	Suzuki -	0						
DQ	43		Julian ENTICKNAP	Suzuki - Assesstech	0						

FASTEST LAP

88			Joe BUXTON	Suzuki -	6	1:38.870	88.59 mph	142.58 kph
95	J		Grant ROBERTSON	Suzuki -	6	1:39.572	87.97 mph	141.58 kph
121	R		Roger MARSH	Suzuki -	3	1:40.613	87.06 mph	140.11 kph

Bikes 28 & 43 disqualified for failing post race technical inspection.

Brands Hatch GP

Circuit Length = 2.4332 miles

Start: 15:34 Flag 15:44 End: 15:46

Weather / Track : Cloudy / Dry

These results are provisional until the conclusion of any judicial and technical matters.

Clerk Of Course :	Timekeeper :
-------------------	--------------

Results can be found at www.tsl-timing.com

Printed - 16:36 Sunday, 18 August 2013



BMCRC-MRO Championships 2013 - Brands Hatch GP

MRO Minitwins inc Juniors & Rookies

RACE 13 - LAP CHART

LAP 1		
NO	BEHIND	LAP TIME

87		1:43.615
121	1.293	1:44.908
95	1.389	1:45.004
15	1.998	1:45.613
41	2.052	1:45.667
85	2.655	1:46.270
88	3.244	1:46.859
12	3.342	1:46.957
82	3.395	1:47.010
112	3.742	1:47.357
10	4.078	1:47.693
54	4.366	1:47.981
92	5.363	1:48.978
19	6.049	1:49.664
8	6.971	1:50.586
40	7.099	1:50.714
62	7.135	1:50.750
30	7.240	1:50.855
52	7.810	1:51.425
75	8.500	1:52.115
5	8.786	1:52.401
74	9.344	1:52.959
51	9.942	1:53.557
28	11.092	1:54.707
4	11.271	1:54.886
37	11.619	1:55.234
45	12.455	1:56.070
3	13.360	1:56.975
73	14.783	1:58.398
9	14.937	1:58.552
169	15.610	1:59.225
43	16.153	1:59.768
50	16.769	2:00.384
39	18.438	2:02.053
44	18.887	2:02.502

LAP 2		
NO	BEHIND	LAP TIME

87		1:39.458
95	2.012	1:40.081
15	2.303	1:39.763
88	2.708	1:38.922
121	3.076	1:41.241
41	3.364	1:40.770
85	4.327	1:41.130
12	5.490	1:41.606
112	5.647	1:41.363
54	6.218	1:41.310
82	6.242	1:42.305
10	6.455	1:41.835
19	9.811	1:43.220
92	9.894	1:43.989
8	10.440	1:42.927
62	10.775	1:43.098
40	11.240	1:43.599
52	12.734	1:44.382
30	12.931	1:45.149
75	13.227	1:44.185
5	14.522	1:45.194
74	15.809	1:45.923
51	15.913	1:45.429
4	18.763	1:46.950

28	19.203	1:47.569
37	19.304	1:47.143
45	20.351	1:47.354
3	23.051	1:49.149
73	24.732	1:49.407
9	25.646	1:50.167
169	25.666	1:49.514
43	26.787	1:50.092
50	27.561	1:50.250
39	27.988	1:49.008
44	31.322	1:51.893

LAP 3		
NO	BEHIND	LAP TIME

87		1:39.457
88	2.688	1:39.437
95	2.766	1:40.211
15	3.261	1:40.415
121	4.232	1:40.613
41	4.479	1:40.572
85	5.501	1:40.631
12	8.649	1:42.616
54	8.784	1:42.023
82	9.215	1:42.430
112	9.624	1:43.434
10	9.836	1:42.838
19	13.213	1:42.859
62	14.843	1:43.525
92	14.959	1:44.522
40	15.683	1:43.900
8	15.797	1:44.814
30	18.241	1:44.767
75	18.789	1:45.019
52	19.064	1:45.787
5	19.641	1:44.576
51	21.972	1:45.516
74	22.827	1:46.475
4	25.795	1:46.489
37	26.901	1:47.054
28	27.052	1:47.306
45	27.846	1:46.952
3	33.893	1:50.299
73	35.969	1:50.694
9	36.293	1:50.104
169	36.604	1:50.395
43	37.342	1:50.012
50	37.709	1:49.605
39	38.567	1:50.036
44	43.655	1:51.790

LAP 4		
NO	BEHIND	LAP TIME

87		1:39.574
88	3.281	1:40.167
95	3.669	1:40.477
15	3.848	1:40.161
121	5.669	1:41.011
41	7.139	1:42.234
85	7.238	1:41.311
12	11.301	1:42.226
54	11.606	1:42.396
82	12.045	1:42.404
112	12.714	1:42.664
10	12.967	1:42.705

19	16.523	1:42.884
62	18.273	1:43.004
40	18.461	1:42.352
8	19.472	1:43.249
92	19.619	1:44.234
30	22.285	1:43.618
75	23.257	1:44.042
5	24.599	1:44.532
52	24.659	1:45.169
51	28.122	1:45.724
74	29.750	1:46.497
37	33.103	1:45.776
4	33.737	1:47.516
28	34.351	1:46.873
45	35.388	1:47.116
3	43.878	1:49.559
73	47.096	1:50.701
169	47.708	1:50.678
50	47.981	1:49.846
9	48.101	1:51.382
43	49.362	1:51.594
39	49.508	1:50.515
44	55.723	1:51.642

LAP 5		
NO	BEHIND	LAP TIME

87		1:39.918
88	3.063	1:39.700
95	3.804	1:40.053
15	4.297	1:40.367
121	6.468	1:40.717
41	8.361	1:41.140
85	8.502	1:41.182
12	14.199	1:42.816
54	14.324	1:42.636
82	14.853	1:42.726
10	15.391	1:42.342
112	15.611	1:42.815
19	19.205	1:42.600
62	21.235	1:42.880
40	21.319	1:42.776
8	22.878	1:43.324
92	23.293	1:43.592
30	26.161	1:43.794
75	27.279	1:43.940
5	29.284	1:44.603
52	29.953	1:45.212
51	33.445	1:45.241
74	36.474	1:46.642
37	39.296	1:46.111
4	39.613	1:45.794
28	41.934	1:47.501
45	43.928	1:48.458
3	52.748	1:48.788
50	55.930	1:47.867
169	57.456	1:49.666
9	57.677	1:49.494
73	58.869	1:51.691
39	59.112	1:49.522
43	59.975	1:50.531
44	1:05.085	1:49.280

LAP 6		
NO	BEHIND	LAP TIME

87		1:40.544
88	1.389	1:38.870
95	2.832	1:39.572
15	4.085	1:40.332
121	7.389	1:41.465
41	8.647	1:40.830
85	8.668	1:40.710
12	16.218	1:42.563
54	16.242	1:42.462
82	16.529	1:42.220
10	17.285	1:42.438
112	18.384	1:43.317
19	20.812	1:42.151
62	24.693	1:44.002
40	24.807	1:44.032
8	25.016	1:42.682
92	27.829	1:45.080
30	28.475	1:42.858
75	30.093	1:43.358
5	33.357	1:44.617
52	33.643	1:44.234
51	38.358	1:45.457
74	43.187	1:47.257
4	45.161	1:46.092
37	45.415	1:46.663
28	49.289	1:47.899
45	51.610	1:48.226
3	1:01.145	1:48.941
50	1:02.559	1:47.173
9	1:05.872	1:48.739
169	1:05.909	1:48.997
73	1:07.274	1:48.949
39	1:07.439	1:48.871
43	1:09.896	1:50.465
44	1:12.540	1:47.999

Brands Hatch GP

Circuit Length = 2.4332 miles

Start: 15:34 Flag 15:44 End: 15:46

Weather / Track : Cloudy / Dry

Results can be found at www.tsl-timing.com

Printed - 15:47 Sunday, 18 August 2013

BMCRC-MRO Championships 2013 - Brands Hatch GP

MRO Minitwins inc Juniors & Rookies

RACE 13 - LAP ANALYSIS

DIFF = Difference To Personal Best Lap

P1 87 Simon SCHUG				
LAP	LAP TIME	DIFF	MPH	TIME OF DAY
1 -	1:43.615	4.158	84.54	15:36:40.838
2 -	1:39.458 (2)	0.001	88.07	15:38:20.296
3 -	1:39.457 (1)		88.07	15:39:59.753
4 -	1:39.574 (3)	0.117	87.97	15:41:39.327
5 -	1:39.918	0.461	87.67	15:43:19.245
6 -	1:40.544	1.087	87.12	15:44:59.789

P2 88 Joe BUXTON				
LAP	LAP TIME	DIFF	MPH	TIME OF DAY
1 -	1:46.859	7.989	81.97	15:36:44.082
2 -	1:38.922 (2)	0.052	88.55	15:38:23.004
3 -	1:39.437 (3)	0.567	88.09	15:40:02.441
4 -	1:40.167	1.297	87.45	15:41:42.608
5 -	1:39.700	0.830	87.86	15:43:22.308
6 -	1:38.870 (1)		88.59	15:45:01.178

P3 95 Grant ROBERTSON				
LAP	LAP TIME	DIFF	MPH	TIME OF DAY
1 -	1:45.004	5.432	83.42	15:36:42.227
2 -	1:40.081 (3)	0.509	87.52	15:38:22.308
3 -	1:40.211	0.639	87.41	15:40:02.519
4 -	1:40.477	0.905	87.18	15:41:42.996
5 -	1:40.053 (2)	0.481	87.55	15:43:23.049
6 -	1:39.572 (1)		87.97	15:45:02.621

P4 15 Adam CROSS				
LAP	LAP TIME	DIFF	MPH	TIME OF DAY
1 -	1:45.613	5.850	82.94	15:36:42.836
2 -	1:39.763 (1)		87.80	15:38:22.599
3 -	1:40.415	0.652	87.23	15:40:03.014
4 -	1:40.161 (2)	0.398	87.45	15:41:43.175
5 -	1:40.367	0.604	87.27	15:43:23.542
6 -	1:40.332 (3)	0.569	87.30	15:45:03.874

P5 121 Roger MARSH				
LAP	LAP TIME	DIFF	MPH	TIME OF DAY
1 -	1:44.908	4.295	83.49	15:36:42.131
2 -	1:41.241	0.628	86.52	15:38:23.372
3 -	1:40.613 (1)		87.06	15:40:03.985
4 -	1:41.011 (3)	0.398	86.72	15:41:44.996
5 -	1:40.717 (2)	0.104	86.97	15:43:25.713
6 -	1:41.465	0.852	86.33	15:45:07.178

P6 41 Luke HARRIS				
LAP	LAP TIME	DIFF	MPH	TIME OF DAY
1 -	1:45.667	5.095	82.90	15:36:42.890
2 -	1:40.770 (2)	0.198	86.92	15:38:23.660
3 -	1:40.572 (1)		87.10	15:40:04.232
4 -	1:42.234	1.662	85.68	15:41:46.466
5 -	1:41.140	0.568	86.61	15:43:27.606
6 -	1:40.830 (3)	0.258	86.87	15:45:08.436

P7 85 Justin KELLY				
LAP	LAP TIME	DIFF	MPH	TIME OF DAY
1 -	1:46.270	5.639	82.42	15:36:43.493
2 -	1:41.130 (3)	0.499	86.61	15:38:24.623

DIFF = Difference To Personal Best Lap

3 -	1:40.631 (1)		87.04	15:40:05.254
4 -	1:41.311	0.680	86.46	15:41:46.565
5 -	1:41.182	0.551	86.57	15:43:27.747
6 -	1:40.710 (2)	0.079	86.98	15:45:08.457

P8 12 Russell TAYLOR				
LAP	LAP TIME	DIFF	MPH	TIME OF DAY
1 -	1:46.957	5.351	81.90	15:36:44.180
2 -	1:41.606 (1)		86.21	15:38:25.786
3 -	1:42.616	1.010	85.36	15:40:08.402
4 -	1:42.226 (2)	0.620	85.69	15:41:50.628
5 -	1:42.816	1.210	85.19	15:43:33.444
6 -	1:42.563 (3)	0.957	85.40	15:45:16.007

P9 54 Adam JAMISON				
LAP	LAP TIME	DIFF	MPH	TIME OF DAY
1 -	1:47.981	6.671	81.12	15:36:45.204
2 -	1:41.310 (1)		86.46	15:38:26.514
3 -	1:42.023 (2)	0.713	85.86	15:40:08.537
4 -	1:42.396 (3)	1.086	85.54	15:41:50.933
5 -	1:42.636	1.326	85.34	15:43:33.569
6 -	1:42.462	1.152	85.49	15:45:16.031

P10 82 Matt HINNELLS				
LAP	LAP TIME	DIFF	MPH	TIME OF DAY
1 -	1:47.010	4.790	81.85	15:36:44.233
2 -	1:42.305 (2)	0.085	85.62	15:38:26.538
3 -	1:42.430	0.210	85.52	15:40:08.968
4 -	1:42.404 (3)	0.184	85.54	15:41:51.372
5 -	1:42.726	0.506	85.27	15:43:34.098
6 -	1:42.220 (1)		85.69	15:45:16.318

P11 10 Bradley ROBINSON				
LAP	LAP TIME	DIFF	MPH	TIME OF DAY
1 -	1:47.693	5.858	81.34	15:36:44.916
2 -	1:41.835 (1)		86.01	15:38:26.751
3 -	1:42.838	1.003	85.18	15:40:09.589
4 -	1:42.705	0.870	85.29	15:41:52.294
5 -	1:42.342 (2)	0.507	85.59	15:43:34.636
6 -	1:42.438 (3)	0.603	85.51	15:45:17.074

P12 112 James NAGY				
LAP	LAP TIME	DIFF	MPH	TIME OF DAY
1 -	1:47.357	5.994	81.59	15:36:44.580
2 -	1:41.363 (1)		86.42	15:38:25.943
3 -	1:43.434	2.071	84.69	15:40:09.377
4 -	1:42.664 (2)	1.301	85.32	15:41:52.041
5 -	1:42.815 (3)	1.452	85.20	15:43:34.856
6 -	1:43.317	1.954	84.78	15:45:18.173

P13 19 Kevin LILLEY				
LAP	LAP TIME	DIFF	MPH	TIME OF DAY
1 -	1:49.664	7.513	79.87	15:36:46.887
2 -	1:43.220	1.069	84.86	15:38:30.107
3 -	1:42.859 (3)	0.708	85.16	15:40:12.966
4 -	1:42.884	0.733	85.14	15:41:55.850
5 -	1:42.600 (2)	0.449	85.37	15:43:38.450
6 -	1:42.151 (1)		85.75	15:45:20.601

Weather / Track : Cloudy / Dry

Brands Hatch GP

Circuit Length = 2.4332 miles

Start: 15:34 Flag 15:44 End: 15:46

BMCRC-MRO Championships 2013 - Brands Hatch GP

MRO Minitwins inc Juniors & Rookies

RACE 13 - LAP ANALYSIS

DIFF = Difference To Personal Best Lap

P14 62 Paul WHEATLEY				
LAP	LAP TIME	DIFF	MPH	TIME OF DAY
1 -	1:50.750	7.870	79.09	15:36:47.973
2 -	1:43.098 (3)	0.218	84.96	15:38:31.071
3 -	1:43.525	0.645	84.61	15:40:14.596
4 -	1:43.004 (2)	0.124	85.04	15:41:57.600
5 -	1:42.880 (1)		85.14	15:43:40.480
6 -	1:44.002	1.122	84.22	15:45:24.482

P15 40 Paul WILBY				
LAP	LAP TIME	DIFF	MPH	TIME OF DAY
1 -	1:50.714	8.362	79.12	15:36:47.937
2 -	1:43.599 (3)	1.247	84.55	15:38:31.536
3 -	1:43.900	1.548	84.31	15:40:15.436
4 -	1:42.352 (1)		85.58	15:41:57.788
5 -	1:42.776 (2)	0.424	85.23	15:43:40.564
6 -	1:44.032	1.680	84.20	15:45:24.596

P16 8 Gerrard SPEAR				
LAP	LAP TIME	DIFF	MPH	TIME OF DAY
1 -	1:50.586	7.904	79.21	15:36:47.809
2 -	1:42.927 (2)	0.245	85.10	15:38:30.736
3 -	1:44.814	2.132	83.57	15:40:15.550
4 -	1:43.249 (3)	0.567	84.84	15:41:58.799
5 -	1:43.324	0.642	84.78	15:43:42.123
6 -	1:42.682 (1)		85.31	15:45:24.805

P17 92 Matt LAST				
LAP	LAP TIME	DIFF	MPH	TIME OF DAY
1 -	1:48.978	5.386	80.38	15:36:46.201
2 -	1:43.989 (2)	0.397	84.23	15:38:30.190
3 -	1:44.522	0.930	83.80	15:40:14.712
4 -	1:44.234 (3)	0.642	84.04	15:41:58.946
5 -	1:43.592 (1)		84.56	15:43:42.538
6 -	1:45.080	1.488	83.36	15:45:27.618

P18 30 Richard GOODE				
LAP	LAP TIME	DIFF	MPH	TIME OF DAY
1 -	1:50.855	7.997	79.02	15:36:48.078
2 -	1:45.149	2.291	83.30	15:38:33.227
3 -	1:44.767	1.909	83.61	15:40:17.994
4 -	1:43.618 (2)	0.760	84.53	15:42:01.612
5 -	1:43.794 (3)	0.936	84.39	15:43:45.406
6 -	1:42.858 (1)		85.16	15:45:28.264

P19 75 Leigh BRADBURY				
LAP	LAP TIME	DIFF	MPH	TIME OF DAY
1 -	1:52.115	8.757	78.13	15:36:49.338
2 -	1:44.185	0.827	84.07	15:38:33.523
3 -	1:45.019	1.661	83.41	15:40:18.542
4 -	1:44.042 (3)	0.684	84.19	15:42:02.584
5 -	1:43.940 (2)	0.582	84.27	15:43:46.524
6 -	1:43.358 (1)		84.75	15:45:29.882

P20 5 Barry MANTELL				
LAP	LAP TIME	DIFF	MPH	TIME OF DAY
1 -	1:52.401	7.869	77.93	15:36:49.624
2 -	1:45.194	0.662	83.27	15:38:34.818

DIFF = Difference To Personal Best Lap

3 -	1:44.576 (2)	0.044	83.76	15:40:19.394
4 -	1:44.532 (1)		83.80	15:42:03.926
5 -	1:44.603 (3)	0.071	83.74	15:43:48.529
6 -	1:44.617	0.085	83.73	15:45:33.146

P21 52 Paul JOHNSTON				
LAP	LAP TIME	DIFF	MPH	TIME OF DAY
1 -	1:51.425	7.191	78.61	15:36:48.648
2 -	1:44.382 (2)	0.148	83.92	15:38:33.030
3 -	1:45.787	1.553	82.80	15:40:18.817
4 -	1:45.169 (3)	0.935	83.29	15:42:03.986
5 -	1:45.212	0.978	83.25	15:43:49.198
6 -	1:44.234 (1)		84.04	15:45:33.432

P22 51 Theo RUTTER				
LAP	LAP TIME	DIFF	MPH	TIME OF DAY
1 -	1:53.557	8.316	77.14	15:36:50.780
2 -	1:45.429 (2)	0.188	83.08	15:38:36.209
3 -	1:45.516	0.275	83.01	15:40:21.725
4 -	1:45.724	0.483	82.85	15:42:07.449
5 -	1:45.241 (1)		83.23	15:43:52.690
6 -	1:45.457 (3)	0.216	83.06	15:45:38.147

P23 74 Mark HAZELGROVE				
LAP	LAP TIME	DIFF	MPH	TIME OF DAY
1 -	1:52.959	7.036	77.54	15:36:50.182
2 -	1:45.923 (1)		82.70	15:38:36.105
3 -	1:46.475 (2)	0.552	82.27	15:40:22.580
4 -	1:46.497 (3)	0.574	82.25	15:42:09.077
5 -	1:46.642	0.719	82.14	15:43:55.719
6 -	1:47.257	1.334	81.67	15:45:42.976

P24 4 Connor MOODY				
LAP	LAP TIME	DIFF	MPH	TIME OF DAY
1 -	1:54.886	9.092	76.24	15:36:52.109
2 -	1:46.950	1.156	81.90	15:38:39.059
3 -	1:46.489 (3)	0.695	82.26	15:40:25.548
4 -	1:47.516	1.722	81.47	15:42:13.064
5 -	1:45.794 (1)		82.80	15:43:58.858
6 -	1:46.092 (2)	0.298	82.56	15:45:44.950

P25 37 Steve WILSON				
LAP	LAP TIME	DIFF	MPH	TIME OF DAY
1 -	1:55.234	9.458	76.01	15:36:52.457
2 -	1:47.143	1.367	81.75	15:38:39.600
3 -	1:47.054	1.278	81.82	15:40:26.654
4 -	1:45.776 (1)		82.81	15:42:12.430
5 -	1:46.111 (2)	0.335	82.55	15:43:58.541
6 -	1:46.663 (3)	0.887	82.12	15:45:45.204

P26 28 Dominic VEASEY				
LAP	LAP TIME	DIFF	MPH	TIME OF DAY
1 -	1:54.707	7.834	76.36	15:36:51.930
2 -	1:47.569	0.696	81.43	15:38:39.499
3 -	1:47.306 (2)	0.433	81.63	15:40:26.805
4 -	1:46.873 (1)		81.96	15:42:13.678
5 -	1:47.501 (3)	0.628	81.48	15:44:01.179
6 -	1:47.899	1.026	81.18	15:45:49.078

Weather / Track : Cloudy / Dry

Brands Hatch GP

Circuit Length = 2.4332 miles

Start: 15:34 Flag 15:44 End: 15:46

BMCRC-MRO Championships 2013 - Brands Hatch GP

MRO Minitwins inc Juniors & Rookies

RACE 13 - LAP ANALYSIS

DIFF = Difference To Personal Best Lap

P27 45 Ricardo GARROTE				
LAP	LAP TIME	DIFF	MPH	TIME OF DAY
1 -	1:56.070	9.118	75.47	15:36:53.293
2 -	1:47.354 (3)	0.402	81.59	15:38:40.647
3 -	1:46.952 (1)		81.90	15:40:27.599
4 -	1:47.116 (2)	0.164	81.77	15:42:14.715
5 -	1:48.458	1.506	80.76	15:44:03.173
6 -	1:48.226	1.274	80.94	15:45:51.399

P28 3 Marcus NEWALL				
LAP	LAP TIME	DIFF	MPH	TIME OF DAY
1 -	1:56.975	8.187	74.88	15:36:54.198
2 -	1:49.149 (3)	0.361	80.25	15:38:43.347
3 -	1:50.299	1.511	79.41	15:40:33.646
4 -	1:49.559	0.771	79.95	15:42:23.205
5 -	1:48.788 (1)		80.52	15:44:11.993
6 -	1:48.941 (2)	0.153	80.40	15:46:00.934

P29 50 Andrew LING				
LAP	LAP TIME	DIFF	MPH	TIME OF DAY
1 -	2:00.384	13.211	72.76	15:36:57.607
2 -	1:50.250	3.077	79.45	15:38:47.857
3 -	1:49.605 (3)	2.432	79.92	15:40:37.462
4 -	1:49.846	2.673	79.74	15:42:27.308
5 -	1:47.867 (2)	0.694	81.20	15:44:15.175
6 -	1:47.173 (1)		81.73	15:46:02.348

P30 9 Charlie SADLER				
LAP	LAP TIME	DIFF	MPH	TIME OF DAY
1 -	1:58.552	9.813	73.89	15:36:55.775
2 -	1:50.167	1.428	79.51	15:38:45.942
3 -	1:50.104 (3)	1.365	79.55	15:40:36.046
4 -	1:51.382	2.643	78.64	15:42:27.428
5 -	1:49.494 (2)	0.755	80.00	15:44:16.922
6 -	1:48.739 (1)		80.55	15:46:05.661

P31 169 Rob MILES				
LAP	LAP TIME	DIFF	MPH	TIME OF DAY
1 -	1:59.225	10.228	73.47	15:36:56.448
2 -	1:49.514 (2)	0.517	79.98	15:38:45.962
3 -	1:50.395	1.398	79.34	15:40:36.357
4 -	1:50.678	1.681	79.14	15:42:27.035
5 -	1:49.666 (3)	0.669	79.87	15:44:16.701
6 -	1:48.997 (1)		80.36	15:46:05.698

P32 73 Vince LEWIN				
LAP	LAP TIME	DIFF	MPH	TIME OF DAY
1 -	1:58.398	9.449	73.98	15:36:55.621
2 -	1:49.407 (2)	0.458	80.06	15:38:45.028
3 -	1:50.694 (3)	1.745	79.13	15:40:35.722
4 -	1:50.701	1.752	79.13	15:42:26.423
5 -	1:51.691	2.742	78.42	15:44:18.114
6 -	1:48.949 (1)		80.40	15:46:07.063

P33 39 Rob WILLIAMS				
LAP	LAP TIME	DIFF	MPH	TIME OF DAY
1 -	2:02.053	13.182	71.77	15:36:59.276
2 -	1:49.008 (2)	0.137	80.35	15:38:48.284

DIFF = Difference To Personal Best Lap

3 -	1:50.036	1.165	79.60	15:40:38.320
4 -	1:50.515	1.644	79.26	15:42:28.835
5 -	1:49.522 (3)	0.651	79.98	15:44:18.357
6 -	1:48.871 (1)		80.46	15:46:07.228

P34 43 Julian ENTICKNAP				
LAP	LAP TIME	DIFF	MPH	TIME OF DAY
1 -	1:59.768	9.756	73.13	15:36:56.991
2 -	1:50.092 (2)	0.080	79.56	15:38:47.083
3 -	1:50.012 (1)		79.62	15:40:37.095
4 -	1:51.594	1.582	78.49	15:42:28.689
5 -	1:50.531	0.519	79.25	15:44:19.220
6 -	1:50.465 (3)	0.453	79.29	15:46:09.685

P35 44 Jenny ANDERSON				
LAP	LAP TIME	DIFF	MPH	TIME OF DAY
1 -	2:02.502	14.503	71.50	15:36:59.725
2 -	1:51.893	3.894	78.28	15:38:51.618
3 -	1:51.790	3.791	78.35	15:40:43.408
4 -	1:51.642 (3)	3.643	78.46	15:42:35.050
5 -	1:49.280 (2)	1.281	80.15	15:44:24.330
6 -	1:47.999 (1)		81.11	15:46:12.329

Weather / Track : Cloudy / Dry



MRO Powerbikes inc Clubman & Rookie 1000

Round 7
Brands Hatch GP

17th & 18th August 2013



Results Provided by Timing Solutions Ltd
www.tsl-timing.com



BMCRC-MRO Championships 2013 - Brands Hatch GP

Morello Services MRO Powerbikes inc Clubman & Rookie 1000

QUALIFYING - CLASSIFICATION

POS	NO	CL	PIC NAME	ENTRY	TIME	ON	LAPS	GAP	DIFF	MPH
1	90		1 Sam COVENTRY	BMW - Futuremoto/Continental	1:30.865	2	6			96.40
2	126		2 Jonathan LODGE	Kawasaki - Diesolift/Earnshaws	1:31.183	6	8	0.318	0.318	96.06
3	11		3 Peter BAKER	Kawasaki - Morello Services	1:31.528	5	8	0.663	0.345	95.70
4	30	C	1 Michael HONEY	Suzuki - Digital Barriers	1:33.629	4	8	2.764	2.101	93.55
5	10		4 Steve MURPHY	Kawasaki -	1:34.413	7	7	3.548	0.784	92.78
6	18		5 Mark PARBURY	Kawasaki -	1:34.587	7	7	3.722	0.174	92.61
7	20		6 Olii HENDERSON	Kawasaki -	1:34.649	4	8	3.784	0.062	92.55
8	91	C	2 Westley CROZIER	Kawasaki - Tec Supplies	1:34.803	6	7	3.938	0.154	92.40
9	76	C	3 Jason BYARD	Kawasaki - May Construction	1:34.907	7	8	4.042	0.104	92.29
10	8	C	4 John COUGHLAN	Aprilia - Bikersworld	1:35.004	4	6	4.139	0.097	92.20
11	23	C	5 Mark FINCHAM	BMW - Eurotech Bikesure	1:35.057	4	7	4.192	0.053	92.15
12	9	C	6 Ross DUNNING	Honda - Christie Glass	1:35.460	6	8	4.595	0.403	91.76
13	58	C	7 Jamie LOVEDAY	Kawasaki - Insignia Signs	1:35.687	5	7	4.822	0.227	91.54
14	66		7 Joe CARNELL	Honda - PGM Plastering	1:36.500	7	7	5.635	0.813	90.77
15	138		8 Michael BLANK	Kawasaki - Foxcote Fire Systems	1:36.550	3	7	5.685	0.050	90.72
16	14	C	8 Bryan PARISH	Kawasaki - Allcool/Genstar	1:37.475	5	7	6.610	0.925	89.86
17	42	C	9 Alan WOOD	Suzuki - alanwoodracing.co.uk	1:37.637	4	7	6.772	0.162	89.71
18	31	1R	1 Jack CROUCHER	Suzuki - Trendy Lofts	1:38.204	7	7	7.339	0.567	89.20
19	7	C	10 Chris WOOLLETT	Kawasaki - Littlewood Fencing	1:38.417	7	7	7.552	0.213	89.00
20	99		9 Barry CHAPMAN	BMW -	1:39.554	1	2	8.689	1.137	87.99
21	96	1R	2 Jay WILKINSON	Kawasaki - TWR	1:39.775	7	7	8.910	0.221	87.79
22	111	1R	3 Adrian AVERRE	Aprilia -	1:40.981	6	7	10.116	1.206	86.74
23	17	1R	4 Colin CLUNE	Yamaha -	1:41.822	5	7	10.957	0.841	86.03
24	74	C	11 Andy BURKE	Yamaha -	1:41.861	6	7	10.996	0.039	85.99
25	5		10 Aaron HAY	BMW -	1:41.907	6	7	11.042	0.046	85.95
26	39	1R	5 Gordon MCINTYRE	BMW -	1:42.063	7	7	11.198	0.156	85.82
27	101	C	12 Richard PAYNE	Suzuki -	1:42.586	5	7	11.721	0.523	85.39
28	116	1R	6 Tom SCHOFIELD	Ducati - L&S Interiors	1:43.166	4	7	12.301	0.580	84.91
29	347	1R	7 Ryan CLARE	Aprilia -	1:43.473	7	7	12.608	0.307	84.65
30	48	1R	8 Christos BOUZOUKIS	Yamaha -	1:43.488	7	7	12.623	0.015	84.64
31	176	1R	9 Jonathan SHEPPARD	Yamaha - Genstar Support	1:43.628	4	7	12.763	0.140	84.53
32	88	1R	10 Adam FOSTER	Honda -	1:43.746	3	7	12.881	0.118	84.43
33	26	1R	11 Garry WEST	BMW -	1:44.052	7	7	13.187	0.306	84.18
34	46	1R	12 Simon GATES	Yamaha -	1:44.482	7	7	13.617	0.430	83.84
35	6	C	13 Giles OLLEY	Suzuki - Webreality	1:45.225	4	6	14.360	0.743	83.24
36	33	1R	13 Dan VLADUCEANU	BMW -	1:45.292	6	7	14.427	0.067	83.19
37	15	1R	14 Stuart YOUNG	Suzuki - SJY Tiling	1:45.417	4	4	14.552	0.125	83.09
38	153	1R	15 Danny CAMPION	Yamaha - A-Skip	1:47.167	5	7	16.302	1.750	81.74
39	85	1R	16 John DAVIS	Yamaha -	1:51.134	6	6	20.269	3.967	78.82
40	120	1R	17 Jocelyn BOND	Yamaha -	1:58.265	4	6	27.400	7.131	74.06

Brands Hatch GP

Circuit Length = 2.4332 miles

Start: 09:55 Flag 10:08 End: 10:10

Weather / Track : Cloudy / Dry

These results are provisional until the conclusion of any judicial and technical matters.

Clerk Of Course :

Timekeeper :

Results can be found at www.tsl-timing.com

Printed - 10:10 Saturday, 17 August 2013



BMCRC-MRO Championships 2013 - Brands Hatch GP

Morello Services MRO Powerbikes inc Clubman & Rookie 1000

QUALIFYING - LAP ANALYSIS

DIFF = Difference To Personal Best Lap

P1 90 Sam COVENTRY				
LAP	LAP TIME	DIFF	MPH	TIME OF DAY
1 -	1:32.776	1.911	94.41	09:58:41.847
2 -	1:30.865 (1)		96.40	10:00:12.712
3 -	1:31.169 (2)	0.304	96.08	10:01:43.881
4 -	2:54.072 P	1:23.207	50.32	10:04:37.953
5 -	1:37.472	6.607	89.87	10:06:15.425
6 -	1:32.243 (3)	1.378	94.96	10:07:47.668

P2 126 Jonathan LODGE				
LAP	LAP TIME	DIFF	MPH	TIME OF DAY
1 -	1:36.084	4.901	91.16	09:58:54.174
2 -	1:34.489	3.306	92.70	10:00:28.663
3 -	1:33.345	2.162	93.84	10:02:02.008
4 -	1:31.326 (2)	0.143	95.91	10:03:33.334
5 -	1:31.951 (3)	0.768	95.26	10:05:05.285
6 -	1:31.183 (1)		96.06	10:06:36.468
7 -	1:32.429	1.246	94.77	10:08:08.897
8 -	1:32.893	1.710	94.30	10:09:41.790

P3 11 Peter BAKER				
LAP	LAP TIME	DIFF	MPH	TIME OF DAY
1 -	1:33.587	2.059	93.60	09:58:45.353
2 -	1:32.868	1.340	94.32	10:00:18.221
3 -	1:31.732 (2)	0.204	95.49	10:01:49.953
4 -	1:32.268 (3)	0.740	94.93	10:03:22.221
5 -	1:31.528 (1)		95.70	10:04:53.749
6 -	1:33.433	1.905	93.75	10:06:27.182
7 -	1:35.571	4.043	91.65	10:08:02.753
8 -	1:35.928	4.400	91.31	10:09:38.681

P4 30 Michael HONEY				
LAP	LAP TIME	DIFF	MPH	TIME OF DAY
1 -	1:37.885	4.256	89.49	09:58:51.257
2 -	1:35.570	1.941	91.65	10:00:26.827
3 -	1:35.593	1.964	91.63	10:02:02.420
4 -	1:33.629 (1)		93.55	10:03:36.049
5 -	1:35.101	1.472	92.11	10:05:11.150
6 -	1:33.814 (2)	0.185	93.37	10:06:44.964
7 -	1:35.006 (3)	1.377	92.20	10:08:19.970
8 -	1:59.279	25.650	73.43	10:10:19.249

P5 10 Steve MURPHY				
LAP	LAP TIME	DIFF	MPH	TIME OF DAY
1 -	1:38.910	4.497	88.56	09:59:05.307
2 -	1:37.027	2.614	90.28	10:00:42.334
3 -	1:36.470	2.057	90.80	10:02:18.804
4 -	1:36.030 (3)	1.617	91.21	10:03:54.834
5 -	1:36.966	2.553	90.33	10:05:31.800
6 -	1:35.990 (2)	1.577	91.25	10:07:07.790
7 -	1:34.413 (1)		92.78	10:08:42.203

P6 18 Mark PARBURY				
LAP	LAP TIME	DIFF	MPH	TIME OF DAY
1 -	1:39.704	5.117	87.85	09:58:56.153
2 -	1:45.760	11.173	82.82	10:00:41.913
3 -	1:35.754	1.167	91.48	10:02:17.667
4 -	1:37.126	2.539	90.19	10:03:54.793
5 -	1:35.397 (2)	0.810	91.82	10:05:30.190

DIFF = Difference To Personal Best Lap

6 -	1:35.610 (3)	1.023	91.62	10:07:05.800
7 -	1:34.587 (1)		92.61	10:08:40.387

P7 20 Oli HENDERSON				
LAP	LAP TIME	DIFF	MPH	TIME OF DAY
1 -	1:39.818	5.169	87.75	09:58:58.073
2 -	1:35.987	1.338	91.26	10:00:34.060
3 -	1:35.909	1.260	91.33	10:02:09.969
4 -	1:34.649 (1)		92.55	10:03:44.618
5 -	1:35.772	1.123	91.46	10:05:20.390
6 -	1:34.671 (2)	0.022	92.52	10:06:55.061
7 -	1:35.520 (3)	0.871	91.70	10:08:30.581
8 -	1:36.356	1.707	90.91	10:10:06.937

P8 91 Westley CROZIER				
LAP	LAP TIME	DIFF	MPH	TIME OF DAY
1 -	1:38.412	3.609	89.01	09:58:56.412
2 -	1:36.184	1.381	91.07	10:00:32.596
3 -	1:36.362	1.559	90.90	10:02:08.958
4 -	1:34.861 (2)	0.058	92.34	10:03:43.819
5 -	1:35.317 (3)	0.514	91.90	10:05:19.136
6 -	1:34.803 (1)		92.40	10:06:53.939
7 -	1:35.565	0.762	91.66	10:08:29.504

P9 76 Jason BYARD				
LAP	LAP TIME	DIFF	MPH	TIME OF DAY
1 -	1:39.065	4.158	88.42	09:58:51.571
2 -	1:39.187	4.280	88.31	10:00:30.758
3 -	1:37.023	2.116	90.28	10:02:07.781
4 -	1:35.955 (3)	1.048	91.29	10:03:43.736
5 -	1:37.728	2.821	89.63	10:05:21.464
6 -	1:34.991 (2)	0.084	92.21	10:06:56.455
7 -	1:34.907 (1)		92.29	10:08:31.362
8 -	1:38.786	3.879	88.67	10:10:10.148

P10 8 John COUGHLAN				
LAP	LAP TIME	DIFF	MPH	TIME OF DAY
1 -	1:38.605	3.601	88.83	09:58:51.806
2 -	1:37.413	2.409	89.92	10:00:29.219
3 -	1:35.133 (2)	0.129	92.07	10:02:04.352
4 -	1:35.004 (1)		92.20	10:03:39.356
5 -	1:36.612	1.608	90.67	10:05:15.968
6 -	1:35.403 (3)	0.399	91.81	10:06:51.371

P11 23 Mark FINCHAM				
LAP	LAP TIME	DIFF	MPH	TIME OF DAY
1 -	1:37.844	2.787	89.52	09:58:55.290
2 -	1:36.263	1.206	90.99	10:00:31.553
3 -	1:35.870	0.813	91.37	10:02:07.423
4 -	1:35.057 (1)		92.15	10:03:42.480
5 -	1:35.776 (3)	0.719	91.46	10:05:18.256
6 -	1:35.060 (2)	0.003	92.15	10:06:53.316
7 -	1:36.212	1.155	91.04	10:08:29.528

P12 9 Ross DUNNING				
LAP	LAP TIME	DIFF	MPH	TIME OF DAY
1 -	1:40.470	5.010	87.18	09:58:51.346
2 -	1:38.850	3.390	88.61	10:00:30.196
3 -	1:36.359	0.899	90.90	10:02:06.555

Brands Hatch GP

Circuit Length = 2.4332 miles

Start: 09:55 Flag 10:08 End: 10:10

Weather / Track : Cloudy / Dry

BMCRC-MRO Championships 2013 - Brands Hatch GP

Morello Services MRO Powerbikes inc Clubman & Rookie 1000

QUALIFYING - LAP ANALYSIS

DIFF = Difference To Personal Best Lap

4 -	1:36.136	0.676	91.11	10:03:42.691
5 -	1:36.637	1.177	90.64	10:05:19.328
6 -	1:35.460 (1)		91.76	10:06:54.788
7 -	1:35.687 (2)	0.227	91.54	10:08:30.475
8 -	1:35.773 (3)	0.313	91.46	10:10:06.248

P13 58 Jamie LOVEDAY

LAP	LAP TIME	DIFF	MPH	TIME OF DAY
1 -	1:43.003	7.316	85.04	10:00:24.835
2 -	1:38.249	2.562	89.15	10:02:03.084
3 -	1:36.104 (2)	0.417	91.14	10:03:39.188
4 -	1:38.521	2.834	88.91	10:05:17.709
5 -	1:35.687 (1)		91.54	10:06:53.396
6 -	1:36.130 (3)	0.443	91.12	10:08:29.526
7 -	1:36.284	0.597	90.97	10:10:05.810

P14 66 Joe CARNELL

LAP	LAP TIME	DIFF	MPH	TIME OF DAY
1 -	1:43.696	7.196	84.47	09:59:02.239
2 -	1:37.894	1.394	89.48	10:00:40.133
3 -	1:37.301 (3)	0.801	90.02	10:02:17.434
4 -	1:36.959 (2)	0.459	90.34	10:03:54.393
5 -	1:39.015	2.515	88.46	10:05:33.408
6 -	1:38.841	2.341	88.62	10:07:12.249
7 -	1:36.500 (1)		90.77	10:08:48.749

P15 138 Michael BLANK

LAP	LAP TIME	DIFF	MPH	TIME OF DAY
1 -	1:41.008	4.458	86.72	09:59:02.698
2 -	1:39.464	2.914	88.07	10:00:42.162
3 -	1:36.550 (1)		90.72	10:02:18.712
4 -	1:37.750	1.200	89.61	10:03:56.462
5 -	1:37.238 (3)	0.688	90.08	10:05:33.700
6 -	1:37.630	1.080	89.72	10:07:11.330
7 -	1:36.744 (2)	0.194	90.54	10:08:48.074

P16 14 Bryan PARISH

LAP	LAP TIME	DIFF	MPH	TIME OF DAY
1 -	1:56.941	19.466	74.90	09:59:33.906
2 -	1:43.566	6.091	84.58	10:01:17.472
3 -	1:39.173	1.698	88.32	10:02:56.645
4 -	1:40.235	2.760	87.39	10:04:36.880
5 -	1:37.475 (1)		89.86	10:06:14.355
6 -	1:38.340 (3)	0.865	89.07	10:07:52.695
7 -	1:37.832 (2)	0.357	89.53	10:09:30.527

P17 42 Alan WOOD

LAP	LAP TIME	DIFF	MPH	TIME OF DAY
1 -	1:44.152	6.515	84.10	09:59:04.840
2 -	1:41.207	3.570	86.55	10:00:46.047
3 -	1:38.937	1.300	88.53	10:02:24.984
4 -	1:37.637 (1)		89.71	10:04:02.621
5 -	1:38.156 (2)	0.519	89.24	10:05:40.777
6 -	1:39.546	1.909	87.99	10:07:20.323
7 -	1:38.273 (3)	0.636	89.13	10:08:58.596

P18 31 Jack CROUCHER

LAP	LAP TIME	DIFF	MPH	TIME OF DAY
1 -	1:46.322	8.118	82.38	09:59:12.567

DIFF = Difference To Personal Best Lap

2 -	1:43.526	5.322	84.61	10:00:56.093
3 -	1:41.324	3.120	86.45	10:02:37.417
4 -	1:39.735 (2)	1.531	87.83	10:04:17.152
5 -	1:39.894 (3)	1.690	87.69	10:05:57.046
6 -	1:40.459	2.255	87.19	10:07:37.505
7 -	1:38.204 (1)		89.20	10:09:15.709

P19 7 Chris WOOLLETT

LAP	LAP TIME	DIFF	MPH	TIME OF DAY
1 -	1:44.542	6.125	83.79	09:59:12.718
2 -	1:42.572	4.155	85.40	10:00:55.290
3 -	1:39.974 (3)	1.557	87.62	10:02:35.264
4 -	1:39.280 (2)	0.863	88.23	10:04:14.544
5 -	1:43.269	4.852	84.82	10:05:57.813
6 -	1:48.602	10.185	80.66	10:07:46.415
7 -	1:38.417 (1)		89.00	10:09:24.832

P20 99 Barry CHAPMAN

LAP	LAP TIME	DIFF	MPH	TIME OF DAY
1 -	1:39.554 (1)		87.99	09:58:50.139
2 -	8:50.141 P	7:10.587	16.52	10:07:40.280

P21 96 Jay WILKINSON

LAP	LAP TIME	DIFF	MPH	TIME OF DAY
1 -	1:42.402	2.627	85.54	09:59:10.172
2 -	1:41.503	1.728	86.30	10:00:51.675
3 -	1:39.923 (2)	0.148	87.66	10:02:31.598
4 -	1:42.259	2.484	85.66	10:04:13.857
5 -	1:41.883	2.108	85.97	10:05:55.740
6 -	1:40.893 (3)	1.118	86.82	10:07:36.633
7 -	1:39.775 (1)		87.79	10:09:16.408

P22 111 Adrian AVERRE

LAP	LAP TIME	DIFF	MPH	TIME OF DAY
1 -	1:46.612	5.631	82.16	09:59:15.011
2 -	1:42.635	1.654	85.34	10:00:57.646
3 -	1:43.855	2.874	84.34	10:02:41.501
4 -	1:43.848	2.867	84.35	10:04:25.349
5 -	1:42.590 (3)	1.609	85.38	10:06:07.939
6 -	1:40.981 (1)		86.74	10:07:48.920
7 -	1:41.395 (2)	0.414	86.39	10:09:30.315

P23 17 Colin CLUNE

LAP	LAP TIME	DIFF	MPH	TIME OF DAY
1 -	1:49.057	7.235	80.32	09:59:18.526
2 -	1:43.518	1.696	84.62	10:01:02.044
3 -	1:46.193	4.371	82.48	10:02:48.237
4 -	1:42.967 (3)	1.145	85.07	10:04:31.204
5 -	1:41.822 (1)		86.03	10:06:13.026
6 -	1:43.578	1.756	84.57	10:07:56.604
7 -	1:42.002 (2)	0.180	85.87	10:09:38.606

P24 74 Andy BURKE

LAP	LAP TIME	DIFF	MPH	TIME OF DAY
1 -	1:43.804	1.943	84.38	09:59:05.477
2 -	1:41.922 (2)	0.061	85.94	10:00:47.399
3 -	1:43.475	1.614	84.65	10:02:30.874
4 -	1:42.827	0.966	85.19	10:04:13.701
5 -	1:42.439 (3)	0.578	85.51	10:05:56.140

Brands Hatch GP

Circuit Length = 2.4332 miles

Start: 09:55 Flag 10:08 End: 10:10

Weather / Track : Cloudy / Dry

BMCRC-MRO Championships 2013 - Brands Hatch GP

Morello Services MRO Powerbikes inc Clubman & Rookie 1000

QUALIFYING - LAP ANALYSIS

DIFF = Difference To Personal Best Lap

6 - **1:41.861 (1)** **85.99** **10:07:38.001**
 7 - 1:43.818 1.957 84.37 10:09:21.819

P25 5 Aaron HAY

LAP	LAP TIME	DIFF	MPH	TIME OF DAY
1 -	1:44.636	2.729	83.71	09:59:02.591
2 -	1:44.560	2.653	83.77	10:00:47.151
3 -	1:43.328	1.421	84.77	10:02:30.479
4 -	1:42.680 (3)	0.773	85.31	10:04:13.159
5 -	1:42.384 (2)	0.477	85.55	10:05:55.543
6 -	1:41.907 (1)		85.95	10:07:37.450
7 -	1:45.148	3.241	83.30	10:09:22.598

P26 39 Gordon MCINTYRE

LAP	LAP TIME	DIFF	MPH	TIME OF DAY
1 -	1:48.807	6.744	80.50	09:59:20.466
2 -	1:47.122	5.059	81.77	10:01:07.588
3 -	1:45.686	3.623	82.88	10:02:53.274
4 -	1:44.348	2.285	83.94	10:04:37.622
5 -	1:42.606 (2)	0.543	85.37	10:06:20.228
6 -	1:43.753 (3)	1.690	84.42	10:08:03.981
7 -	1:42.063 (1)		85.82	10:09:46.044

P27 101 Richard PAYNE

LAP	LAP TIME	DIFF	MPH	TIME OF DAY
1 -	1:47.191	4.605	81.72	09:59:14.205
2 -	1:42.934 (3)	0.348	85.10	10:00:57.139
3 -	1:44.850	2.264	83.54	10:02:41.989
4 -	1:44.111	1.525	84.13	10:04:26.100
5 -	1:42.586 (1)		85.39	10:06:08.686
6 -	1:42.815 (2)	0.229	85.20	10:07:51.501
7 -	1:44.994	2.408	83.43	10:09:36.495

P28 116 Tom SCHOFIELD

LAP	LAP TIME	DIFF	MPH	TIME OF DAY
1 -	1:52.301	9.135	78.00	09:59:29.092
2 -	1:45.188	2.022	83.27	10:01:14.280
3 -	1:46.127	2.961	82.54	10:03:00.407
4 -	1:43.166 (1)		84.91	10:04:43.573
5 -	1:44.441 (3)	1.275	83.87	10:06:28.014
6 -	1:44.334 (2)	1.168	83.95	10:08:12.348
7 -	1:52.603	9.437	77.79	10:10:04.951

P29 347 Ryan CLARE

LAP	LAP TIME	DIFF	MPH	TIME OF DAY
1 -	1:49.897	6.424	79.70	09:59:19.956
2 -	1:47.518	4.045	81.47	10:01:07.474
3 -	1:45.174 (3)	1.701	83.28	10:02:52.648
4 -	1:46.207	2.734	82.47	10:04:38.855
5 -	1:45.232	1.759	83.24	10:06:24.087
6 -	1:45.071 (2)	1.598	83.37	10:08:09.158
7 -	1:43.473 (1)		84.65	10:09:52.631

P30 48 Christos BOUZOUKIS

LAP	LAP TIME	DIFF	MPH	TIME OF DAY
1 -	1:48.788	5.300	80.52	09:59:08.696
2 -	1:46.682	3.194	82.11	10:00:55.378
3 -	1:46.042	2.554	82.60	10:02:41.420
4 -	1:46.878	3.390	81.96	10:04:28.298

DIFF = Difference To Personal Best Lap

5 - 1:44.075 (2) 0.587 84.16 10:06:12.373
 6 - 1:44.151 (3) 0.663 84.10 10:07:56.524
 7 - **1:43.488 (1)** **84.64** **10:09:40.012**

P31 176 Jonathan SHEPPARD

LAP	LAP TIME	DIFF	MPH	TIME OF DAY
1 -	1:48.083	4.455	81.04	09:59:23.971
2 -	1:46.140	2.512	82.53	10:01:10.111
3 -	1:46.107	2.479	82.55	10:02:56.218
4 -	1:43.628 (1)		84.53	10:04:39.846
5 -	1:44.905 (3)	1.277	83.50	10:06:24.751
6 -	1:48.210	4.582	80.95	10:08:12.961
7 -	1:44.440 (2)	0.812	83.87	10:09:57.401

P32 88 Adam FOSTER

LAP	LAP TIME	DIFF	MPH	TIME OF DAY
1 -	1:50.571	6.825	79.22	09:59:24.490
2 -	1:45.708	1.962	82.86	10:01:10.198
3 -	1:43.746 (1)		84.43	10:02:53.944
4 -	1:45.623	1.877	82.93	10:04:39.567
5 -	1:44.349 (3)	0.603	83.94	10:06:23.916
6 -	1:43.961 (2)	0.215	84.26	10:08:07.877
7 -	1:44.357	0.611	83.94	10:09:52.234

P33 26 Garry WEST

LAP	LAP TIME	DIFF	MPH	TIME OF DAY
1 -	1:52.253	8.201	78.03	09:59:25.785
2 -	1:47.717	3.665	81.32	10:01:13.502
3 -	1:48.814	4.762	80.50	10:03:02.316
4 -	1:47.695	3.643	81.33	10:04:50.011
5 -	1:47.076 (3)	3.024	81.80	10:06:37.087
6 -	1:44.259 (2)	0.207	84.02	10:08:21.346
7 -	1:44.052 (1)		84.18	10:10:05.398

P34 46 Simon GATES

LAP	LAP TIME	DIFF	MPH	TIME OF DAY
1 -	1:48.505	4.023	80.73	09:59:14.010
2 -	1:47.246	2.764	81.67	10:01:01.256
3 -	1:46.691 (3)	2.209	82.10	10:02:47.947
4 -	1:46.996	2.514	81.87	10:04:34.943
5 -	1:45.185 (2)	0.703	83.28	10:06:20.128
6 -	1:46.750	2.268	82.05	10:08:06.878
7 -	1:44.482 (1)		83.84	10:09:51.360

P35 6 Giles OLLEY

LAP	LAP TIME	DIFF	MPH	TIME OF DAY
1 -	1:50.293	5.068	79.42	09:59:19.491
2 -	1:47.486	2.261	81.49	10:01:06.977
3 -	1:45.340 (2)	0.115	83.15	10:02:52.317
4 -	1:45.225 (1)		83.24	10:04:37.542
5 -	1:45.837 (3)	0.612	82.76	10:06:23.379
6 -	1:49.396	4.171	80.07	10:08:12.775

P36 33 Dan VLADUCEANU

LAP	LAP TIME	DIFF	MPH	TIME OF DAY
1 -	1:49.509	4.217	79.99	09:59:21.881
2 -	1:47.330	2.038	81.61	10:01:09.211
3 -	1:46.676	1.384	82.11	10:02:55.887
4 -	1:45.451 (2)	0.159	83.07	10:04:41.338

Brands Hatch GP

Circuit Length = 2.4332 miles

Start: 09:55 Flag 10:08 End: 10:10

Weather / Track : Cloudy / Dry

BMCRC-MRO Championships 2013 - Brands Hatch GP

Morello Services MRO Powerbikes inc Clubman & Rookie 1000

QUALIFYING - LAP ANALYSIS

DIFF = Difference To Personal Best Lap

5 -	1:46.454	1.162	82.28	10:06:27.792
6 -	1:45.292 (1)		83.19	10:08:13.084
7 -	1:45.632 (3)	0.340	82.92	10:09:58.716

P37 15 Stuart YOUNG				
LAP	LAP TIME	DIFF	MPH	TIME OF DAY
1 -	1:55.713	10.296	75.70	09:59:31.387
2 -	1:49.153 (3)	3.736	80.25	10:01:20.540
3 -	1:45.576 (2)	0.159	82.97	10:03:06.116
4 -	1:45.417 (1)		83.09	10:04:51.533

P38 153 Danny CAMPION				
LAP	LAP TIME	DIFF	MPH	TIME OF DAY
1 -	1:50.996	3.829	78.92	09:59:23.727
2 -	1:49.490	2.323	80.00	10:01:13.217
3 -	1:48.803	1.636	80.51	10:03:02.020
4 -	1:47.618 (3)	0.451	81.39	10:04:49.638
5 -	1:47.167 (1)		81.74	10:06:36.805
6 -	1:48.203	1.036	80.95	10:08:25.008
7 -	1:47.276 (2)	0.109	81.65	10:10:12.284

P39 85 John DAVIS				
LAP	LAP TIME	DIFF	MPH	TIME OF DAY
1 -	1:59.816	8.682	73.11	09:59:31.196
2 -	1:59.036	7.902	73.58	10:01:30.232
3 -	1:55.371	4.237	75.92	10:03:25.603
4 -	1:54.501 (3)	3.367	76.50	10:05:20.104
5 -	1:51.395 (2)	0.261	78.63	10:07:11.499
6 -	1:51.134 (1)		78.82	10:09:02.633

P40 120 Jocelyn BOND				
LAP	LAP TIME	DIFF	MPH	TIME OF DAY
1 -	2:01.687	3.422	71.98	09:59:29.804
2 -	2:00.337	2.072	72.79	10:01:30.141
3 -	1:59.512 (2)	1.247	73.29	10:03:29.653
4 -	1:58.265 (1)		74.06	10:05:27.918
5 -	1:59.663 (3)	1.398	73.20	10:07:27.581
6 -	2:00.529	2.264	72.67	10:09:28.110



BMCRC-MRO Championships 2013 - Brands Hatch GP

Morello Services MRO Powerbikes inc Clubman & Rookie 1000

RACE 4 - GRID

ROW 10	40	1:58.265	120	Jocelyn BOND	39	1:51.134	85	John DAVIS	38	1:47.167	153	Danny CAMPION	37	1:45.417	15	Stuart YOUNG	
ROW 9		1:45.292	36	33	Dan VLADUCEANU	35	1:45.225	6	Giles OLLEY	34	1:44.482	46	Simon GATES	33	1:44.052	26	Garry WEST
ROW 8	32	1:43.746	88	Adam FOSTER	31	1:43.628	176	Jonathan SHEPPARD	30	1:43.488	48	Christos BOUZOUKIS	29	1:43.473	347	Ryan CLARE	
ROW 7		1:43.166	28	116	Tom SCHOFIELD	27	1:42.586	101	Richard PAYNE	26	1:42.063	39	Gordon MCINTYRE	25	1:41.907	5	Aaron HAY
ROW 6	24	1:41.861	74	Andy BURKE	23	1:41.822	17	Colin CLUNE	22	1:40.981	111	Adrian AVERRE	21	1:39.775	96	Jay WILKINSON	
ROW 5		1:39.554	20	99	Barry CHAPMAN	19	1:38.417	7	Chris WOOLLETT	18	1:38.204	31	Jack CROUCHER	17	1:37.637	42	Alan WOOD
ROW 4	16	1:37.475	14	Bryan PARISH	15	1:36.550	138	Michael BLANK	14	1:36.500	66	Joe CARNELL	13	1:35.687	58	Jamie LOVEDAY	
ROW 3		1:35.460	12	9	Ross DUNNING	11	1:35.057	23	Mark FINCHAM	10	1:35.004	8	John COUGHLAN	9	1:34.907	76	Jason BYARD
ROW 2	8	1:34.803	91	Westley CROZIER	7	1:34.649	20	Oli HENDERSON	6	1:34.587	18	Mark PARBURY	5	1:34.413	10	Steve MURPHY	
ROW 1		1:33.629	4	30	Michael HONEY	3	1:31.528	11	Peter BAKER	2	1:31.183	126	Jonathan LODGE	1	1:30.865	90	Sam COVENTRY
																	Pole

Brands Hatch GP
Circuit Length = 2.4332 miles

These results are provisional until the conclusion of any judicial and technical matters.

Clerk Of Course :	Timekeeper :
-------------------	--------------

Results can be found at www.tsl-timing.com

Printed - 10:12 Saturday, 17 August 2013





BMCRC-MRO Championships 2013 - Brands Hatch GP

Morello Services MRO Powerbikes inc Clubman & Rookie 1000

RACE 4 - CLASSIFICATION

POS	NO	CL	PIC NAME	ENTRY	LAPS	TIME	GAP	DIFF	MPH	BEST	ON
1	90		1 Sam COVENTRY	BMW - Futuremoto/Continental	6	9:11.216			95.35	1:30.035	4
2	11		2 Peter BAKER	Kawasaki - Morello Services	6	9:11.439	0.223	0.223	95.31	1:30.576	5
3	126		3 Jonathan LODGE	Kawasaki - Diesolift/Earnshaws	6	9:11.533	0.317	0.094	95.29	1:30.110	5
4	99		4 Barry CHAPMAN	BMW -	6	9:26.046	14.830	14.513	92.85	1:31.335	6
5	18		5 Mark PARBURY	Kawasaki -	6	9:31.448	20.232	5.402	91.97	1:33.623	6
6	10		6 Steve MURPHY	Kawasaki -	6	9:31.980	20.764	0.532	91.88	1:33.745	5
7	20		7 Oli HENDERSON	Kawasaki -	6	9:34.113	22.897	2.133	91.54	1:34.076	5
8	23	C	1 Mark FINCHAM	BMW - Eurotech Bikesure	6	9:34.486	23.270	0.373	91.48	1:33.431	3
9	30	C	2 Michael HONEY	Suzuki - Digital Barriers	6	9:34.534	23.318	0.048	91.48	1:33.739	5
10	8	C	3 John COUGHLAN	Aprilia - Bikersworld	6	9:36.729	25.513	2.195	91.13	1:34.700	4
11	91	C	4 Westley CROZIER	Kawasaki - Tec Supplies	6	9:37.052	25.836	0.323	91.08	1:34.012	5
12	9	C	5 Ross DUNNING	Honda - Christie Glass	6	9:41.368	30.152	4.316	90.40	1:34.602	3
13	58	C	6 Jamie LOVEDAY	Kawasaki - Insignia Signs	6	9:42.819	31.603	1.451	90.18	1:34.957	4
14	76	C	7 Jason BYARD	Kawasaki - May Construction	6	9:49.552	38.336	6.733	89.15	1:36.160	5
15	66		8 Joe CARNELL	Honda - PGM Plastering	6	9:51.980	40.764	2.428	88.78	1:36.407	4
16	31	1R	1 Jack CROUCHER	Suzuki - Trendy Lofts	6	9:58.233	47.017	6.253	87.85	1:37.291	6
17	14	C	8 Bryan PARISH	Kawasaki - Allcool/Genstar	6	9:58.319	47.103	0.086	87.84	1:37.812	6
18	42	C	9 Alan WOOD	Suzuki - alanwoodracing.co.uk	6	9:58.762	47.546	0.443	87.77	1:37.230	6
19	96	1R	2 Jay WILKINSON	Kawasaki - TWR	6	9:59.631	48.415	0.869	87.65	1:38.120	4
20	111	1R	3 Adrian AVERRE	Aprilia -	6	10:08.127	56.911	8.496	86.42	1:39.073	4
21	5		9 Aaron HAY	BMW -	6	10:21.024	1:09.808	12.897	84.63	1:41.558	2
22	74	C	10 Andy BURKE	Yamaha -	6	10:21.311	1:10.095	0.287	84.59	1:41.658	2
23	88	1R	4 Adam FOSTER	Honda -	6	10:22.575	1:11.359	1.264	84.42	1:40.534	6
24	17	1R	5 Colin CLUNE	Yamaha -	6	10:23.483	1:12.267	0.908	84.29	1:41.754	6
25	39	1R	6 Gordon MCINTYRE	BMW -	6	10:29.437	1:18.221	5.954	83.50	1:41.361	6
26	26	1R	7 Garry WEST	BMW -	6	10:32.704	1:21.488	3.267	83.07	1:42.280	6
27	101	C	11 Richard PAYNE	Suzuki -	6	10:34.926	1:23.710	2.222	82.77	1:41.575	6
28	347	1R	8 Ryan CLARE	Aprilia -	6	10:36.313	1:25.097	1.387	82.59	1:42.503	5
29	46	1R	9 Simon GATES	Yamaha -	6	10:44.653	1:33.437	8.340	81.53	1:42.875	6
30	153	1R	10 Danny CAMPION	Yamaha - A-Skip	6	10:47.522	1:36.306	2.869	81.16	1:44.947	4
31	6	C	12 Giles OLLEY	Suzuki - Webreality	6	10:48.817	1:37.601	1.295	81.00	1:46.350	3
32	33	1R	11 Dan VLADUCEANU	BMW -	6	10:49.177	1:37.961	0.360	80.96	1:46.452	2
33	176	1R	12 Jonathan SHEPPARD	Yamaha - Genstar Support	6	10:49.386	1:38.170	0.209	80.93	1:45.392	3
34	15	1R	13 Stuart YOUNG	Suzuki - SJY Tiling	5	9:13.972	1 Lap	1 Lap	79.06	1:46.397	2
35	85	1R	14 John DAVIS	Yamaha -	5	9:21.260	1 Lap	7.288	78.03	1:48.281	5
36	120	* 1R	15 Jocelyn BOND	Yamaha -	5	9:55.735	1 Lap	34.475	73.52	1:56.987	5

NOT CLASSIFIED

DNF	7	C	Chris WOOLLETT	Kawasaki - Littlewood Fencing	4	6:40.343	2 Laps	1 Lap	87.52	1:36.110	4
DNF	48	1R	Christos BOUZOUKIS	Yamaha -	4	6:59.046	2 Laps	18.703	83.61	1:41.721	4

FASTEST LAP

90			Sam COVENTRY	BMW - Futuremoto/Continental	4	1:30.035		97.29 mph		156.57 kph	
23	C		Mark FINCHAM	BMW - Eurotech Bikesure	3	1:33.431		93.75 mph		150.88 kph	
31	1R		Jack CROUCHER	Suzuki - Trendy Lofts	6	1:37.291		90.03 mph		144.90 kph	

* Please move transponder - poor signal

Brands Hatch GP

Circuit Length = 2.4332 miles

Start: 13:36 Flag 13:45 End: 13:48

Weather / Track : Cloudy / Dry

These results are provisional until the conclusion of any judicial and technical matters.

Clerk Of Course :		Timekeeper :	
-------------------	--	--------------	--

Results can be found at www.tsl-timing.com

Printed - 13:54 Saturday, 17 August 2013



BMCRC-MRO Championships 2013 - Brands Hatch GP

Morello Services MRO Powerbikes inc Clubman & Rookie 1000

RACE 4 - LAP CHART

LAP 1		
NO	BEHIND	LAP TIME

90		1:36.155
11	0.736	1:36.891
126	2.148	1:38.303
10	4.696	1:40.851
20	4.867	1:41.022
30	5.198	1:41.353
18	5.458	1:41.613
8	6.178	1:42.333
23	6.457	1:42.612
99	7.226	1:43.381
91	7.539	1:43.694
58	8.838	1:44.993
76	9.043	1:45.198
9	9.905	1:46.060
66	10.490	1:46.645
14	10.980	1:47.135
96	11.309	1:47.464
31	11.872	1:48.027
7	12.179	1:48.334
42	12.787	1:48.942
111	13.297	1:49.452
5	14.127	1:50.282
74	14.734	1:50.889
17	14.956	1:51.111
48	16.183	1:52.338
88	16.207	1:52.362
6	18.174	1:54.329
101	18.604	1:54.759
26	18.653	1:54.808
39	18.740	1:54.895
46	19.297	1:55.452
33	19.613	1:55.768
15	20.458	1:56.613
347	20.741	1:56.896
176	21.196	1:57.351
153	21.700	1:57.855
85	23.059	1:59.214
120	29.771	2:05.926

LAP 2		
NO	BEHIND	LAP TIME

90		1:30.849
11	0.790	1:30.903
126	2.348	1:31.049
10	7.971	1:34.124
20	8.279	1:34.261
18	9.317	1:34.708
30	9.502	1:35.153
99	10.029	1:33.652
8	10.433	1:35.104
23	10.606	1:34.998
91	11.860	1:35.170
58	13.348	1:35.359
9	14.768	1:35.712
76	15.447	1:37.253
66	16.963	1:37.322
14	18.491	1:38.360
96	18.723	1:38.263
7	19.886	1:38.556
31	20.224	1:39.201
42	20.246	1:38.308
111	21.792	1:39.344

5	24.836	1:41.558
74	25.543	1:41.658
17	26.658	1:42.551
48	28.078	1:42.744
88	28.803	1:43.445
26	32.117	1:44.313
39	32.641	1:44.750
6	33.830	1:46.505
101	34.082	1:46.327
46	34.321	1:45.873
347	34.694	1:44.802
33	35.216	1:46.452
15	36.006	1:46.397
176	36.332	1:45.985
153	37.044	1:46.193
85	41.899	1:49.689
120	57.283	1:58.361

LAP 3		
NO	BEHIND	LAP TIME

90		1:30.599
11	1.134	1:30.943
126	2.445	1:30.696
10	11.859	1:34.487
99	11.934	1:32.504
20	12.334	1:34.654
18	12.550	1:33.832
30	13.197	1:34.294
23	13.438	1:33.431
8	14.772	1:34.938
91	16.401	1:35.140
58	18.429	1:35.680
9	18.771	1:34.602
76	21.681	1:36.833
66	23.361	1:36.997
14	26.352	1:38.460
96	26.587	1:38.463
7	26.630	1:37.343
42	27.757	1:38.110
31	28.002	1:38.377
111	30.629	1:39.436
5	36.549	1:42.312
74	36.992	1:42.048
17	38.141	1:42.082
48	39.722	1:42.243
88	40.590	1:42.386
39	44.759	1:42.717
26	46.284	1:44.766
6	49.581	1:46.350
101	49.775	1:46.292
46	49.973	1:46.251
347	50.305	1:46.210
176	51.125	1:45.392
33	51.161	1:46.544
153	51.836	1:45.391
15	59.914	1:54.507
85	1:04.110	1:52.810
120	1:23.870	1:57.186

LAP 4		
NO	BEHIND	LAP TIME

90		1:30.035
11	1.710	1:30.611
126	2.841	1:30.431

99	14.376	1:32.477
18	16.542	1:34.027
10	16.808	1:34.984
20	17.089	1:34.790
23	17.603	1:34.200
30	18.390	1:35.228
8	19.437	1:34.700
91	21.054	1:34.688
58	23.351	1:34.957
9	23.890	1:35.154
76	28.302	1:36.656
66	29.733	1:36.407
7	32.705	1:36.110
14	34.466	1:38.149
96	34.672	1:38.120
31	35.297	1:37.330
42	35.569	1:37.847
111	39.667	1:39.073
5	48.723	1:42.209
74	49.024	1:42.067
17	50.827	1:42.721
48	51.408	1:41.721
88	51.672	1:41.117
39	57.903	1:43.179
26	1:00.035	1:43.786
101	1:01.712	1:41.972
347	1:03.248	1:42.978
6	1:06.195	1:46.649
153	1:06.748	1:44.947
46	1:06.991	1:47.053
176	1:07.518	1:46.428
33	1:07.773	1:46.647
15	1:17.085	1:47.206
85	1:25.341	1:51.266

LAP 5		
NO	BEHIND	LAP TIME

90		1:30.756
11	1.530	1:30.576
126	2.195	1:30.110
99	16.317	1:32.697
18	19.431	1:33.645
10	19.797	1:33.745
120	1 Lap	1:57.275
20	20.409	1:34.076
23	21.312	1:34.465
30	21.373	1:33.739
8	23.490	1:34.809
91	24.310	1:34.012
9	27.909	1:34.775
58	28.246	1:35.651
76	33.706	1:36.160
66	35.461	1:36.484
14	42.113	1:38.403
96	42.505	1:38.589
31	42.548	1:38.007
42	43.138	1:38.325
111	48.839	1:39.928
5	1:00.353	1:42.386
74	1:00.719	1:42.451
17	1:03.335	1:43.264
88	1:03.647	1:42.731
39	1:09.682	1:42.535
26	1:12.030	1:42.751
101	1:14.957	1:44.001

347	1:14.995	1:42.503
6	1:22.994	1:47.555
46	1:23.384	1:47.149
153	1:23.696	1:47.704
176	1:24.015	1:47.253
33	1:24.139	1:47.122

LAP 6		
NO	BEHIND	LAP TIME

90		1:32.822
11	0.223	1:31.515
126	0.317	1:30.944
15	1 Lap	1:49.249
85	1 Lap	1:48.281
99	14.830	1:31.335
18	20.232	1:33.623
10	20.764	1:33.789
20	22.897	1:35.310
23	23.270	1:34.780
30	23.318	1:34.767
8	25.513	1:34.845
91	25.836	1:34.348
9	30.152	1:35.065
58	31.603	1:36.179
76	38.336	1:37.452
66	40.764	1:38.125
120	1 Lap	1:56.987
31	47.017	1:37.291
14	47.103	1:37.812
42	47.546	1:37.230
96	48.415	1:38.732
111	56.911	1:40.894
5	1:09.808	1:42.277
74	1:10.095	1:42.198
88	1:11.359	1:40.534
17	1:12.267	1:41.754
39	1:18.221	1:41.361
26	1:21.488	1:42.280
101	1:23.710	1:41.575
347	1:25.097	1:42.924
46	1:33.437	1:42.875
153	1:36.306	1:45.432
6	1:37.601	1:47.429
33	1:37.961	1:46.644
176	1:38.170	1:46.977

Weather / Track : Cloudy / Dry

Brands Hatch GP
Circuit Length = 2.4332 miles
Start: 13:36 Flag 13:45 End: 13:48

BMCRC-MRO Championships 2013 - Brands Hatch GP

Morello Services MRO Powerbikes inc Clubman & Rookie 1000

RACE 4 - LAP ANALYSIS

DIFF = Difference To Personal Best Lap

P1 90 Sam COVENTRY				
LAP	LAP TIME	DIFF	MPH	TIME OF DAY
1 -	1:36.155	6.120	91.10	13:37:58.487
2 -	1:30.849	0.814	96.42	13:39:29.336
3 -	1:30.599 (2)	0.564	96.68	13:40:59.935
4 -	1:30.035 (1)		97.29	13:42:29.970
5 -	1:30.756 (3)	0.721	96.52	13:44:00.726
6 -	1:32.822	2.787	94.37	13:45:33.548

P2 11 Peter BAKER				
LAP	LAP TIME	DIFF	MPH	TIME OF DAY
1 -	1:36.891	6.315	90.40	13:37:59.223
2 -	1:30.903 (3)	0.327	96.36	13:39:30.126
3 -	1:30.943	0.367	96.32	13:41:01.069
4 -	1:30.611 (2)	0.035	96.67	13:42:31.680
5 -	1:30.576 (1)		96.71	13:44:02.256
6 -	1:31.515	0.939	95.72	13:45:33.771

P3 126 Jonathan LODGE				
LAP	LAP TIME	DIFF	MPH	TIME OF DAY
1 -	1:38.303	8.193	89.11	13:38:00.635
2 -	1:31.049	0.939	96.21	13:39:31.684
3 -	1:30.696 (3)	0.586	96.58	13:41:02.380
4 -	1:30.431 (2)	0.321	96.86	13:42:32.811
5 -	1:30.110 (1)		97.21	13:44:02.921
6 -	1:30.944	0.834	96.32	13:45:33.865

P4 99 Barry CHAPMAN				
LAP	LAP TIME	DIFF	MPH	TIME OF DAY
1 -	1:43.381	12.046	84.73	13:38:05.713
2 -	1:33.652	2.317	93.53	13:39:39.365
3 -	1:32.504 (3)	1.169	94.69	13:41:11.869
4 -	1:32.477 (2)	1.142	94.72	13:42:44.346
5 -	1:32.697	1.362	94.49	13:44:17.043
6 -	1:31.335 (1)		95.90	13:45:48.378

P5 18 Mark PARBURY				
LAP	LAP TIME	DIFF	MPH	TIME OF DAY
1 -	1:41.613	7.990	86.20	13:38:03.945
2 -	1:34.708	1.085	92.49	13:39:38.653
3 -	1:33.832 (3)	0.209	93.35	13:41:12.485
4 -	1:34.027	0.404	93.16	13:42:46.512
5 -	1:33.645 (2)	0.022	93.54	13:44:20.157
6 -	1:33.623 (1)		93.56	13:45:53.780

P6 10 Steve MURPHY				
LAP	LAP TIME	DIFF	MPH	TIME OF DAY
1 -	1:40.851	7.106	86.85	13:38:03.183
2 -	1:34.124 (3)	0.379	93.06	13:39:37.307
3 -	1:34.487	0.742	92.70	13:41:11.794
4 -	1:34.984	1.239	92.22	13:42:46.778
5 -	1:33.745 (1)		93.44	13:44:20.523
6 -	1:33.789 (2)	0.044	93.39	13:45:54.312

P7 20 Oli HENDERSON				
LAP	LAP TIME	DIFF	MPH	TIME OF DAY
1 -	1:41.022	6.946	86.71	13:38:03.354
2 -	1:34.261 (2)	0.185	92.93	13:39:37.615

DIFF = Difference To Personal Best Lap

3 -	1:34.654 (3)	0.578	92.54	13:41:12.269
4 -	1:34.790	0.714	92.41	13:42:47.059
5 -	1:34.076 (1)		93.11	13:44:21.135
6 -	1:35.310	1.234	91.90	13:45:56.445

P8 23 Mark FINCHAM				
LAP	LAP TIME	DIFF	MPH	TIME OF DAY
1 -	1:42.612	9.181	85.36	13:38:04.944
2 -	1:34.998	1.567	92.21	13:39:39.942
3 -	1:33.431 (1)		93.75	13:41:13.373
4 -	1:34.200 (2)	0.769	92.99	13:42:47.573
5 -	1:34.465 (3)	1.034	92.73	13:44:22.038
6 -	1:34.780	1.349	92.42	13:45:56.818

P9 30 Michael HONEY				
LAP	LAP TIME	DIFF	MPH	TIME OF DAY
1 -	1:41.353	7.614	86.42	13:38:03.685
2 -	1:35.153	1.414	92.06	13:39:38.838
3 -	1:34.294 (2)	0.555	92.89	13:41:13.132
4 -	1:35.228	1.489	91.98	13:42:48.360
5 -	1:33.739 (1)		93.44	13:44:22.099
6 -	1:34.767 (3)	1.028	92.43	13:45:56.866

P10 8 John COUGHLAN				
LAP	LAP TIME	DIFF	MPH	TIME OF DAY
1 -	1:42.333	7.633	85.60	13:38:04.665
2 -	1:35.104	0.404	92.10	13:39:39.769
3 -	1:34.938	0.238	92.26	13:41:14.707
4 -	1:34.700 (1)		92.50	13:42:49.407
5 -	1:34.809 (2)	0.109	92.39	13:44:24.216
6 -	1:34.845 (3)	0.145	92.35	13:45:59.061

P11 91 Westley CROZIER				
LAP	LAP TIME	DIFF	MPH	TIME OF DAY
1 -	1:43.694	9.682	84.47	13:38:06.026
2 -	1:35.170	1.158	92.04	13:39:41.196
3 -	1:35.140	1.128	92.07	13:41:16.336
4 -	1:34.688 (3)	0.676	92.51	13:42:51.024
5 -	1:34.012 (1)		93.17	13:44:25.036
6 -	1:34.348 (2)	0.336	92.84	13:45:59.384

P12 9 Ross DUNNING				
LAP	LAP TIME	DIFF	MPH	TIME OF DAY
1 -	1:46.060	11.458	82.59	13:38:08.392
2 -	1:35.712	1.110	91.52	13:39:44.104
3 -	1:34.602 (1)		92.59	13:41:18.706
4 -	1:35.154	0.552	92.05	13:42:53.860
5 -	1:34.775 (2)	0.173	92.42	13:44:28.635
6 -	1:35.065 (3)	0.463	92.14	13:46:03.700

P13 58 Jamie LOVEDAY				
LAP	LAP TIME	DIFF	MPH	TIME OF DAY
1 -	1:44.993	10.036	83.43	13:38:07.325
2 -	1:35.359 (2)	0.402	91.86	13:39:42.684
3 -	1:35.680	0.723	91.55	13:41:18.364
4 -	1:34.957 (1)		92.25	13:42:53.321
5 -	1:35.651 (3)	0.694	91.58	13:44:28.972
6 -	1:36.179	1.222	91.07	13:46:05.151

Weather / Track : Cloudy / Dry

Brands Hatch GP

Circuit Length = 2.4332 miles

Start: 13:36 Flag 13:45 End: 13:48

BMCRC-MRO Championships 2013 - Brands Hatch GP

Morello Services MRO Powerbikes inc Clubman & Rookie 1000

RACE 4 - LAP ANALYSIS

DIFF = Difference To Personal Best Lap

P14 76 Jason BYARD				
LAP	LAP TIME	DIFF	MPH	TIME OF DAY
1 -	1:45.198	9.038	83.26	13:38:07.530
2 -	1:37.253	1.093	90.07	13:39:44.783
3 -	1:36.833 (3)	0.673	90.46	13:41:21.616
4 -	1:36.656 (2)	0.496	90.62	13:42:58.272
5 -	1:36.160 (1)	91.09	13:44:34.432	
6 -	1:37.452	1.292	89.88	13:46:11.884

P15 66 Joe CARNELL				
LAP	LAP TIME	DIFF	MPH	TIME OF DAY
1 -	1:46.645	10.238	82.13	13:38:08.977
2 -	1:37.322	0.915	90.00	13:39:46.299
3 -	1:36.997 (3)	0.590	90.31	13:41:23.296
4 -	1:36.407 (1)		90.86	13:42:59.703
5 -	1:36.484 (2)	0.077	90.79	13:44:36.187
6 -	1:38.125	1.718	89.27	13:46:14.312

P16 31 Jack CROUCHER				
LAP	LAP TIME	DIFF	MPH	TIME OF DAY
1 -	1:48.027	10.736	81.08	13:38:10.359
2 -	1:39.201	1.910	88.30	13:39:49.560
3 -	1:38.377	1.086	89.04	13:41:27.937
4 -	1:37.330 (2)	0.039	90.00	13:43:05.267
5 -	1:38.007 (3)	0.716	89.37	13:44:43.274
6 -	1:37.291 (1)		90.03	13:46:20.565

P17 14 Bryan PARISH				
LAP	LAP TIME	DIFF	MPH	TIME OF DAY
1 -	1:47.135	9.323	81.76	13:38:09.467
2 -	1:38.360 (3)	0.548	89.05	13:39:47.827
3 -	1:38.460	0.648	88.96	13:41:26.287
4 -	1:38.149 (2)	0.337	89.25	13:43:04.436
5 -	1:38.403	0.591	89.02	13:44:42.839
6 -	1:37.812 (1)		89.55	13:46:20.651

P18 42 Alan WOOD				
LAP	LAP TIME	DIFF	MPH	TIME OF DAY
1 -	1:48.942	11.712	80.40	13:38:11.274
2 -	1:38.308	1.078	89.10	13:39:49.582
3 -	1:38.110 (3)	0.880	89.28	13:41:27.692
4 -	1:37.847 (2)	0.617	89.52	13:43:05.539
5 -	1:38.325	1.095	89.09	13:44:43.864
6 -	1:37.230 (1)		90.09	13:46:21.094

P19 96 Jay WILKINSON				
LAP	LAP TIME	DIFF	MPH	TIME OF DAY
1 -	1:47.464	9.344	81.51	13:38:09.796
2 -	1:38.263 (2)	0.143	89.14	13:39:48.059
3 -	1:38.463 (3)	0.343	88.96	13:41:26.522
4 -	1:38.120 (1)		89.27	13:43:04.642
5 -	1:38.589	0.469	88.85	13:44:43.231
6 -	1:38.732	0.612	88.72	13:46:21.963

P20 111 Adrian AVERRE				
LAP	LAP TIME	DIFF	MPH	TIME OF DAY
1 -	1:49.452	10.379	80.03	13:38:11.784
2 -	1:39.344 (2)	0.271	88.17	13:39:51.128

DIFF = Difference To Personal Best Lap

3 -	1:39.436 (3)	0.363	88.09	13:41:30.564
4 -	1:39.073 (1)		88.41	13:43:09.637
5 -	1:39.928	0.855	87.66	13:44:49.565
6 -	1:40.894	1.821	86.82	13:46:30.459

P21 5 Aaron HAY				
LAP	LAP TIME	DIFF	MPH	TIME OF DAY
1 -	1:50.282	8.724	79.43	13:38:12.614
2 -	1:41.558 (1)		86.25	13:39:54.172
3 -	1:42.312	0.754	85.61	13:41:36.484
4 -	1:42.209 (2)	0.651	85.70	13:43:18.693
5 -	1:42.386	0.828	85.55	13:45:01.079
6 -	1:42.277 (3)	0.719	85.64	13:46:43.356

P22 74 Andy BURKE				
LAP	LAP TIME	DIFF	MPH	TIME OF DAY
1 -	1:50.889	9.231	78.99	13:38:13.221
2 -	1:41.658 (1)		86.16	13:39:54.879
3 -	1:42.048 (2)	0.390	85.84	13:41:36.927
4 -	1:42.067 (3)	0.409	85.82	13:43:18.994
5 -	1:42.451	0.793	85.50	13:45:01.445
6 -	1:42.198	0.540	85.71	13:46:43.643

P23 88 Adam FOSTER				
LAP	LAP TIME	DIFF	MPH	TIME OF DAY
1 -	1:52.362	11.828	77.96	13:38:14.694
2 -	1:43.445	2.911	84.68	13:39:58.139
3 -	1:42.386 (3)	1.852	85.55	13:41:40.525
4 -	1:41.117 (2)	0.583	86.63	13:43:21.642
5 -	1:42.731	2.197	85.26	13:45:04.373
6 -	1:40.534 (1)		87.13	13:46:44.907

P24 17 Colin CLUNE				
LAP	LAP TIME	DIFF	MPH	TIME OF DAY
1 -	1:51.111	9.357	78.83	13:38:13.443
2 -	1:42.551 (3)	0.797	85.41	13:39:55.994
3 -	1:42.082 (2)	0.328	85.81	13:41:38.076
4 -	1:42.721	0.967	85.27	13:43:20.797
5 -	1:43.264	1.510	84.82	13:45:04.061
6 -	1:41.754 (1)		86.08	13:46:45.815

P25 39 Gordon MCINTYRE				
LAP	LAP TIME	DIFF	MPH	TIME OF DAY
1 -	1:54.895	13.534	76.24	13:38:17.227
2 -	1:44.750	3.389	83.62	13:40:01.977
3 -	1:42.717 (3)	1.356	85.28	13:41:44.694
4 -	1:43.179	1.818	84.89	13:43:27.873
5 -	1:42.535 (2)	1.174	85.43	13:45:10.408
6 -	1:41.361 (1)		86.42	13:46:51.769

P26 26 Garry WEST				
LAP	LAP TIME	DIFF	MPH	TIME OF DAY
1 -	1:54.808	12.528	76.29	13:38:17.140
2 -	1:44.313	2.033	83.97	13:40:01.453
3 -	1:44.766	2.486	83.61	13:41:46.219
4 -	1:43.786 (3)	1.506	84.40	13:43:30.005
5 -	1:42.751 (2)	0.471	85.25	13:45:12.756
6 -	1:42.280 (1)		85.64	13:46:55.036

Weather / Track : Cloudy / Dry

Brands Hatch GP

Circuit Length = 2.4332 miles

Start: 13:36 Flag 13:45 End: 13:48

BMCRC-MRO Championships 2013 - Brands Hatch GP

Morello Services MRO Powerbikes inc Clubman & Rookie 1000

RACE 4 - LAP ANALYSIS

DIFF = Difference To Personal Best Lap

P27 101 Richard PAYNE				
LAP	LAP TIME	DIFF	MPH	TIME OF DAY
1 -	1:54.759	13.184	76.33	13:38:17.091
2 -	1:46.327	4.752	82.38	13:40:03.418
3 -	1:46.292	4.717	82.41	13:41:49.710
4 -	1:41.972 (2)	0.397	85.90	13:43:31.682
5 -	1:44.001 (3)	2.426	84.22	13:45:15.683
6 -	1:41.575 (1)		86.24	13:46:57.258

P28 347 Ryan CLARE				
LAP	LAP TIME	DIFF	MPH	TIME OF DAY
1 -	1:56.896	14.393	74.93	13:38:19.228
2 -	1:44.802	2.299	83.58	13:40:04.030
3 -	1:46.210	3.707	82.47	13:41:50.240
4 -	1:42.978 (3)	0.475	85.06	13:43:33.218
5 -	1:42.503 (1)		85.45	13:45:15.721
6 -	1:42.924 (2)	0.421	85.10	13:46:58.645

P29 46 Simon GATES				
LAP	LAP TIME	DIFF	MPH	TIME OF DAY
1 -	1:55.452	12.577	75.87	13:38:17.784
2 -	1:45.873 (2)	2.998	82.73	13:40:03.657
3 -	1:46.251 (3)	3.376	82.44	13:41:49.908
4 -	1:47.053	4.178	81.82	13:43:36.961
5 -	1:47.149	4.274	81.75	13:45:24.110
6 -	1:42.875 (1)		85.15	13:47:06.985

P30 153 Danny CAMPION				
LAP	LAP TIME	DIFF	MPH	TIME OF DAY
1 -	1:57.855	12.908	74.32	13:38:20.187
2 -	1:46.193	1.246	82.48	13:40:06.380
3 -	1:45.391 (2)	0.444	83.11	13:41:51.771
4 -	1:44.947 (1)		83.46	13:43:36.718
5 -	1:47.704	2.757	81.33	13:45:24.422
6 -	1:45.432 (3)	0.485	83.08	13:47:09.854

P31 6 Giles OLLEY				
LAP	LAP TIME	DIFF	MPH	TIME OF DAY
1 -	1:54.329	7.979	76.61	13:38:16.661
2 -	1:46.505 (2)	0.155	82.24	13:40:03.166
3 -	1:46.350 (1)		82.36	13:41:49.516
4 -	1:46.649 (3)	0.299	82.13	13:43:36.165
5 -	1:47.555	1.205	81.44	13:45:23.720
6 -	1:47.429	1.079	81.54	13:47:11.149

P32 33 Dan VLADUCEANU				
LAP	LAP TIME	DIFF	MPH	TIME OF DAY
1 -	1:55.768	9.316	75.66	13:38:18.100
2 -	1:46.452 (1)		82.28	13:40:04.552
3 -	1:46.544 (2)	0.092	82.21	13:41:51.096
4 -	1:46.647	0.195	82.13	13:43:37.743
5 -	1:47.122	0.670	81.77	13:45:24.865
6 -	1:46.644 (3)	0.192	82.14	13:47:11.509

P33 176 Jonathan SHEPPARD				
LAP	LAP TIME	DIFF	MPH	TIME OF DAY
1 -	1:57.351	11.959	74.64	13:38:19.683
2 -	1:45.985 (2)	0.593	82.65	13:40:05.668

DIFF = Difference To Personal Best Lap

3 -	1:45.392 (1)		83.11	13:41:51.060
4 -	1:46.428 (3)	1.036	82.30	13:43:37.488
5 -	1:47.253	1.861	81.67	13:45:24.741
6 -	1:46.977	1.585	81.88	13:47:11.718

P34 15 Stuart YOUNG				
LAP	LAP TIME	DIFF	MPH	TIME OF DAY
1 -	1:56.613	10.216	75.11	13:38:18.945
2 -	1:46.397 (1)		82.33	13:40:05.342
3 -	1:54.507	8.110	76.50	13:41:59.849
4 -	1:47.206 (2)	0.809	81.71	13:43:47.055
5 -	1:49.249 (3)	2.852	80.18	13:45:36.304

P35 85 John DAVIS				
LAP	LAP TIME	DIFF	MPH	TIME OF DAY
1 -	1:59.214	10.933	73.47	13:38:21.546
2 -	1:49.689 (2)	1.408	79.86	13:40:11.235
3 -	1:52.810	4.529	77.65	13:42:04.045
4 -	1:51.266 (3)	2.985	78.72	13:43:55.311
5 -	1:48.281 (1)		80.89	13:45:43.592

P36 120 Jocelyn BOND				
LAP	LAP TIME	DIFF	MPH	TIME OF DAY
1 -	2:05.926	8.939	69.56	13:38:28.258
2 -	1:58.361	1.374	74.00	13:40:26.619
3 -	1:57.186 (2)	0.199	74.75	13:42:23.805
4 -	1:57.275 (3)	0.288	74.69	13:44:21.080
5 -	1:56.987 (1)		74.87	13:46:18.067

P37 7 Chris WOOLLETT				
LAP	LAP TIME	DIFF	MPH	TIME OF DAY
1 -	1:48.334	12.224	80.85	13:38:10.666
2 -	1:38.556 (3)	2.446	88.88	13:39:49.222
3 -	1:37.343 (2)	1.233	89.98	13:41:26.565
4 -	1:36.110 (1)		91.14	13:43:02.675

P38 48 Christos BOUZOUKIS				
LAP	LAP TIME	DIFF	MPH	TIME OF DAY
1 -	1:52.338	10.617	77.97	13:38:14.670
2 -	1:42.744 (3)	1.023	85.25	13:39:57.414
3 -	1:42.243 (2)	0.522	85.67	13:41:39.657
4 -	1:41.721 (1)		86.11	13:43:21.378

Weather / Track : Cloudy / Dry



BMCRC-MRO Championships 2013 - Brands Hatch GP

Morello Services MRO Powerbikes inc Clubman & Rookie 1000

RACE 14 - GRID

ROW 10			38	1:56.987	120	Jocelyn BOND	37	1:48.281	85	John DAVIS								
ROW 9		36	1:46.452	33	Dan VLADUCEANU	35	1:46.397	15	Stuart YOUNG	34	1:46.350	6	Giles OLLEY	33	1:45.392	176	Jonathan SHEPPARD	
ROW 8		32	1:44.947	153	Danny CAMPION	31	1:42.875	46	Simon GATES	30	1:42.503	347	Ryan CLARE	29	1:42.280	26	Garry WEST	
ROW 7			1:41.754	28	17	Colin CLUNE	27	1:41.721	48	Christos BOUZOUKIS	26	1:41.658	74	Andy BURKE	25	1:41.575	101	Richard PAYNE
ROW 6		24	1:41.558	5	Aaron HAY	23	1:41.361	39	Gordon MCINTYRE	22	1:40.534	88	Adam FOSTER	21	1:39.073	111	Adrian AVERRE	
ROW 5			1:38.120	20	96	Jay WILKINSON	19	1:37.812	14	Bryan PARISH	18	1:37.291	31	Jack CROUCHER	17	1:37.230	42	Alan WOOD
ROW 4		16	1:36.407	66	Joe CARNELL	15	1:36.160	76	Jason BYARD	14	1:36.110	7	Chris WOOLLETT	13	1:34.957	58	Jamie LOVEDAY	
ROW 3			1:34.700	12	8	John COUGHLAN	11	1:34.602	9	Ross DUNNING	10	1:34.076	20	Oli HENDERSON	9	1:34.012	91	Westley CROZIER
ROW 2		8	1:33.745	10	Steve MURPHY	7	1:33.739	30	Michael HONEY	6	1:33.623	18	Mark PARBURY	5	1:33.431	23	Mark FINCHAM	
ROW 1			1:31.335	4	99	Barry CHAPMAN	3	1:30.576	11	Peter BAKER	2	1:30.110	126	Jonathan LODGE	1	1:30.035	90	Sam COVENTRY
																		Pole

Brands Hatch GP
Circuit Length = 2.4332 miles

These results are provisional until the conclusion of any judicial and technical matters.

Clerk Of Course :	Timekeeper :
-------------------	--------------

Results can be found at www.tsl-timing.com

Printed - 13:56 Saturday, 17 August 2013





BMCRC-MRO Championships 2013 - Brands Hatch GP

Morello Services MRO Powerbikes inc Clubman & Rookie 1000

RACE 14 - CLASSIFICATION

POS	NO	CL	PIC NAME	ENTRY	LAPS	TIME	GAP	DIFF	MPH	BEST	ON
1	90		1 Sam COVENTRY	BMW - Futuremoto/Continental	5	7:39.884			95.23	1:30.265	4
2	126		2 Jonathan LODGE	Kawasaki - Diesolift/Earnshaws	5	7:40.207	0.323	0.323	95.17	1:30.112	4
3	11		3 Peter BAKER	Kawasaki - Morello Services	5	7:45.339	5.455	5.132	94.12	1:31.119	3
4	99		4 Barry CHAPMAN	BMW -	5	7:47.873	7.989	2.534	93.61	1:31.591	2
5	30	C	1 Michael HONEY	Suzuki - Digital Barriers	5	7:58.571	18.687	10.698	91.52	1:33.984	4
6	10		5 Steve MURPHY	Kawasaki -	5	8:01.309	21.425	2.738	91.00	1:34.003	5
7	91	C	2 Westley CROZIER	Kawasaki - Tec Supplies	5	8:01.517	21.633	0.208	90.96	1:34.134	4
8	8	C	3 John COUGHLAN	Aprilia - Bikersworld	5	8:03.171	23.287	1.654	90.64	1:34.442	5
9	20		6 Oli HENDERSON	Kawasaki -	5	8:03.896	24.012	0.725	90.51	1:34.348	4
10	9	C	4 Ross DUNNING	Honda - Christie Glass	5	8:04.138	24.254	0.242	90.46	1:34.348	5
11	58	C	5 Jamie LOVEDAY	Kawasaki - Insignia Signs	5	8:07.436	27.552	3.298	89.85	1:35.198	4
12	18		7 Mark PARBURY	Kawasaki -	5	8:11.819	31.935	4.383	89.05	1:35.061	5
13	76	C	6 Jason BYARD	Kawasaki - May Construction	5	8:12.398	32.514	0.579	88.95	1:35.037	5
14	66		8 Joe CARNELL	Honda - PGM Plastering	5	8:22.709	42.825	10.311	87.12	1:37.950	5
15	7	C	7 Chris WOOLLETT	Kawasaki - Littlewood Fencing	5	8:22.893	43.009	0.184	87.09	1:38.169	4
16	138		9 Michael BLANK	Kawasaki - Foxcote Fire Systems	5	8:22.978	43.094	0.085	87.07	1:37.860	5
17	42	C	8 Alan WOOD	Suzuki - alanwoodracing.co.uk	5	8:23.406	43.522	0.428	87.00	1:37.877	5
18	31	1R	1 Jack CROUCHER	Suzuki - Trendy Lofts	5	8:24.306	44.422	0.900	86.85	1:37.809	5
19	14	C	9 Bryan PARISH	Kawasaki - Allcool/Genstar	5	8:24.569	44.685	0.263	86.80	1:38.337	4
20	96	1R	2 Jay WILKINSON	Kawasaki - TWR	5	8:27.469	47.585	2.900	86.30	1:39.012	4
21	111	1R	3 Adrian AVERRE	Aprilia -	5	8:33.139	53.255	5.670	85.35	1:39.984	2
22	74	C	10 Andy BURKE	Yamaha -	5	8:33.521	53.637	0.382	85.29	1:39.783	2
23	39	1R	4 Gordon MCINTYRE	BMW -	5	8:37.533	57.649	4.012	84.63	1:40.545	5
24	48	1R	5 Christos BOUZOUKIS	Yamaha -	5	8:46.816	1:06.932	9.283	83.13	1:41.482	5
25	15	1R	6 Stuart YOUNG	Suzuki - SJY Tiling	5	8:47.543	1:07.659	0.727	83.02	1:43.054	5
26	17	1R	7 Colin CLUNE	Yamaha -	5	8:48.163	1:08.279	0.620	82.92	1:42.380	2
27	46	1R	8 Simon GATES	Yamaha -	5	8:48.842	1:08.958	0.679	82.82	1:43.309	5
28	347	1R	9 Ryan CLARE	Aprilia -	5	8:50.392	1:10.508	1.550	82.57	1:41.920	5
29	101	C	11 Richard PAYNE	Suzuki -	5	8:50.425	1:10.541	0.033	82.57	1:41.631	4
30	153	1R	10 Danny CAMPION	Yamaha - A-Skip	5	8:56.744	1:16.860	6.319	81.60	1:44.219	4
31	26	1R	11 Garry WEST	BMW -	5	8:56.970	1:17.086	0.226	81.56	1:43.420	4
32	176	1R	12 Jonathan SHEPPARD	Yamaha - Genstar Support	5	9:03.271	1:23.387	6.301	80.62	1:45.470	5
33	33	1R	13 Dan VLADUCEANU	BMW -	5	9:04.506	1:24.622	1.235	80.43	1:46.836	3
34	85	1R	14 John DAVIS	Yamaha -	5	9:27.015	1:47.131	22.509	77.24	1:48.725	4
35	120	1R	15 Jocelyn BOND	Yamaha -	4	8:01.716	1 Lap	1 Lap	72.73	1:57.307	2
36	23	C	12 Mark FINCHAM	BMW - Eurotech Bikesure	3	9:09.783	2 Laps	1 Lap	47.79	1:39.779	3

NOT CLASSIFIED

DNF	88	1R	Adam FOSTER	Honda -	4	7:05.851	1 Lap	0.000	82.28	1:43.271	2
DNF	6	C	Giles OLLEY	Suzuki - Webreality	2	3:59.937	3 Laps	2 Laps	73.01	1:56.301	2

FASTEST LAP

126			Jonathan LODGE	Kawasaki - Diesolift/Earnshaws	4	1:30.112		97.21 mph	156.44 kph		
30	C		Michael HONEY	Suzuki - Digital Barriers	4	1:33.984		93.20 mph	150.00 kph		
31	1R		Jack CROUCHER	Suzuki - Trendy Lofts	5	1:37.809		89.56 mph	144.13 kph		

Brands Hatch GP

Circuit Length = 2.4332 miles

Start: 17:00 Flag 17:08 End: 17:09

Weather / Track : Cloudy / Dry

These results are provisional until the conclusion of any judicial and technical matters.

Clerk Of Course :		Timekeeper :	
-------------------	--	--------------	--

Results can be found at www.tsl-timing.com

Printed - 17:10 Saturday, 17 August 2013



BMCRC-MRO Championships 2013 - Brands Hatch GP

Morello Services MRO Powerbikes inc Clubman & Rookie 1000

RACE 14 - LAP CHART

LAP 1		
NO	BEHIND	LAP TIME

90		1:37.059
11	0.588	1:37.647
126	0.840	1:37.899
99	2.758	1:39.817
30	4.461	1:41.520
18	5.507	1:42.566
91	5.634	1:42.693
8	5.900	1:42.959
20	6.213	1:43.272
58	6.829	1:43.888
10	6.853	1:43.912
9	7.565	1:44.624
42	10.893	1:47.952
96	11.279	1:48.338
76	11.381	1:48.440
66	11.529	1:48.588
7	11.747	1:48.806
31	12.681	1:49.740
14	12.725	1:49.784
138	12.810	1:49.869
111	13.976	1:51.035
74	14.602	1:51.661
15	15.612	1:52.671
46	16.071	1:53.130
48	16.351	1:53.410
39	16.544	1:53.603
17	18.037	1:55.096
88	18.477	1:55.536
33	19.071	1:56.130
347	19.521	1:56.580
101	19.632	1:56.691
153	20.744	1:57.803
26	21.098	1:58.157
176	21.912	1:58.971
85	26.407	2:03.466
6	26.577	2:03.636
120	29.700	2:06.759

LAP 2		
NO	BEHIND	LAP TIME

90		1:31.035
126	0.711	1:30.906
11	1.360	1:31.807
99	3.314	1:31.591
30	8.400	1:34.974
18	9.787	1:35.315
91	10.040	1:35.441
10	10.720	1:34.902
8	11.029	1:36.164
20	11.393	1:36.215
9	11.829	1:35.299
58	12.223	1:36.429
76	17.783	1:37.437
42	19.438	1:39.580
7	19.530	1:38.818
96	19.753	1:39.509
66	19.961	1:39.467
14	20.193	1:38.503
138	20.258	1:38.483
31	21.170	1:39.524
111	22.925	1:39.984
74	23.350	1:39.783

39	27.357	1:41.848
15	28.538	1:43.961
46	28.648	1:43.612
48	28.992	1:43.676
17	29.382	1:42.380
88	30.713	1:43.271
347	33.602	1:45.116
153	35.003	1:45.294
33	35.120	1:47.084
101	35.304	1:46.707
26	35.569	1:45.506
176	36.434	1:45.557
85	48.160	1:52.788
6	51.843	1:56.301
120	55.972	1:57.307

LAP 3		
NO	BEHIND	LAP TIME

90		1:30.685
126	0.759	1:30.733
11	1.794	1:31.119
99	5.119	1:32.490
30	11.808	1:34.093
91	14.244	1:34.889
10	14.413	1:34.378
8	15.460	1:35.116
20	15.896	1:35.188
9	16.414	1:35.270
58	17.172	1:35.634
18	20.945	1:41.843
76	23.286	1:36.188
42	27.579	1:38.826
7	27.673	1:38.828
66	27.862	1:38.586
138	27.987	1:38.414
96	28.613	1:39.545
14	28.772	1:39.264
31	29.288	1:38.803
111	32.589	1:40.349
74	33.366	1:40.701
39	37.604	1:40.932
15	41.897	1:44.044
46	41.997	1:44.034
48	42.240	1:43.933
17	42.713	1:44.016
88	43.379	1:43.351
347	46.301	1:43.384
101	48.019	1:43.400
153	49.238	1:44.920
26	50.312	1:45.428
33	51.271	1:46.836
176	52.226	1:46.477
23	2 Laps	5:47.863
85	1:09.527	1:52.052
120	1:25.203	1:59.916

LAP 4		
NO	BEHIND	LAP TIME

90		1:30.265
126	0.606	1:30.112
11	3.651	1:32.122
99	6.476	1:31.622
30	15.527	1:33.984
91	18.113	1:34.134

10	18.262	1:34.114
8	19.685	1:34.490
20	19.979	1:34.348
9	20.746	1:34.597
58	22.105	1:35.198
18	27.714	1:37.034
76	28.317	1:35.296
7	35.577	1:38.169
66	35.715	1:38.118
138	36.074	1:38.352
42	36.485	1:39.171
14	36.844	1:38.337
96	37.360	1:39.012
31	37.453	1:38.430
111	43.109	1:40.785
74	43.612	1:40.511
39	47.944	1:40.605
15	55.445	1:43.813
17	55.904	1:43.456
48	56.290	1:44.315
46	56.489	1:44.757
88	56.807	1:43.693
101	59.385	1:41.631
347	59.428	1:43.392
153	1:03.192	1:44.219
26	1:03.467	1:43.420
33	1:08.406	1:47.400
176	1:08.757	1:46.796
23	2 Laps	1:42.141
85	1:27.987	1:48.725

LAP 5		
NO	BEHIND	LAP TIME

90		1:30.840
126	0.323	1:30.557
11	5.455	1:32.644
99	7.989	1:32.353
30	18.687	1:34.000
10	21.425	1:34.003
91	21.633	1:34.360
120	1 Lap	1:57.734
8	23.287	1:34.442
20	24.012	1:34.873
9	24.254	1:34.348
58	27.552	1:36.287
18	31.935	1:35.061
76	32.514	1:35.037
66	42.825	1:37.950
7	43.009	1:38.272
138	43.094	1:37.860
42	43.522	1:37.877
31	44.422	1:37.809
14	44.685	1:38.681
96	47.585	1:41.065
111	53.255	1:40.986
74	53.637	1:40.865
39	57.649	1:40.545
48	1:06.932	1:41.482
15	1:07.659	1:43.054
17	1:08.279	1:43.215
46	1:08.958	1:43.309
347	1:10.508	1:41.920
101	1:10.541	1:41.996
153	1:16.860	1:44.508
26	1:17.086	1:44.459

176	1:23.387	1:45.470
33	1:24.622	1:47.056
23	2 Laps	1:39.779
85	1:47.131	1:49.984

Weather / Track : Cloudy / Dry

Results can be found at www.tsl-timing.com

Brands Hatch GP
Circuit Length = 2.4332 miles
Start: 17:00 Flag 17:08 End: 17:09

Printed - 17:10 Saturday, 17 August 2013

BMCRC-MRO Championships 2013 - Brands Hatch GP

Morello Services MRO Powerbikes inc Clubman & Rookie 1000

RACE 14 - LAP ANALYSIS

DIFF = Difference To Personal Best Lap

P1 90 Sam COVENTRY				
LAP	LAP TIME	DIFF	MPH	TIME OF DAY
1 -	1:37.059	6.794	90.25	17:01:58.722
2 -	1:31.035	0.770	96.22	17:03:29.757
3 -	1:30.685 (2)	0.420	96.59	17:05:00.442
4 -	1:30.265 (1)		97.04	17:06:30.707
5 -	1:30.840 (3)	0.575	96.43	17:08:01.547

P2 126 Jonathan LODGE				
LAP	LAP TIME	DIFF	MPH	TIME OF DAY
1 -	1:37.899	7.787	89.47	17:01:59.562
2 -	1:30.906	0.794	96.36	17:03:30.468
3 -	1:30.733 (3)	0.621	96.54	17:05:01.201
4 -	1:30.112 (1)		97.21	17:06:31.313
5 -	1:30.557 (2)	0.445	96.73	17:08:01.870

P3 11 Peter BAKER				
LAP	LAP TIME	DIFF	MPH	TIME OF DAY
1 -	1:37.647	6.528	89.70	17:01:59.310
2 -	1:31.807 (2)	0.688	95.41	17:03:31.117
3 -	1:31.119 (1)		96.13	17:05:02.236
4 -	1:32.122 (3)	1.003	95.08	17:06:34.358
5 -	1:32.644	1.525	94.55	17:08:07.002

P4 99 Barry CHAPMAN				
LAP	LAP TIME	DIFF	MPH	TIME OF DAY
1 -	1:39.817	8.226	87.75	17:02:01.480
2 -	1:31.591 (1)		95.64	17:03:33.071
3 -	1:32.490	0.899	94.71	17:05:05.561
4 -	1:31.622 (2)	0.031	95.60	17:06:37.183
5 -	1:32.353 (3)	0.762	94.85	17:08:09.536

P5 30 Michael HONEY				
LAP	LAP TIME	DIFF	MPH	TIME OF DAY
1 -	1:41.520	7.536	86.28	17:02:03.183
2 -	1:34.974	0.990	92.23	17:03:38.157
3 -	1:34.093 (3)	0.109	93.09	17:05:12.250
4 -	1:33.984 (1)		93.20	17:06:46.234
5 -	1:34.000 (2)	0.016	93.18	17:08:20.234

P6 10 Steve MURPHY				
LAP	LAP TIME	DIFF	MPH	TIME OF DAY
1 -	1:43.912	9.909	84.30	17:02:05.575
2 -	1:34.902	0.899	92.30	17:03:40.477
3 -	1:34.378 (3)	0.375	92.81	17:05:14.855
4 -	1:34.114 (2)	0.111	93.07	17:06:48.969
5 -	1:34.003 (1)		93.18	17:08:22.972

P7 91 Westley CROZIER				
LAP	LAP TIME	DIFF	MPH	TIME OF DAY
1 -	1:42.693	8.559	85.30	17:02:04.356
2 -	1:35.441	1.307	91.78	17:03:39.797
3 -	1:34.889 (3)	0.755	92.31	17:05:14.686
4 -	1:34.134 (1)		93.05	17:06:48.820
5 -	1:34.360 (2)	0.226	92.83	17:08:23.180

DIFF = Difference To Personal Best Lap

P8 8 John COUGHLAN				
LAP	LAP TIME	DIFF	MPH	TIME OF DAY
1 -	1:42.959	8.517	85.08	17:02:04.622
2 -	1:36.164	1.722	91.09	17:03:40.786
3 -	1:35.116 (3)	0.674	92.09	17:05:15.902
4 -	1:34.490 (2)	0.048	92.70	17:06:50.392
5 -	1:34.442 (1)		92.75	17:08:24.834

P9 20 Oli HENDERSON				
LAP	LAP TIME	DIFF	MPH	TIME OF DAY
1 -	1:43.272	8.924	84.82	17:02:04.935
2 -	1:36.215	1.867	91.04	17:03:41.150
3 -	1:35.188 (3)	0.840	92.02	17:05:16.338
4 -	1:34.348 (1)		92.84	17:06:50.686
5 -	1:34.873 (2)	0.525	92.33	17:08:25.559

P10 9 Ross DUNNING				
LAP	LAP TIME	DIFF	MPH	TIME OF DAY
1 -	1:44.624	10.276	83.72	17:02:06.287
2 -	1:35.299	0.951	91.91	17:03:41.586
3 -	1:35.270 (3)	0.922	91.94	17:05:16.856
4 -	1:34.597 (2)	0.249	92.60	17:06:51.453
5 -	1:34.348 (1)		92.84	17:08:25.801

P11 58 Jamie LOVEDAY				
LAP	LAP TIME	DIFF	MPH	TIME OF DAY
1 -	1:43.888	8.690	84.32	17:02:05.551
2 -	1:36.429	1.231	90.84	17:03:41.980
3 -	1:35.634 (2)	0.436	91.59	17:05:17.614
4 -	1:35.198 (1)		92.01	17:06:52.812
5 -	1:36.287 (3)	1.089	90.97	17:08:29.099

P12 18 Mark PARBURY				
LAP	LAP TIME	DIFF	MPH	TIME OF DAY
1 -	1:42.566	7.505	85.40	17:02:04.229
2 -	1:35.315 (2)	0.254	91.90	17:03:39.544
3 -	1:41.843	6.782	86.01	17:05:21.387
4 -	1:37.034 (3)	1.973	90.27	17:06:58.421
5 -	1:35.061 (1)		92.14	17:08:33.482

P13 76 Jason BYARD				
LAP	LAP TIME	DIFF	MPH	TIME OF DAY
1 -	1:48.440	13.403	80.78	17:02:10.103
2 -	1:37.437	2.400	89.90	17:03:47.540
3 -	1:36.188 (3)	1.151	91.07	17:05:23.728
4 -	1:35.296 (2)	0.259	91.92	17:06:59.024
5 -	1:35.037 (1)		92.17	17:08:34.061

P14 66 Joe CARNELL				
LAP	LAP TIME	DIFF	MPH	TIME OF DAY
1 -	1:48.588	10.638	80.67	17:02:10.251
2 -	1:39.467	1.517	88.06	17:03:49.718
3 -	1:38.586 (3)	0.636	88.85	17:05:28.304
4 -	1:38.118 (2)	0.168	89.27	17:07:06.422
5 -	1:37.950 (1)		89.43	17:08:44.372

Weather / Track : Cloudy / Dry

BMCRC-MRO Championships 2013 - Brands Hatch GP

Morello Services MRO Powerbikes inc Clubman & Rookie 1000

RACE 14 - LAP ANALYSIS

DIFF = Difference To Personal Best Lap

P15 7 Chris WOOLLETT				
LAP	LAP TIME	DIFF	MPH	TIME OF DAY
1 -	1:48.806	10.637	80.50	17:02:10.469
2 -	1:38.818 (3)	0.649	88.64	17:03:49.287
3 -	1:38.828	0.659	88.63	17:05:28.115
4 -	1:38.169 (1)	89.23	17:07:06.284	
5 -	1:38.272 (2)	0.103	89.13	17:08:44.556

P16 138 Michael BLANK				
LAP	LAP TIME	DIFF	MPH	TIME OF DAY
1 -	1:49.869	12.009	79.72	17:02:11.532
2 -	1:38.483	0.623	88.94	17:03:50.015
3 -	1:38.414 (3)	0.554	89.01	17:05:28.429
4 -	1:38.352 (2)	0.492	89.06	17:07:06.781
5 -	1:37.860 (1)	89.51	17:08:44.641	

P17 42 Alan WOOD				
LAP	LAP TIME	DIFF	MPH	TIME OF DAY
1 -	1:47.952	10.075	81.14	17:02:09.615
2 -	1:39.580	1.703	87.96	17:03:49.195
3 -	1:38.826 (2)	0.949	88.63	17:05:28.021
4 -	1:39.171 (3)	1.294	88.33	17:07:07.192
5 -	1:37.877 (1)	89.49	17:08:45.069	

P18 31 Jack CROUCHER				
LAP	LAP TIME	DIFF	MPH	TIME OF DAY
1 -	1:49.740	11.931	79.82	17:02:11.403
2 -	1:39.524	1.715	88.01	17:03:50.927
3 -	1:38.803 (3)	0.994	88.65	17:05:29.730
4 -	1:38.430 (2)	0.621	88.99	17:07:08.160
5 -	1:37.809 (1)	89.56	17:08:45.969	

P19 14 Bryan PARISH				
LAP	LAP TIME	DIFF	MPH	TIME OF DAY
1 -	1:49.784	11.447	79.79	17:02:11.447
2 -	1:38.503 (2)	0.166	88.92	17:03:49.950
3 -	1:39.264	0.927	88.24	17:05:29.214
4 -	1:38.337 (1)	89.07	17:07:07.551	
5 -	1:38.681 (3)	0.344	88.76	17:08:46.232

P20 96 Jay WILKINSON				
LAP	LAP TIME	DIFF	MPH	TIME OF DAY
1 -	1:48.338	9.326	80.85	17:02:10.001
2 -	1:39.509 (2)	0.497	88.03	17:03:49.510
3 -	1:39.545 (3)	0.533	87.99	17:05:29.055
4 -	1:39.012 (1)	88.47	17:07:08.067	
5 -	1:41.065	2.053	86.67	17:08:49.132

P21 111 Adrian AVERRE				
LAP	LAP TIME	DIFF	MPH	TIME OF DAY
1 -	1:51.035	11.051	78.89	17:02:12.698
2 -	1:39.984 (1)	87.61	17:03:52.682	
3 -	1:40.349 (2)	0.365	87.29	17:05:33.031
4 -	1:40.785 (3)	0.801	86.91	17:07:13.816
5 -	1:40.986	1.002	86.74	17:08:54.802

DIFF = Difference To Personal Best Lap

P22 74 Andy BURKE				
LAP	LAP TIME	DIFF	MPH	TIME OF DAY
1 -	1:51.661	11.878	78.45	17:02:13.324
2 -	1:39.783 (1)	87.78	17:03:53.107	
3 -	1:40.701 (3)	0.918	86.98	17:05:33.808
4 -	1:40.511 (2)	0.728	87.15	17:07:14.319
5 -	1:40.865	1.082	86.84	17:08:55.184

P23 39 Gordon MCINTYRE				
LAP	LAP TIME	DIFF	MPH	TIME OF DAY
1 -	1:53.603	13.058	77.10	17:02:15.266
2 -	1:41.848	1.303	86.00	17:03:57.114
3 -	1:40.932 (3)	0.387	86.78	17:05:38.046
4 -	1:40.605 (2)	0.060	87.07	17:07:18.651
5 -	1:40.545 (1)	87.12	17:08:59.196	

P24 48 Christos BOUZOUKIS				
LAP	LAP TIME	DIFF	MPH	TIME OF DAY
1 -	1:53.410	11.928	77.24	17:02:15.073
2 -	1:43.676 (2)	2.194	84.49	17:03:58.749
3 -	1:43.933 (3)	2.451	84.28	17:05:42.682
4 -	1:44.315	2.833	83.97	17:07:26.997
5 -	1:41.482 (1)	86.31	17:09:08.479	

P25 15 Stuart YOUNG				
LAP	LAP TIME	DIFF	MPH	TIME OF DAY
1 -	1:52.671	9.617	77.74	17:02:14.334
2 -	1:43.961 (3)	0.907	84.26	17:03:58.295
3 -	1:44.044	0.990	84.19	17:05:42.339
4 -	1:43.813 (2)	0.759	84.38	17:07:26.152
5 -	1:43.054 (1)	85.00	17:09:09.206	

P26 17 Colin CLUNE				
LAP	LAP TIME	DIFF	MPH	TIME OF DAY
1 -	1:55.096	12.716	76.10	17:02:16.759
2 -	1:42.380 (1)	85.56	17:03:59.139	
3 -	1:44.016	1.636	84.21	17:05:43.155
4 -	1:43.456 (3)	1.076	84.67	17:07:26.611
5 -	1:43.215 (2)	0.835	84.86	17:09:09.826

P27 46 Simon GATES				
LAP	LAP TIME	DIFF	MPH	TIME OF DAY
1 -	1:53.130	9.821	77.43	17:02:14.793
2 -	1:43.612 (2)	0.303	84.54	17:03:58.405
3 -	1:44.034 (3)	0.725	84.20	17:05:42.439
4 -	1:44.757	1.448	83.62	17:07:27.196
5 -	1:43.309 (1)	84.79	17:09:10.505	

P28 347 Ryan CLARE				
LAP	LAP TIME	DIFF	MPH	TIME OF DAY
1 -	1:56.580	14.660	75.14	17:02:18.243
2 -	1:45.116	3.196	83.33	17:04:03.359
3 -	1:43.384 (2)	1.464	84.73	17:05:46.743
4 -	1:43.392 (3)	1.472	84.72	17:07:30.135
5 -	1:41.920 (1)	85.94	17:09:12.055	

Weather / Track : Cloudy / Dry

Brands Hatch GP

Circuit Length = 2.4332 miles

Start: 17:00 Flag 17:08 End: 17:09

BMCRC-MRO Championships 2013 - Brands Hatch GP

Morello Services MRO Powerbikes inc Clubman & Rookie 1000

RACE 14 - LAP ANALYSIS

DIFF = Difference To Personal Best Lap

P29 101 Richard PAYNE				
LAP	LAP TIME	DIFF	MPH	TIME OF DAY
1 -	1:56.691	15.060	75.06	17:02:18.354
2 -	1:46.707	5.076	82.09	17:04:05.061
3 -	1:43.400 (3)	1.769	84.71	17:05:48.461
4 -	1:41.631 (1)		86.19	17:07:30.092
5 -	1:41.996 (2)	0.365	85.88	17:09:12.088

P30 153 Danny CAMPION				
LAP	LAP TIME	DIFF	MPH	TIME OF DAY
1 -	1:57.803	13.584	74.36	17:02:19.466
2 -	1:45.294	1.075	83.19	17:04:04.760
3 -	1:44.920 (3)	0.701	83.49	17:05:49.680
4 -	1:44.219 (1)		84.05	17:07:33.899
5 -	1:44.508 (2)	0.289	83.81	17:09:18.407

P31 26 Garry WEST				
LAP	LAP TIME	DIFF	MPH	TIME OF DAY
1 -	1:58.157	14.737	74.13	17:02:19.820
2 -	1:45.506	2.086	83.02	17:04:05.326
3 -	1:45.428 (3)	2.008	83.08	17:05:50.754
4 -	1:43.420 (1)		84.70	17:07:34.174
5 -	1:44.459 (2)	1.039	83.85	17:09:18.633

P32 176 Jonathan SHEPPARD				
LAP	LAP TIME	DIFF	MPH	TIME OF DAY
1 -	1:58.971	13.501	73.63	17:02:20.634
2 -	1:45.557 (2)	0.087	82.98	17:04:06.191
3 -	1:46.477 (3)	1.007	82.26	17:05:52.668
4 -	1:46.796	1.326	82.02	17:07:39.464
5 -	1:45.470 (1)		83.05	17:09:24.934

P33 33 Dan VLADUCEANU				
LAP	LAP TIME	DIFF	MPH	TIME OF DAY
1 -	1:56.130	9.294	75.43	17:02:17.793
2 -	1:47.084 (3)	0.248	81.80	17:04:04.877
3 -	1:46.836 (1)		81.99	17:05:51.713
4 -	1:47.400	0.564	81.56	17:07:39.113
5 -	1:47.056 (2)	0.220	81.82	17:09:26.169

P34 85 John DAVIS				
LAP	LAP TIME	DIFF	MPH	TIME OF DAY
1 -	2:03.466	14.741	70.94	17:02:25.129
2 -	1:52.788	4.063	77.66	17:04:17.917
3 -	1:52.052 (3)	3.327	78.17	17:06:09.969
4 -	1:48.725 (1)		80.56	17:07:58.694
5 -	1:49.984 (2)	1.259	79.64	17:09:48.678

P35 120 Jocelyn BOND				
LAP	LAP TIME	DIFF	MPH	TIME OF DAY
1 -	2:06.759	9.452	69.10	17:02:28.422
2 -	1:57.307 (1)		74.67	17:04:25.729
3 -	1:59.916 (3)	2.609	73.04	17:06:25.645
4 -	1:57.734 (2)	0.427	74.40	17:08:23.379

P36 23 Mark FINCHAM				
LAP	LAP TIME	DIFF	MPH	TIME OF DAY

DIFF = Difference To Personal Best Lap

1 -	5:47.863 (3)	4:08.084	25.18	17:06:09.526
2 -	1:42.141 (2)	2.362	85.76	17:07:51.667
3 -	1:39.779 (1)		87.79	17:09:31.446

P37 88 Adam FOSTER				
LAP	LAP TIME	DIFF	MPH	TIME OF DAY
1 -	1:55.536	12.265	75.81	17:02:17.199
2 -	1:43.271 (1)		84.82	17:04:00.470
3 -	1:43.351 (2)	0.080	84.75	17:05:43.821
4 -	1:43.693 (3)	0.422	84.47	17:07:27.514

P38 6 Giles OLLEY				
LAP	LAP TIME	DIFF	MPH	TIME OF DAY
1 -	2:03.636 (2)	7.335	70.85	17:02:25.299
2 -	1:56.301 (1)		75.32	17:04:21.600



BMCRC-MRO Championships 2013 - Brands Hatch GP

Morello Services MRO Powerbikes inc Clubman & Rookie 1000

RACE 4 - GRID

ROW 10			38	120	Jocelyn BOND	1:57.307	37	6	Giles OLLEY	1:56.301								
ROW 9		36	85	John DAVIS	1:48.725	35	33	Dan VLADUCEANU	1:46.836	34	176	Jonathan SHEPPARD	1:45.470	33	153	Danny CAMPION	1:44.219	
ROW 8		32	26	Garry WEST	1:43.420	31	46	Simon GATES	1:43.309	30	88	Adam FOSTER	1:43.271	29	15	Stuart YOUNG	1:43.054	
ROW 7			28	17	Colin CLUNE	1:42.380	27	347	Ryan CLARE	1:41.920	26	101	Richard PAYNE	1:41.631	25	48	Christos BOUZOUKIS	1:41.482
ROW 6		24	39	Gordon MCINTYRE	1:40.545	23	111	Adrian AVERRE	1:39.984	22	74	Andy BURKE	1:39.783	21	23	Mark FINCHAM	1:39.779	
ROW 5			20	96	Jay WILKINSON	1:39.012	19	14	Bryan PARISH	1:38.337	18	7	Chris WOOLLETT	1:38.169	17	66	Joe CARNELL	1:37.950
ROW 4		16	42	Alan WOOD	1:37.877	15	138	Michael BLANK	1:37.860	14	31	Jack CROUCHER	1:37.809	13	58	Jamie LOVEDAY	1:35.198	
ROW 3			12	18	Mark PARBURY	1:35.061	11	76	Jason BYARD	1:35.037	10	8	John COUGHLAN	1:34.442	9	9	Ross DUNNING	1:34.348
ROW 2		8	20	Oli HENDERSON	1:34.348	7	91	Westley CROZIER	1:34.134	6	10	Steve MURPHY	1:34.003	5	30	Michael HONEY	1:33.984	
ROW 1			4	99	Barry CHAPMAN	1:31.591	3	11	Peter BAKER	1:31.119	2	90	Sam COVENTRY	1:30.265	1	126	Jonathan LODGE	1:30.112
																		Pole

Brands Hatch GP
Circuit Length = 2.4332 miles

These results are provisional until the conclusion of any judicial and technical matters.

Clerk Of Course :	Timekeeper :
-------------------	--------------

Results can be found at www.tsl-timing.com

Printed - 17:13 Saturday, 17 August 2013





BMCRC-MRO Championships 2013 - Brands Hatch GP

Morello Services MRO Powerbikes inc Clubman & Rookie 1000

RACE 4 - CLASSIFICATION

POS	NO	CL	PIC NAME	ENTRY	LAPS	TIME	GAP	DIFF	MPH	BEST	ON
1	90		1 Sam COVENTRY	BMW - Futuremoto/Continental	6	9:06.744			96.13	1:30.107	5
2	126		2 Jonathan LODGE	Kawasaki - Diesolift/Earnshaws	6	9:07.378	0.634	0.634	96.01	1:29.929	2
3	11		3 Peter BAKER	Kawasaki - Morello Services	6	9:12.126	5.382	4.748	95.19	1:30.567	2
4	99		4 Barry CHAPMAN	BMW -	6	9:12.267	5.523	0.141	95.16	1:30.413	4
5	3		5 Rob MCNEALY	Kawasaki - McNealy Brown	6	9:23.764	17.020	11.497	93.22	1:31.183	3
6	30	C	1 Michael HONEY	Suzuki - Digital Barriers	6	9:24.417	17.673	0.653	93.12	1:32.971	2
7	10		6 Steve MURPHY	Kawasaki -	6	9:26.314	19.570	1.897	92.80	1:32.889	2
8	20		7 Oli HENDERSON	Kawasaki -	6	9:26.467	19.723	0.153	92.78	1:32.955	3
9	91	C	2 Westley CROZIER	Kawasaki - Tec Supplies	6	9:33.831	27.087	7.364	91.59	1:33.747	3
10	8	C	3 John COUGHLAN	Aprilia - Bikersworld	6	9:34.599	27.855	0.768	91.47	1:34.157	3
11	18		8 Mark PARBURY	Kawasaki -	6	9:34.939	28.195	0.340	91.41	1:34.441	6
12	23	C	4 Mark FINCHAM	BMW - Eurotech Bikesure	6	9:37.235	30.491	2.296	91.05	1:34.284	2
13	58	C	5 Jamie LOVEDAY	Kawasaki - Insignia Signs	6	9:39.461	32.717	2.226	90.70	1:34.656	6
14	9	C	6 Ross DUNNING	Honda - Christie Glass	6	9:40.477	33.733	1.016	90.54	1:34.713	5
15	138		9 Michael BLANK	Kawasaki - Foxcote Fire Systems	6	9:43.133	36.389	2.656	90.13	1:35.516	5
16	66		10 Joe CARNELL	Honda - PGM Plastering	6	9:43.214	36.470	0.081	90.11	1:35.523	5
17	42	C	7 Alan WOOD	Suzuki - alanwoodracing.co.uk	6	9:43.825	37.081	0.611	90.02	1:35.410	5
18	76	C	8 Jason BYARD	Kawasaki - May Construction	6	9:44.138	37.394	0.313	89.97	1:35.520	6
19	7	C	9 Chris WOOLLETT	Kawasaki - Littlewood Fencing	6	9:46.831	40.087	2.693	89.56	1:35.834	4
20	31	1R	1 Jack CROUCHER	Suzuki - Trendy Lofts	6	9:58.961	52.217	12.130	87.75	1:38.118	6
21	96	1R	2 Jay WILKINSON	Kawasaki - TWR	6	9:59.258	52.514	0.297	87.70	1:37.368	5
22	14	C	10 Bryan PARISH	Kawasaki - Allicool/Genstar	6	10:03.207	56.463	3.949	87.13	1:38.878	2
23	111	1R	3 Adrian AVERRE	Aprilia -	6	10:06.005	59.261	2.798	86.73	1:38.993	2
24	39	1R	4 Gordon MCINTYRE	BMW -	6	10:09.196	1:02.452	3.191	86.27	1:39.420	2
25	48	1R	5 Christos BOUZOUKIS	Yamaha -	6	10:09.651	1:02.907	0.455	86.21	1:39.265	5
26	17	1R	6 Colin CLUNE	Yamaha -	6	10:12.910	1:06.166	3.259	85.75	1:40.120	2
27	74 *	C	11 Andy BURKE	Yamaha -	6	10:14.832	1:08.088	1.922	85.48	1:38.913	4
28	88	1R	7 Adam FOSTER	Honda -	6	10:17.347	1:10.603	2.515	85.13	1:39.534	6
29	347	1R	8 Ryan CLARE	Aprilia -	6	10:19.712	1:12.968	2.365	84.81	1:40.941	5
30	15	1R	9 Stuart YOUNG	Suzuki - SJY Tiling	6	10:22.280	1:15.536	2.568	84.46	1:41.833	2
31	153	1R	10 Danny CAMPION	Yamaha - A-Skip	6	10:22.510	1:15.766	0.230	84.43	1:41.638	4
32	46	1R	11 Simon GATES	Yamaha -	6	10:26.240	1:19.496	3.730	83.92	1:41.847	2
33	26	1R	12 Garry WEST	BMW -	6	10:31.574	1:24.830	5.334	83.21	1:41.118	6
34	101	C	12 Richard PAYNE	Suzuki -	6	10:39.640	1:32.896	8.066	82.16	1:43.576	5
35	176	1R	13 Jonathan SHEPPARD	Yamaha - Genstar Support	6	10:43.288	1:36.544	3.648	81.70	1:44.041	6
36	33	1R	14 Dan VLADUCEANU	BMW -	6	10:46.101	1:39.357	2.813	81.34	1:45.343	6
37	116	1R	15 Tom SCHOFIELD	Ducati - L&S Interiors	6	10:47.154	1:40.410	1.053	81.21	1:44.713	4
38	120	1R	16 Jocelyn BOND	Yamaha -	5	9:30.349	1 Lap	1 Lap	76.79	1:51.366	5

NOT CLASSIFIED

DNF	6	C	Giles OLLEY	Suzuki - Webreality	5	8:58.816	1 Lap		81.28	1:45.204	3
DNF	85	1R	John DAVIS	Yamaha -	5	8:59.596	1 Lap	0.780	81.17	1:44.856	4

FASTEST LAP

126			Jonathan LODGE	Kawasaki - Diesolift/Earnshaws	2	1:29.929			97.40 mph	156.76 kph	
30	C		Michael HONEY	Suzuki - Digital Barriers	2	1:32.971			94.22 mph	151.63 kph	
96	1R		Jay WILKINSON	Kawasaki - TWR	5	1:37.368			89.96 mph	144.78 kph	

* Bike 74 - 10 second jump start penalty

Brands Hatch GP

Circuit Length = 2.4332 miles

Start: 11:53 Flag 12:02 End: 12:05

Weather / Track : Cloudy / Dry

These results are provisional until the conclusion of any judicial and technical matters.

Clerk Of Course :		Timekeeper :	
-------------------	--	--------------	--

BMCRC-MRO Championships 2013 - Brands Hatch GP

Morello Services MRO Powerbikes inc Clubman & Rookie 1000

RACE 4 - LAP CHART

LAP 1		
NO	BEHIND	LAP TIME

90		1:34.515
126	0.795	1:35.310
11	2.049	1:36.564
30	2.993	1:37.508
99	3.153	1:37.668
10	4.187	1:38.702
20	4.588	1:39.103
9	6.202	1:40.717
18	6.383	1:40.898
91	6.908	1:41.423
8	7.304	1:41.819
3	7.393	1:41.908
58	7.895	1:42.410
138	8.778	1:43.293
66	9.172	1:43.687
23	9.608	1:44.123
42	10.243	1:44.758
76	10.608	1:45.123
7	11.247	1:45.762
31	11.920	1:46.435
14	12.539	1:47.054
111	13.487	1:48.002
96	13.875	1:48.390
74	14.004	1:48.519
17	14.692	1:49.207
48	15.308	1:49.823
39	15.328	1:49.843
153	16.505	1:51.020
15	16.982	1:51.497
46	17.432	1:51.947
88	17.838	1:52.353
347	18.494	1:53.009
26	19.877	1:54.392
6	20.381	1:54.896
176	21.123	1:55.638
116	21.526	1:56.041
33	21.661	1:56.176
101	22.367	1:56.882
85	23.206	1:57.721
120	27.275	2:01.790

LAP 2		
NO	BEHIND	LAP TIME

90		1:30.459
126	0.265	1:29.929
11	2.157	1:30.567
99	3.919	1:31.225
30	5.505	1:32.971
10	6.617	1:32.889
20	7.094	1:32.965
3	9.665	1:32.731
18	11.097	1:35.173
91	11.330	1:34.881
8	11.693	1:34.848
9	13.158	1:37.415
58	13.244	1:35.808
23	13.433	1:34.284
138	14.679	1:36.360
66	14.941	1:36.228
42	16.128	1:36.344
76	16.626	1:36.477
7	17.326	1:36.538

31	19.741	1:38.280
14	20.958	1:38.878
111	22.021	1:38.993
96	22.368	1:38.952
74	22.941	1:39.396
39	24.289	1:39.420
17	24.353	1:40.120
48	25.749	1:40.900
153	28.135	1:42.089
15	28.356	1:41.833
46	28.820	1:41.847
88	29.238	1:41.859
347	29.809	1:41.774
26	33.715	1:44.297
6	35.420	1:45.498
176	36.308	1:45.644
101	36.554	1:44.646
116	37.046	1:45.979
33	37.820	1:46.618
85	38.042	1:45.295
120	48.562	1:51.746

LAP 3		
NO	BEHIND	LAP TIME

90		1:30.269
126	0.188	1:30.192
11	2.936	1:31.048
99	4.309	1:30.659
30	8.353	1:33.117
10	9.370	1:33.022
20	9.780	1:32.955
3	10.579	1:31.183
91	14.808	1:33.747
18	15.277	1:34.449
8	15.581	1:34.157
23	18.485	1:35.321
9	19.080	1:36.191
58	19.173	1:36.198
138	19.948	1:35.538
66	20.619	1:35.947
42	21.610	1:35.751
76	21.956	1:35.599
7	23.564	1:36.507
31	27.736	1:38.264
14	29.964	1:39.275
96	31.010	1:38.911
111	31.163	1:39.411
74	31.721	1:39.049
39	34.094	1:40.074
17	35.126	1:41.042
48	35.700	1:40.220
153	40.316	1:42.450
88	40.447	1:41.478
347	40.770	1:41.230
15	41.207	1:43.120
46	41.903	1:43.352
26	47.818	1:44.372
6	50.355	1:45.204
101	51.357	1:45.072
176	51.440	1:45.401
116	51.855	1:45.078
85	53.971	1:46.198
33	54.316	1:46.765
120	1:10.301	1:52.008

LAP 4		
NO	BEHIND	LAP TIME

90		1:30.298
126	0.291	1:30.401
11	3.943	1:31.305
99	4.424	1:30.413
30	11.137	1:33.082
3	12.602	1:32.321
10	12.698	1:33.626
20	12.943	1:33.461
91	18.879	1:34.369
18	19.522	1:34.543
8	19.895	1:34.612
23	22.895	1:34.708
58	24.239	1:35.364
9	25.102	1:36.320
138	25.660	1:36.010
66	25.895	1:35.574
42	26.775	1:35.463
76	27.213	1:35.555
7	29.100	1:35.834
31	37.099	1:39.661
96	38.277	1:37.565
14	38.623	1:38.957
111	40.102	1:39.237
74	40.336	1:38.913
39	43.629	1:39.833
17	45.019	1:40.191
48	45.086	1:39.684
153	51.656	1:41.638
88	51.959	1:41.810
347	52.057	1:41.585
15	52.832	1:41.923
46	55.027	1:43.422
26	1:01.099	1:43.579
101	1:05.138	1:44.079
6	1:05.404	1:45.347
176	1:06.031	1:44.889
116	1:06.270	1:44.713
85	1:08.529	1:44.856
33	1:09.493	1:45.475

LAP 5		
NO	BEHIND	LAP TIME

90		1:30.107
126	0.332	1:30.148
120	1 Lap	1:53.439
99	5.242	1:30.925
11	5.523	1:31.687
3	14.766	1:32.271
30	14.797	1:33.767
10	16.398	1:33.807
20	16.481	1:33.645
91	23.325	1:34.553
8	24.620	1:34.832
18	24.850	1:35.435
23	27.164	1:34.376
58	29.157	1:35.025
9	29.708	1:34.713
138	31.069	1:35.516
66	31.311	1:35.523
42	32.078	1:35.410
76	32.970	1:35.864
7	34.931	1:35.938

31	45.195	1:38.203
96	45.538	1:37.368
14	48.032	1:39.516
111	49.609	1:39.614
74	49.751	1:39.522
39	53.708	1:40.186
48	54.244	1:39.265
17	56.025	1:41.113
88	1:02.165	1:40.313
347	1:02.891	1:40.941
153	1:04.541	1:42.992
15	1:04.759	1:42.034
46	1:08.316	1:43.396
26	1:14.808	1:43.816
101	1:18.607	1:43.576
6	1:23.168	1:47.871
176	1:23.599	1:47.675
85	1:23.948	1:45.526
33	1:25.110	1:45.724
116	1:26.705	1:50.542

LAP 6		
NO	BEHIND	LAP TIME

90		1:31.096
126	0.634	1:31.398
11	5.382	1:30.955
99	5.523	1:31.377
3	17.020	1:33.350
30	17.673	1:33.972
10	19.570	1:34.268
20	19.723	1:34.338
120	1 Lap	1:51.366
91	27.087	1:34.858
8	27.855	1:34.331
18	28.195	1:34.441
23	30.491	1:34.423
58	32.717	1:34.656
9	33.733	1:35.121
138	36.389	1:36.416
66	36.470	1:36.255
42	37.081	1:36.099
76	37.394	1:35.520
7	40.087	1:36.252
31	52.217	1:38.118
96	52.514	1:38.072
14	56.463	1:39.527
74	58.088	1:39.433
111	59.261	1:40.748
39	1:02.452	1:39.840
48	1:02.907	1:39.759
17	1:06.166	1:41.237
88	1:10.603	1:39.534
347	1:12.968	1:41.173
15	1:15.536	1:41.873
153	1:15.766	1:42.321
46	1:19.496	1:42.276
26	1:24.830	1:41.118
101	1:32.896	1:45.385
176	1:36.544	1:44.041
33	1:39.357	1:45.343
116	1:40.410	1:44.801

Weather / Track : Cloudy / Dry

Brands Hatch GP

Circuit Length = 2.4332 miles

Start: 11:53 Flag 12:02 End: 12:05

BMCRC-MRO Championships 2013 - Brands Hatch GP

Morello Services MRO Powerbikes inc Clubman & Rookie 1000

RACE 4 - LAP ANALYSIS

DIFF = Difference To Personal Best Lap

P1 90 Sam COVENTRY				
LAP	LAP TIME	DIFF	MPH	TIME OF DAY
1 -	1:34.515	4.408	92.68	11:55:15.990
2 -	1:30.459	0.352	96.83	11:56:46.449
3 -	1:30.269 (2)	0.162	97.04	11:58:16.718
4 -	1:30.298 (3)	0.191	97.01	11:59:47.016
5 -	1:30.107 (1)		97.21	12:01:17.123
6 -	1:31.096	0.989	96.16	12:02:48.219

P2 126 Jonathan LODGE				
LAP	LAP TIME	DIFF	MPH	TIME OF DAY
1 -	1:35.310	5.381	91.90	11:55:16.785
2 -	1:29.929 (1)		97.40	11:56:46.714
3 -	1:30.192 (3)	0.263	97.12	11:58:16.906
4 -	1:30.401	0.472	96.89	11:59:47.307
5 -	1:30.148 (2)	0.219	97.17	12:01:17.455
6 -	1:31.398	1.469	95.84	12:02:48.853

P3 11 Peter BAKER				
LAP	LAP TIME	DIFF	MPH	TIME OF DAY
1 -	1:36.564	5.997	90.71	11:55:18.039
2 -	1:30.567 (1)		96.72	11:56:48.606
3 -	1:31.048 (3)	0.481	96.21	11:58:19.654
4 -	1:31.305	0.738	95.94	11:59:50.959
5 -	1:31.687	1.120	95.54	12:01:22.646
6 -	1:30.955 (2)	0.388	96.30	12:02:53.601

P4 99 Barry CHAPMAN				
LAP	LAP TIME	DIFF	MPH	TIME OF DAY
1 -	1:37.668	7.255	89.68	11:55:19.143
2 -	1:31.225	0.812	96.02	11:56:50.368
3 -	1:30.659 (2)	0.246	96.62	11:58:21.027
4 -	1:30.413 (1)		96.88	11:59:51.440
5 -	1:30.925 (3)	0.512	96.34	12:01:22.365
6 -	1:31.377	0.964	95.86	12:02:53.742

P5 3 Rob MCNEALY				
LAP	LAP TIME	DIFF	MPH	TIME OF DAY
1 -	1:41.908	10.725	85.95	11:55:23.383
2 -	1:32.731	1.548	94.46	11:56:56.114
3 -	1:31.183 (1)		96.06	11:58:27.297
4 -	1:32.321 (3)	1.138	94.88	11:59:59.618
5 -	1:32.271 (2)	1.088	94.93	12:01:31.889
6 -	1:33.350	2.167	93.83	12:03:05.239

P6 30 Michael HONEY				
LAP	LAP TIME	DIFF	MPH	TIME OF DAY
1 -	1:37.508	4.537	89.83	11:55:18.983
2 -	1:32.971 (1)		94.22	11:56:51.954
3 -	1:33.117 (3)	0.146	94.07	11:58:25.071
4 -	1:33.082 (2)	0.111	94.10	11:59:58.153
5 -	1:33.767	0.796	93.42	12:01:31.920
6 -	1:33.972	1.001	93.21	12:03:05.892

P7 10 Steve MURPHY				
LAP	LAP TIME	DIFF	MPH	TIME OF DAY
1 -	1:38.702	5.813	88.74	11:55:20.177
2 -	1:32.889 (1)		94.30	11:56:53.066

DIFF = Difference To Personal Best Lap

3 -	1:33.022 (2)	0.133	94.16	11:58:26.088
4 -	1:33.626 (3)	0.737	93.56	11:59:59.714
5 -	1:33.807	0.918	93.38	12:01:33.521
6 -	1:34.268	1.379	92.92	12:03:07.789

P8 20 Oli HENDERSON				
LAP	LAP TIME	DIFF	MPH	TIME OF DAY
1 -	1:39.103	6.148	88.39	11:55:20.578
2 -	1:32.965 (2)	0.010	94.22	11:56:53.543
3 -	1:32.955 (1)		94.23	11:58:26.498
4 -	1:33.461 (3)	0.506	93.72	11:59:59.959
5 -	1:33.645	0.690	93.54	12:01:33.604
6 -	1:34.338	1.383	92.85	12:03:07.942

P9 91 Westley CROZIER				
LAP	LAP TIME	DIFF	MPH	TIME OF DAY
1 -	1:41.423	7.676	86.36	11:55:22.898
2 -	1:34.881	1.134	92.32	11:56:57.779
3 -	1:33.747 (1)		93.44	11:58:31.526
4 -	1:34.369 (2)	0.622	92.82	12:00:05.895
5 -	1:34.553 (3)	0.806	92.64	12:01:40.448
6 -	1:34.858	1.111	92.34	12:03:15.306

P10 8 John COUGHLAN				
LAP	LAP TIME	DIFF	MPH	TIME OF DAY
1 -	1:41.819	7.662	86.03	11:55:23.294
2 -	1:34.848	0.691	92.35	11:56:58.142
3 -	1:34.157 (1)		93.03	11:58:32.299
4 -	1:34.612 (3)	0.455	92.58	12:00:06.911
5 -	1:34.832	0.675	92.37	12:01:41.743
6 -	1:34.331 (2)	0.174	92.86	12:03:16.074

P11 18 Mark PARBURY				
LAP	LAP TIME	DIFF	MPH	TIME OF DAY
1 -	1:40.898	6.457	86.81	11:55:22.373
2 -	1:35.173	0.732	92.04	11:56:57.546
3 -	1:34.449 (2)	0.008	92.74	11:58:31.995
4 -	1:34.543 (3)	0.102	92.65	12:00:06.538
5 -	1:35.435	0.994	91.78	12:01:41.973
6 -	1:34.441 (1)		92.75	12:03:16.414

P12 23 Mark FINCHAM				
LAP	LAP TIME	DIFF	MPH	TIME OF DAY
1 -	1:44.123	9.839	84.12	11:55:25.598
2 -	1:34.284 (1)		92.90	11:56:59.882
3 -	1:35.321	1.037	91.89	11:58:35.203
4 -	1:34.708	0.424	92.49	12:00:09.911
5 -	1:34.376 (2)	0.092	92.81	12:01:44.287
6 -	1:34.423 (3)	0.139	92.77	12:03:18.710

P13 58 Jamie LOVEDAY				
LAP	LAP TIME	DIFF	MPH	TIME OF DAY
1 -	1:42.410	7.754	85.53	11:55:23.885
2 -	1:35.808	1.152	91.43	11:56:59.693
3 -	1:36.198	1.542	91.06	11:58:35.891
4 -	1:35.364 (3)	0.708	91.85	12:00:11.255
5 -	1:35.025 (2)	0.369	92.18	12:01:46.280
6 -	1:34.656 (1)		92.54	12:03:20.936

Weather / Track : Cloudy / Dry

Brands Hatch GP

Circuit Length = 2.4332 miles

Start: 11:53 Flag 12:02 End: 12:05

BMCRC-MRO Championships 2013 - Brands Hatch GP

Morello Services MRO Powerbikes inc Clubman & Rookie 1000

RACE 4 - LAP ANALYSIS

DIFF = Difference To Personal Best Lap

P14 9 Ross DUNNING				
LAP	LAP TIME	DIFF	MPH	TIME OF DAY
1 -	1:40.717	6.004	86.97	11:55:22.192
2 -	1:37.415	2.702	89.92	11:56:59.607
3 -	1:36.191 (3)	1.478	91.06	11:58:35.798
4 -	1:36.320	1.607	90.94	12:00:12.118
5 -	1:34.713 (1)	92.48	12:01:46.831	
6 -	1:35.121 (2)	0.408	92.09	12:03:21.952

P15 138 Michael BLANK				
LAP	LAP TIME	DIFF	MPH	TIME OF DAY
1 -	1:43.293	7.777	84.80	11:55:24.768
2 -	1:36.360	0.844	90.90	11:57:01.128
3 -	1:35.538 (2)	0.022	91.68	11:58:36.666
4 -	1:36.010 (3)	0.494	91.23	12:00:12.676
5 -	1:35.516 (1)	91.71	12:01:48.192	
6 -	1:36.416	0.900	90.85	12:03:24.608

P16 66 Joe CARNELL				
LAP	LAP TIME	DIFF	MPH	TIME OF DAY
1 -	1:43.687	8.164	84.48	11:55:25.162
2 -	1:36.228	0.705	91.03	11:57:01.390
3 -	1:35.947 (3)	0.424	91.29	11:58:37.337
4 -	1:35.574 (2)	0.051	91.65	12:00:12.911
5 -	1:35.523 (1)	91.70	12:01:48.434	
6 -	1:36.255	0.732	91.00	12:03:24.689

P17 42 Alan WOOD				
LAP	LAP TIME	DIFF	MPH	TIME OF DAY
1 -	1:44.758	9.348	83.61	11:55:26.233
2 -	1:36.344	0.934	90.92	11:57:02.577
3 -	1:35.751 (3)	0.341	91.48	11:58:38.328
4 -	1:35.463 (2)	0.053	91.76	12:00:13.791
5 -	1:35.410 (1)	91.81	12:01:49.201	
6 -	1:36.099	0.689	91.15	12:03:25.300

P18 76 Jason BYARD				
LAP	LAP TIME	DIFF	MPH	TIME OF DAY
1 -	1:45.123	9.603	83.32	11:55:26.598
2 -	1:36.477	0.957	90.79	11:57:03.075
3 -	1:35.599 (3)	0.079	91.63	11:58:38.674
4 -	1:35.555 (2)	0.035	91.67	12:00:14.229
5 -	1:35.864	0.344	91.37	12:01:50.093
6 -	1:35.520 (1)	91.70	12:03:25.613	

P19 7 Chris WOOLLETT				
LAP	LAP TIME	DIFF	MPH	TIME OF DAY
1 -	1:45.762	9.928	82.82	11:55:27.237
2 -	1:36.538	0.704	90.73	11:57:03.775
3 -	1:36.507	0.673	90.76	11:58:40.282
4 -	1:35.834 (1)	91.40	12:00:16.116	
5 -	1:35.938 (2)	0.104	91.30	12:01:52.054
6 -	1:36.252 (3)	0.418	91.00	12:03:28.306

P20 31 Jack CROUCHER				
LAP	LAP TIME	DIFF	MPH	TIME OF DAY
1 -	1:46.435	8.317	82.30	11:55:27.910
2 -	1:38.280	0.162	89.13	11:57:06.190

DIFF = Difference To Personal Best Lap

3 -	1:38.264 (3)	0.146	89.14	11:58:44.454
4 -	1:39.661	1.543	87.89	12:00:24.115
5 -	1:38.203 (2)	0.085	89.20	12:02:02.318
6 -	1:38.118 (1)	89.27	12:03:40.436	

P21 96 Jay WILKINSON				
LAP	LAP TIME	DIFF	MPH	TIME OF DAY
1 -	1:48.390	11.022	80.81	11:55:29.865
2 -	1:38.952	1.584	88.52	11:57:08.817
3 -	1:38.911	1.543	88.56	11:58:47.728
4 -	1:37.565 (2)	0.197	89.78	12:00:25.293
5 -	1:37.368 (1)	89.96	12:02:02.661	
6 -	1:38.072 (3)	0.704	89.32	12:03:40.733

P22 14 Bryan PARISH				
LAP	LAP TIME	DIFF	MPH	TIME OF DAY
1 -	1:47.054	8.176	81.82	11:55:28.529
2 -	1:38.878 (1)	88.59	11:57:07.407	
3 -	1:39.275 (3)	0.397	88.23	11:58:46.682
4 -	1:38.957 (2)	0.079	88.52	12:00:25.639
5 -	1:39.516	0.638	88.02	12:02:05.155
6 -	1:39.527	0.649	88.01	12:03:44.682

P23 111 Adrian AVERRE				
LAP	LAP TIME	DIFF	MPH	TIME OF DAY
1 -	1:48.002	9.009	81.10	11:55:29.477
2 -	1:38.993 (1)	88.48	11:57:08.470	
3 -	1:39.411 (3)	0.418	88.11	11:58:47.881
4 -	1:39.237 (2)	0.244	88.27	12:00:27.118
5 -	1:39.614	0.621	87.93	12:02:06.732
6 -	1:40.748	1.755	86.94	12:03:47.480

P24 39 Gordon MCINTYRE				
LAP	LAP TIME	DIFF	MPH	TIME OF DAY
1 -	1:49.843	10.423	79.74	11:55:31.318
2 -	1:39.420 (1)	88.10	11:57:10.738	
3 -	1:40.074	0.654	87.53	11:58:50.812
4 -	1:39.833 (2)	0.413	87.74	12:00:30.645
5 -	1:40.186	0.766	87.43	12:02:10.831
6 -	1:39.840 (3)	0.420	87.73	12:03:50.671

P25 48 Christos BOUZOUKIS				
LAP	LAP TIME	DIFF	MPH	TIME OF DAY
1 -	1:49.823	10.558	79.76	11:55:31.298
2 -	1:40.900	1.635	86.81	11:57:12.198
3 -	1:40.220	0.955	87.40	11:58:52.418
4 -	1:39.684 (2)	0.419	87.87	12:00:32.102
5 -	1:39.265 (1)	88.24	12:02:11.367	
6 -	1:39.759 (3)	0.494	87.81	12:03:51.126

P26 17 Colin CLUNE				
LAP	LAP TIME	DIFF	MPH	TIME OF DAY
1 -	1:49.207	9.087	80.21	11:55:30.682
2 -	1:40.120 (1)	87.49	11:57:10.802	
3 -	1:41.042 (3)	0.922	86.69	11:58:51.844
4 -	1:40.191 (2)	0.071	87.43	12:00:32.035
5 -	1:41.113	0.993	86.63	12:02:13.148
6 -	1:41.237	1.117	86.52	12:03:54.385

Weather / Track : Cloudy / Dry

Brands Hatch GP

Circuit Length = 2.4332 miles

Start: 11:53 Flag 12:02 End: 12:05

BMCRC-MRO Championships 2013 - Brands Hatch GP

Morello Services MRO Powerbikes inc Clubman & Rookie 1000

RACE 4 - LAP ANALYSIS

DIFF = Difference To Personal Best Lap

P27 74 Andy BURKE				
LAP	LAP TIME	DIFF	MPH	TIME OF DAY
1 -	1:48.519	9.606	80.72	11:55:29.994
2 -	1:39.396 (3)	0.483	88.13	11:57:09.390
3 -	1:39.049 (2)	0.136	88.43	11:58:48.439
4 -	1:38.913 (1)		88.56	12:00:27.352
5 -	1:39.522	0.609	88.01	12:02:06.874
6 -	1:39.433	0.520	88.09	12:03:46.307

P28 88 Adam FOSTER				
LAP	LAP TIME	DIFF	MPH	TIME OF DAY
1 -	1:52.353	12.819	77.96	11:55:33.828
2 -	1:41.859	2.325	85.99	11:57:15.687
3 -	1:41.478 (3)	1.944	86.32	11:58:57.165
4 -	1:41.810	2.276	86.04	12:00:38.975
5 -	1:40.313 (2)	0.779	87.32	12:02:19.288
6 -	1:39.534 (1)		88.00	12:03:58.822

P29 347 Ryan CLARE				
LAP	LAP TIME	DIFF	MPH	TIME OF DAY
1 -	1:53.009	12.068	77.51	11:55:34.484
2 -	1:41.774	0.833	86.07	11:57:16.258
3 -	1:41.230 (3)	0.289	86.53	11:58:57.488
4 -	1:41.585	0.644	86.23	12:00:39.073
5 -	1:40.941 (1)		86.78	12:02:20.014
6 -	1:41.173 (2)	0.232	86.58	12:04:01.187

P30 15 Stuart YOUNG				
LAP	LAP TIME	DIFF	MPH	TIME OF DAY
1 -	1:51.497	9.664	78.56	11:55:32.972
2 -	1:41.833 (1)		86.02	11:57:14.805
3 -	1:43.120	1.287	84.94	11:58:57.925
4 -	1:41.923 (3)	0.090	85.94	12:00:39.848
5 -	1:42.034	0.201	85.85	12:02:21.882
6 -	1:41.873 (2)	0.040	85.98	12:04:03.755

P31 153 Danny CAMPION				
LAP	LAP TIME	DIFF	MPH	TIME OF DAY
1 -	1:51.020	9.382	78.90	11:55:32.495
2 -	1:42.089 (2)	0.451	85.80	11:57:14.584
3 -	1:42.450	0.812	85.50	11:58:57.034
4 -	1:41.638 (1)		86.18	12:00:38.672
5 -	1:42.992	1.354	85.05	12:02:21.664
6 -	1:42.321 (3)	0.683	85.61	12:04:03.985

P32 46 Simon GATES				
LAP	LAP TIME	DIFF	MPH	TIME OF DAY
1 -	1:51.947	10.100	78.24	11:55:33.422
2 -	1:41.847 (1)		86.00	11:57:15.269
3 -	1:43.352 (3)	1.505	84.75	11:58:58.621
4 -	1:43.422	1.575	84.69	12:00:42.043
5 -	1:43.396	1.549	84.72	12:02:25.439
6 -	1:42.276 (2)	0.429	85.64	12:04:07.715

P33 26 Garry WEST				
LAP	LAP TIME	DIFF	MPH	TIME OF DAY
1 -	1:54.392	13.274	76.57	11:55:35.867
2 -	1:44.297	3.179	83.98	11:57:20.164

DIFF = Difference To Personal Best Lap

3 -	1:44.372	3.254	83.92	11:59:04.536
4 -	1:43.579 (2)	2.461	84.57	12:00:48.115
5 -	1:43.816 (3)	2.698	84.37	12:02:31.931
6 -	1:41.118 (1)		86.62	12:04:13.049

P34 101 Richard PAYNE				
LAP	LAP TIME	DIFF	MPH	TIME OF DAY
1 -	1:56.882	13.306	74.94	11:55:38.357
2 -	1:44.646 (3)	1.070	83.70	11:57:23.003
3 -	1:45.072	1.496	83.36	11:59:08.075
4 -	1:44.079 (2)	0.503	84.16	12:00:52.154
5 -	1:43.576 (1)		84.57	12:02:35.730
6 -	1:45.385	1.809	83.12	12:04:21.115

P35 176 Jonathan SHEPPARD				
LAP	LAP TIME	DIFF	MPH	TIME OF DAY
1 -	1:55.638	11.597	75.75	11:55:37.113
2 -	1:45.644	1.603	82.91	11:57:22.757
3 -	1:45.401 (3)	1.360	83.10	11:59:08.158
4 -	1:44.889 (2)	0.848	83.51	12:00:53.047
5 -	1:47.675	3.634	81.35	12:02:40.722
6 -	1:44.041 (1)		84.19	12:04:24.763

P36 33 Dan VLADUCEANU				
LAP	LAP TIME	DIFF	MPH	TIME OF DAY
1 -	1:56.176	10.833	75.40	11:55:37.651
2 -	1:46.618	1.275	82.16	11:57:24.269
3 -	1:46.765	1.422	82.04	11:59:11.034
4 -	1:45.475 (2)	0.132	83.05	12:00:56.509
5 -	1:45.724 (3)	0.381	82.85	12:02:42.233
6 -	1:45.343 (1)		83.15	12:04:27.576

P37 116 Tom SCHOFIELD				
LAP	LAP TIME	DIFF	MPH	TIME OF DAY
1 -	1:56.041	11.328	75.48	11:55:37.516
2 -	1:45.979	1.266	82.65	11:57:23.495
3 -	1:45.078 (3)	0.365	83.36	11:59:08.573
4 -	1:44.713 (1)		83.65	12:00:53.286
5 -	1:50.542	5.829	79.24	12:02:43.828
6 -	1:44.801 (2)	0.088	83.58	12:04:28.629

P38 120 Jocelyn BOND				
LAP	LAP TIME	DIFF	MPH	TIME OF DAY
1 -	2:01.790	10.424	71.92	11:55:43.265
2 -	1:51.746 (2)	0.380	78.39	11:57:35.011
3 -	1:52.008 (3)	0.642	78.20	11:59:27.019
4 -	1:53.439	2.073	77.22	12:01:20.458
5 -	1:51.366 (1)		78.65	12:03:11.824

P39 6 Giles OLLEY				
LAP	LAP TIME	DIFF	MPH	TIME OF DAY
1 -	1:54.896	9.692	76.24	11:55:36.371
2 -	1:45.498 (3)	0.294	83.03	11:57:21.869
3 -	1:45.204 (1)		83.26	11:59:07.073
4 -	1:45.347 (2)	0.143	83.15	12:00:52.420
5 -	1:47.871	2.667	81.20	12:02:40.291

Weather / Track : Cloudy / Dry

Brands Hatch GP

Circuit Length = 2.4332 miles

Start: 11:53 Flag 12:02 End: 12:05

BMCRC-MRO Championships 2013 - Brands Hatch GP

Morello Services MRO Powerbikes inc Clubman & Rookie 1000

RACE 4 - LAP ANALYSIS

DIFF = Difference To Personal Best Lap

P40 85 John DAVIS				
LAP	LAP TIME	DIFF	MPH	TIME OF DAY
1 -	1:57.721	12.865	74.41	11:55:39.196
2 -	1:45.295 (2)	0.439	83.19	11:57:24.491
3 -	1:46.198	1.342	82.48	11:59:10.689
4 -	1:44.856 (1)		83.54	12:00:55.545
5 -	1:45.526 (3)	0.670	83.01	12:02:41.071



BMCRC-MRO Championships 2013 - Brands Hatch GP

Morello Services MRO Powerbikes inc Clubman & Rookie 1000

RACE 16 - GRID

ROW 10	40	1:51.366	120	Jocelyn BOND	39	1:45.343	33	Dan VLADUCEANU	38	1:45.204	6	Giles OLLEY	37	1:44.856	85	John DAVIS	
ROW 9		1:44.713	36	116	Tom SCHOFIELD	35	1:44.041	176	Jonathan SHEPPARD	34	1:43.576	101	Richard PAYNE	33	1:41.847	46	Simon GATES
ROW 8		1:41.833	32	15	Stuart YOUNG	31	1:41.638	153	Danny CAMPION	30	1:41.118	26	Garry WEST	29	1:40.941	347	Ryan CLARE
ROW 7		1:40.120	28	17	Colin CLUNE	27	1:39.534	88	Adam FOSTER	26	1:39.420	39	Gordon MCINTYRE	25	1:39.265	48	Christos BOUZOUKIS
ROW 6		1:38.993	24	111	Adrian AVERRE	23	1:38.913	74	Andy BURKE	22	1:38.878	14	Bryan PARISH	21	1:38.118	31	Jack CROUCHER
ROW 5		1:37.368	20	96	Jay WILKINSON	19	1:35.834	7	Chris WOOLLETT	18	1:35.523	66	Joe CARNELL	17	1:35.520	76	Jason BYARD
ROW 4		1:35.516	16	138	Michael BLANK	15	1:35.410	42	Alan WOOD	14	1:34.713	9	Ross DUNNING	13	1:34.656	58	Jamie LOVEDAY
ROW 3		1:34.441	12	18	Mark PARBURY	11	1:34.284	23	Mark FINCHAM	10	1:34.157	8	John COUGHLAN	9	1:33.747	91	Westley CROZIER
ROW 2		1:32.971	8	30	Michael HONEY	7	1:32.955	20	Oli HENDERSON	6	1:32.889	10	Steve MURPHY	5	1:31.183	3	Rob MCNEALY
ROW 1		1:30.567	4	11	Peter BAKER	3	1:30.413	99	Barry CHAPMAN	2	1:30.107	90	Sam COVENTRY	1	1:29.929	126	Jonathan LODGE
Pole																	

Brands Hatch GP
Circuit Length = 2.4332 miles

These results are provisional until the conclusion of any judicial and technical matters.

Clerk Of Course :	Timekeeper :
-------------------	--------------

Results can be found at www.tsl-timing.com

Printed - 12:09 Sunday, 18 August 2013





BMCRC-MRO Championships 2013 - Brands Hatch GP

Morello Services MRO Powerbikes inc Clubman & Rookie 1000

RACE 16 - CLASSIFICATION

POS	NO	CL	PIC NAME	ENTRY	LAPS	TIME	GAP	DIFF	MPH	BEST	ON
1	90		1 Sam COVENTRY	BMW - Futuremoto/Continental	6	9:04.269			96.56	1:29.517	5
2	11		2 Peter BAKER	Kawasaki - Morello Services	6	9:06.842	2.573	2.573	96.11	1:30.022	4
3	126		3 Jonathan LODGE	Kawasaki - Diesolift/Earnshaws	6	9:07.775	3.506	0.933	95.94	1:29.981	3
4	99		4 Barry CHAPMAN	BMW -	6	9:17.475	13.206	9.700	94.28	1:31.293	6
5	30	C	1 Michael HONEY	Suzuki - Digital Barriers	6	9:27.330	23.061	9.855	92.64	1:33.284	4
6	10		5 Steve MURPHY	Kawasaki -	6	9:27.396	23.127	0.066	92.63	1:33.229	4
7	20		6 Oli HENDERSON	Kawasaki -	6	9:27.536	23.267	0.140	92.60	1:33.194	3
8	91	C	2 Westley CROZIER	Kawasaki - Tec Supplies	6	9:34.838	30.569	7.302	91.43	1:33.972	5
9	8	C	3 John COUGHLAN	Aprilia - Bikersworld	6	9:35.385	31.116	0.547	91.34	1:34.322	4
10	18		7 Mark PARBURY	Kawasaki -	6	9:39.031	34.762	3.646	90.77	1:34.402	4
11	9	C	4 Ross DUNNING	Honda - Christie Glass	6	9:41.581	37.312	2.550	90.37	1:34.933	5
12	58	C	5 Jamie LOVEDAY	Kawasaki - Insignia Signs	6	9:41.691	37.422	0.110	90.35	1:34.717	4
13	138		8 Michael BLANK	Kawasaki - Foxcote Fire Systems	6	9:43.149	38.880	1.458	90.12	1:34.734	6
14	66		9 Joe CARNELL	Honda - PGM Plastering	6	9:44.860	40.591	1.711	89.86	1:35.234	4
15	42	C	6 Alan WOOD	Suzuki - alanwoodracing.co.uk	6	9:47.284	43.015	2.424	89.49	1:36.393	5
16	2	C	7 Adam CLARKE	Kawasaki -	6	9:49.774	45.505	2.490	89.11	1:36.452	6
17	76	C	8 Jason BYARD	Kawasaki - May Construction	6	9:49.786	45.517	0.012	89.11	1:36.310	6
18	7	C	9 Chris WOOLLETT	Kawasaki - Littlewood Fencing	6	9:50.713	46.444	0.927	88.97	1:36.357	4
19	31	1R	1 Jack CROUCHER	Suzuki - Trendy Lofts	6	9:51.124	46.855	0.411	88.91	1:36.016	6
20	96	1R	2 Jay WILKINSON	Kawasaki - TWR	6	9:52.059	47.790	0.935	88.77	1:36.273	4
21	14	C	10 Bryan PARISH	Kawasaki - Allicool/Genstar	6	9:59.487	55.218	7.428	87.67	1:37.264	2
22	39	1R	3 Gordon MCINTYRE	BMW -	6	10:04.064	59.795	4.577	87.00	1:38.476	6
23	74	C	11 Andy BURKE	Yamaha -	6	10:06.748	1:02.479	2.684	86.62	1:39.271	2
24	48	1R	4 Christos BOUZOUKIS	Yamaha -	6	10:07.116	1:02.847	0.368	86.57	1:39.157	5
25	88	1R	5 Adam FOSTER	Honda -	6	10:20.975	1:16.706	13.859	84.63	1:40.300	6
26	17	1R	6 Colin CLUNE	Yamaha -	6	10:21.673	1:17.404	0.698	84.54	1:40.724	6
27	347	1R	7 Ryan CLARE	Aprilia -	6	10:22.148	1:17.879	0.475	84.47	1:41.065	6
28	15	1R	8 Stuart YOUNG	Suzuki - SJY Tiling	6	10:22.553	1:18.284	0.405	84.42	1:40.905	6
29	153	1R	9 Danny CAMPION	Yamaha - A-Skip	6	10:24.909	1:20.640	2.356	84.10	1:41.328	6
30	101	C	12 Richard PAYNE	Suzuki -	6	10:25.134	1:20.865	0.225	84.07	1:41.251	6
31	46	1R	10 Simon GATES	Yamaha -	6	10:25.511	1:21.242	0.377	84.02	1:41.828	6
32	26	1R	11 Garry WEST	BMW -	6	10:26.119	1:21.850	0.608	83.94	1:42.188	6
33	176	1R	12 Jonathan SHEPPARD	Yamaha - Genstar Support	6	10:34.791	1:30.522	8.672	82.79	1:43.474	6
34	33	1R	13 Dan VLADUCEANU	BMW -	5	9:04.596	1 Lap	1 Lap	80.42	1:45.128	5
35	85	1R	14 John DAVIS	Yamaha -	5	9:14.628	1 Lap	10.032	78.97	1:47.950	3
36	120	1R	15 Jocelyn BOND	Yamaha -	5	9:45.880	1 Lap	31.252	74.75	1:54.527	5

NOT CLASSIFIED

DNF	6	C	Giles OLLEY	Suzuki - Webreality	2	3:51.347	4 Laps	3 Laps	75.72	1:51.784	2
DNF	23	C	Mark FINCHAM	BMW - Eurotech Bikesure	0						

FASTEST LAP

90			Sam COVENTRY	BMW - Futuremoto/Continental	5	1:29.517		97.85 mph	157.48 kph		
30	C		Michael HONEY	Suzuki - Digital Barriers	4	1:33.284		93.90 mph	151.12 kph		
31	1R		Jack CROUCHER	Suzuki - Trendy Lofts	6	1:36.016		91.23 mph	146.82 kph		

Brands Hatch GP

Circuit Length = 2.4332 miles

Start: 16:31 Flag 16:40 End: 16:42

Weather / Track : Cloudy / Dry

These results are provisional until the conclusion of any judicial and technical matters.

Clerk Of Course :		Timekeeper :	
-------------------	--	--------------	--

Results can be found at www.tsl-timing.com

Printed - 16:42 Sunday, 18 August 2013



BMCRC-MRO Championships 2013 - Brands Hatch GP

Morello Services MRO Powerbikes inc Clubman & Rookie 1000

RACE 16 - LAP CHART

LAP 1		
NO	BEHIND	LAP TIME

90		1:34.363
11	0.814	1:35.177
126	1.842	1:36.205
10	4.202	1:38.565
30	4.492	1:38.855
99	4.553	1:38.916
20	5.085	1:39.448
18	6.382	1:40.745
91	6.584	1:40.947
8	7.148	1:41.511
9	9.234	1:43.597
42	9.404	1:43.767
66	9.614	1:43.977
58	9.713	1:44.076
138	9.896	1:44.259
96	11.049	1:45.412
2	11.437	1:45.800
76	11.636	1:45.999
31	11.855	1:46.218
14	12.324	1:46.687
7	12.510	1:46.873
39	13.809	1:48.172
74	13.836	1:48.199
48	14.635	1:48.998
15	15.531	1:49.894
88	15.878	1:50.241
17	16.145	1:50.508
153	16.850	1:51.213
347	16.980	1:51.343
46	17.584	1:51.947
26	17.920	1:52.283
101	18.576	1:52.939
176	20.336	1:54.699
33	22.347	1:56.710
6	25.200	1:59.563
85	25.328	1:59.691
120	29.402	2:03.765

LAP 2		
NO	BEHIND	LAP TIME

90		1:30.763
11	0.217	1:30.166
126	1.196	1:30.117
99	5.709	1:31.919
10	6.909	1:33.470
30	7.236	1:33.507
20	7.565	1:33.243
8	11.420	1:35.035
91	11.949	1:36.128
18	14.658	1:39.039
9	14.811	1:36.340
42	15.776	1:37.135
66	15.905	1:37.054
58	16.021	1:37.071
138	16.228	1:37.095
96	17.255	1:36.969
2	17.646	1:36.972
76	17.728	1:36.855
31	18.215	1:37.123
14	18.825	1:37.264
7	18.899	1:37.152
74	22.344	1:39.271

39	22.598	1:39.552
48	24.116	1:40.244
88	26.578	1:41.463
15	28.021	1:43.253
347	28.131	1:41.914
17	28.602	1:43.220
153	29.282	1:43.195
46	29.483	1:42.662
26	29.766	1:42.609
101	30.125	1:42.312
176	33.108	1:43.535
33	39.898	1:48.314
85	42.525	1:47.960
6	46.221	1:51.784
120	53.436	1:54.797

LAP 3		
NO	BEHIND	LAP TIME

90		1:30.221
11	0.470	1:30.474
126	0.956	1:29.981
99	7.127	1:31.639
10	10.378	1:33.690
20	10.538	1:33.194
30	10.648	1:33.633
8	16.109	1:34.910
91	16.964	1:35.236
18	19.003	1:34.566
9	20.341	1:35.751
58	21.192	1:35.392
42	21.974	1:36.419
66	22.020	1:36.336
138	22.198	1:36.191
96	24.125	1:37.091
2	24.168	1:36.743
76	24.393	1:36.886
31	25.018	1:37.024
7	25.136	1:36.458
14	26.787	1:38.183
39	30.987	1:38.610
74	31.525	1:39.402
48	33.804	1:39.909
88	40.813	1:44.456
15	41.192	1:43.392
347	41.438	1:43.528
17	41.538	1:43.157
153	41.802	1:42.741
46	41.967	1:42.705
101	42.355	1:42.451
26	42.386	1:42.841
176	47.480	1:44.593
33	57.378	1:47.701
85	1:00.254	1:47.950
120	1:19.762	1:56.547

LAP 4		
NO	BEHIND	LAP TIME

90		1:29.833
11	0.659	1:30.022
126	1.370	1:30.247
99	9.090	1:31.796
10	13.774	1:33.229
20	13.914	1:33.209
30	14.099	1:33.284

8	20.598	1:34.322
91	21.412	1:34.281
18	23.572	1:34.402
9	25.942	1:35.434
58	26.076	1:34.717
66	27.421	1:35.234
138	27.919	1:35.554
42	28.813	1:36.672
96	30.565	1:36.273
2	31.209	1:36.874
76	31.298	1:36.738
7	31.660	1:36.357
31	32.621	1:37.436
14	35.435	1:38.481
39	41.181	1:40.027
74	41.873	1:40.181
48	43.498	1:39.527
88	53.592	1:42.612
17	53.813	1:42.108
347	54.113	1:42.508
15	54.411	1:43.052
46	55.681	1:43.547
153	55.711	1:43.742
101	55.973	1:43.451
26	56.000	1:43.447
176	1:02.279	1:44.632
33	1:14.288	1:46.743
85	1:20.315	1:49.894

LAP 5		
NO	BEHIND	LAP TIME

90		1:29.517
11	1.428	1:30.286
126	2.384	1:30.531
99	11.485	1:31.912
120	1 Lap	1:56.244
10	17.996	1:33.739
30	18.245	1:33.663
20	18.495	1:34.098
8	25.698	1:34.617
91	25.867	1:33.972
18	28.757	1:34.702
9	31.358	1:34.933
58	31.460	1:34.901
66	33.591	1:35.687
138	33.718	1:35.316
42	35.689	1:36.393
2	38.625	1:36.933
76	38.779	1:36.998
7	39.546	1:37.403
96	39.672	1:38.624
31	40.411	1:37.307
14	45.353	1:39.435
39	50.891	1:39.227
74	52.002	1:39.646
48	53.138	1:39.157
88	1:05.978	1:41.903
17	1:06.252	1:41.956
347	1:06.386	1:41.790
15	1:06.951	1:42.057
153	1:08.884	1:42.690
46	1:08.986	1:42.822
101	1:09.186	1:42.730
26	1:09.234	1:42.751
176	1:16.620	1:43.858

LAP 6		
NO	BEHIND	LAP TIME

90		1:29.572
33	1 Lap	1:45.128
11	2.573	1:30.717
126	3.506	1:30.694
85	1 Lap	1:49.133
99	13.206	1:31.293
30	23.061	1:34.388
10	23.127	1:34.703
20	23.267	1:34.344
91	30.569	1:34.274
8	31.116	1:34.990
18	34.762	1:35.577
9	37.312	1:35.526
58	37.422	1:35.534
138	38.880	1:34.734
66	40.591	1:36.572
120	1 Lap	1:54.527
42	43.015	1:36.898
2	45.505	1:36.452
76	45.517	1:36.310
7	46.444	1:36.470
31	46.855	1:36.016
96	47.790	1:37.690
14	55.218	1:39.437
39	59.795	1:38.476
74	1:02.479	1:40.049
48	1:02.847	1:39.281
88	1:16.706	1:40.300
17	1:17.404	1:40.724
347	1:17.879	1:41.065
15	1:18.284	1:40.905
153	1:20.640	1:41.328
101	1:20.865	1:41.251
46	1:21.242	1:41.828
26	1:21.850	1:42.188
176	1:30.522	1:43.474

Weather / Track : Cloudy / Dry

Results can be found at www.tsl-timing.com

Brands Hatch GP

Circuit Length = 2.4332 miles

Start: 16:31 Flag 16:40 End: 16:42

Printed - 16:43 Sunday, 18 August 2013

BMCRC-MRO Championships 2013 - Brands Hatch GP

Morello Services MRO Powerbikes inc Clubman & Rookie 1000

RACE 16 - LAP ANALYSIS

DIFF = Difference To Personal Best Lap

P1 90 Sam COVENTRY				
LAP	LAP TIME	DIFF	MPH	TIME OF DAY
1 -	1:34.363	4.846	92.83	16:33:13.136
2 -	1:30.763	1.246	96.51	16:34:43.899
3 -	1:30.221	0.704	97.09	16:36:14.120
4 -	1:29.833 (3)	0.316	97.51	16:37:43.953
5 -	1:29.517 (1)		97.85	16:39:13.470
6 -	1:29.572 (2)	0.055	97.79	16:40:43.042

P2 11 Peter BAKER				
LAP	LAP TIME	DIFF	MPH	TIME OF DAY
1 -	1:35.177	5.155	92.03	16:33:13.950
2 -	1:30.166 (2)	0.144	97.15	16:34:44.116
3 -	1:30.474	0.452	96.82	16:36:14.590
4 -	1:30.022 (1)		97.30	16:37:44.612
5 -	1:30.286 (3)	0.264	97.02	16:39:14.898
6 -	1:30.717	0.695	96.56	16:40:45.615

P3 126 Jonathan LODGE				
LAP	LAP TIME	DIFF	MPH	TIME OF DAY
1 -	1:36.205	6.224	91.05	16:33:14.978
2 -	1:30.117 (2)	0.136	97.20	16:34:45.095
3 -	1:29.981 (1)		97.35	16:36:15.076
4 -	1:30.247 (3)	0.266	97.06	16:37:45.323
5 -	1:30.531	0.550	96.76	16:39:15.854
6 -	1:30.694	0.713	96.58	16:40:46.548

P4 99 Barry CHAPMAN				
LAP	LAP TIME	DIFF	MPH	TIME OF DAY
1 -	1:38.916	7.623	88.55	16:33:17.689
2 -	1:31.919	0.626	95.29	16:34:49.608
3 -	1:31.639 (2)	0.346	95.59	16:36:21.247
4 -	1:31.796 (3)	0.503	95.42	16:37:53.043
5 -	1:31.912	0.619	95.30	16:39:24.955
6 -	1:31.293 (1)		95.95	16:40:56.248

P5 30 Michael HONEY				
LAP	LAP TIME	DIFF	MPH	TIME OF DAY
1 -	1:38.855	5.571	88.61	16:33:17.628
2 -	1:33.507 (2)	0.223	93.68	16:34:51.135
3 -	1:33.633 (3)	0.349	93.55	16:36:24.768
4 -	1:33.284 (1)		93.90	16:37:58.052
5 -	1:33.663	0.379	93.52	16:39:31.715
6 -	1:34.388	1.104	92.80	16:41:06.103

P6 10 Steve MURPHY				
LAP	LAP TIME	DIFF	MPH	TIME OF DAY
1 -	1:38.565	5.336	88.87	16:33:17.338
2 -	1:33.470 (2)	0.241	93.71	16:34:50.808
3 -	1:33.690 (3)	0.461	93.49	16:36:24.498
4 -	1:33.229 (1)		93.96	16:37:57.727
5 -	1:33.739	0.510	93.44	16:39:31.466
6 -	1:34.703	1.474	92.49	16:41:06.169

P7 20 Oli HENDERSON				
LAP	LAP TIME	DIFF	MPH	TIME OF DAY
1 -	1:39.448	6.254	88.08	16:33:18.221
2 -	1:33.243 (3)	0.049	93.94	16:34:51.464

DIFF = Difference To Personal Best Lap

3 -	1:33.194 (1)		93.99	16:36:24.658
4 -	1:33.209 (2)	0.015	93.98	16:37:57.867
5 -	1:34.098	0.904	93.09	16:39:31.965
6 -	1:34.344	1.150	92.85	16:41:06.309

P8 91 Westley CROZIER				
LAP	LAP TIME	DIFF	MPH	TIME OF DAY
1 -	1:40.947	6.975	86.77	16:33:19.720
2 -	1:36.128	2.156	91.12	16:34:55.848
3 -	1:35.236	1.264	91.98	16:36:31.084
4 -	1:34.281 (3)	0.309	92.91	16:38:05.365
5 -	1:33.972 (1)		93.21	16:39:39.337
6 -	1:34.274 (2)	0.302	92.91	16:41:13.611

P9 8 John COUGHLAN				
LAP	LAP TIME	DIFF	MPH	TIME OF DAY
1 -	1:41.511	7.189	86.29	16:33:20.284
2 -	1:35.035	0.713	92.17	16:34:55.319
3 -	1:34.910 (3)	0.588	92.29	16:36:30.229
4 -	1:34.322 (1)		92.87	16:38:04.551
5 -	1:34.617 (2)	0.295	92.58	16:39:39.168
6 -	1:34.990	0.668	92.21	16:41:14.158

P10 18 Mark PARBURY				
LAP	LAP TIME	DIFF	MPH	TIME OF DAY
1 -	1:40.745	6.343	86.95	16:33:19.518
2 -	1:39.039	4.637	88.44	16:34:58.557
3 -	1:34.566 (2)	0.164	92.63	16:36:33.123
4 -	1:34.402 (1)		92.79	16:38:07.525
5 -	1:34.702 (3)	0.300	92.49	16:39:42.227
6 -	1:35.577	1.175	91.65	16:41:17.804

P11 9 Ross DUNNING				
LAP	LAP TIME	DIFF	MPH	TIME OF DAY
1 -	1:43.597	8.664	84.55	16:33:22.370
2 -	1:36.340	1.407	90.92	16:34:58.710
3 -	1:35.751	0.818	91.48	16:36:34.461
4 -	1:35.434 (2)	0.501	91.78	16:38:09.895
5 -	1:34.933 (1)		92.27	16:39:44.828
6 -	1:35.526 (3)	0.593	91.70	16:41:20.354

P12 58 Jamie LOVEDAY				
LAP	LAP TIME	DIFF	MPH	TIME OF DAY
1 -	1:44.076	9.359	84.16	16:33:22.849
2 -	1:37.071	2.354	90.24	16:34:59.920
3 -	1:35.392 (3)	0.675	91.82	16:36:35.312
4 -	1:34.717 (1)		92.48	16:38:10.029
5 -	1:34.901 (2)	0.184	92.30	16:39:44.930
6 -	1:35.534	0.817	91.69	16:41:20.464

P13 138 Michael BLANK				
LAP	LAP TIME	DIFF	MPH	TIME OF DAY
1 -	1:44.259	9.525	84.01	16:33:23.032
2 -	1:37.095	2.361	90.21	16:35:00.127
3 -	1:36.191	1.457	91.06	16:36:36.318
4 -	1:35.554 (3)	0.820	91.67	16:38:11.872
5 -	1:35.316 (2)	0.582	91.90	16:39:47.188
6 -	1:34.734 (1)		92.46	16:41:21.922

Weather / Track : Cloudy / Dry

Brands Hatch GP

Circuit Length = 2.4332 miles

Start: 16:31 Flag 16:40 End: 16:42

BMCRC-MRO Championships 2013 - Brands Hatch GP

Morello Services MRO Powerbikes inc Clubman & Rookie 1000

RACE 16 - LAP ANALYSIS

DIFF = Difference To Personal Best Lap

P14 66 Joe CARNELL				
LAP	LAP TIME	DIFF	MPH	TIME OF DAY
1 -	1:43.977	8.743	84.24	16:33:22.750
2 -	1:37.054	1.820	90.25	16:34:59.804
3 -	1:36.336 (3)	1.102	90.93	16:36:36.140
4 -	1:35.234 (1)		91.98	16:38:11.374
5 -	1:35.687 (2)	0.453	91.54	16:39:47.061
6 -	1:36.572	1.338	90.70	16:41:23.633

P15 42 Alan WOOD				
LAP	LAP TIME	DIFF	MPH	TIME OF DAY
1 -	1:43.767	7.374	84.41	16:33:22.540
2 -	1:37.135	0.742	90.18	16:34:59.675
3 -	1:36.419 (2)	0.026	90.85	16:36:36.094
4 -	1:36.672 (3)	0.279	90.61	16:38:12.766
5 -	1:36.393 (1)		90.87	16:39:49.159
6 -	1:36.898	0.505	90.40	16:41:26.057

P16 2 Adam CLARKE				
LAP	LAP TIME	DIFF	MPH	TIME OF DAY
1 -	1:45.800	9.348	82.79	16:33:24.573
2 -	1:36.972	0.520	90.33	16:35:01.545
3 -	1:36.743 (2)	0.291	90.54	16:36:38.288
4 -	1:36.874 (3)	0.422	90.42	16:38:15.162
5 -	1:36.933	0.481	90.37	16:39:52.095
6 -	1:36.452 (1)		90.82	16:41:28.547

P17 76 Jason BYARD				
LAP	LAP TIME	DIFF	MPH	TIME OF DAY
1 -	1:45.999	9.689	82.64	16:33:24.772
2 -	1:36.855 (3)	0.545	90.44	16:35:01.627
3 -	1:36.886	0.576	90.41	16:36:38.513
4 -	1:36.738 (2)	0.428	90.55	16:38:15.251
5 -	1:36.998	0.688	90.30	16:39:52.249
6 -	1:36.310 (1)		90.95	16:41:28.559

P18 7 Chris WOOLLETT				
LAP	LAP TIME	DIFF	MPH	TIME OF DAY
1 -	1:46.873	10.516	81.96	16:33:25.646
2 -	1:37.152	0.795	90.16	16:35:02.798
3 -	1:36.458 (2)	0.101	90.81	16:36:39.256
4 -	1:36.357 (1)		90.91	16:38:15.613
5 -	1:37.403	1.046	89.93	16:39:53.016
6 -	1:36.470 (3)	0.113	90.80	16:41:29.486

P19 31 Jack CROUCHER				
LAP	LAP TIME	DIFF	MPH	TIME OF DAY
1 -	1:46.218	10.202	82.46	16:33:24.991
2 -	1:37.123 (3)	1.107	90.19	16:35:02.114
3 -	1:37.024 (2)	1.008	90.28	16:36:39.138
4 -	1:37.436	1.420	89.90	16:38:16.574
5 -	1:37.307	1.291	90.02	16:39:53.881
6 -	1:36.016 (1)		91.23	16:41:29.897

P20 96 Jay WILKINSON				
LAP	LAP TIME	DIFF	MPH	TIME OF DAY
1 -	1:45.412	9.139	83.10	16:33:24.185
2 -	1:36.969 (2)	0.696	90.33	16:35:01.154

DIFF = Difference To Personal Best Lap

3 -	1:37.091 (3)	0.818	90.22	16:36:38.245
4 -	1:36.273 (1)		90.98	16:38:14.518
5 -	1:38.624	2.351	88.82	16:39:53.142
6 -	1:37.690	1.417	89.66	16:41:30.832

P21 14 Bryan PARISH				
LAP	LAP TIME	DIFF	MPH	TIME OF DAY
1 -	1:46.687	9.423	82.10	16:33:25.460
2 -	1:37.264 (1)		90.06	16:35:02.724
3 -	1:38.183 (2)	0.919	89.21	16:36:40.907
4 -	1:38.481 (3)	1.217	88.94	16:38:19.388
5 -	1:39.435	2.171	88.09	16:39:58.823
6 -	1:39.437	2.173	88.09	16:41:38.260

P22 39 Gordon MCINTYRE				
LAP	LAP TIME	DIFF	MPH	TIME OF DAY
1 -	1:48.172	9.696	80.98	16:33:26.945
2 -	1:39.552	1.076	87.99	16:35:06.497
3 -	1:38.610 (2)	0.134	88.83	16:36:45.107
4 -	1:40.027	1.551	87.57	16:38:25.134
5 -	1:39.227 (3)	0.751	88.28	16:40:04.361
6 -	1:38.476 (1)		88.95	16:41:42.837

P23 74 Andy BURKE				
LAP	LAP TIME	DIFF	MPH	TIME OF DAY
1 -	1:48.199	8.928	80.96	16:33:26.972
2 -	1:39.271 (1)		88.24	16:35:06.243
3 -	1:39.402 (2)	0.131	88.12	16:36:45.645
4 -	1:40.181	0.910	87.44	16:38:25.826
5 -	1:39.646 (3)	0.375	87.90	16:40:05.472
6 -	1:40.049	0.778	87.55	16:41:45.521

P24 48 Christos BOUZOUKIS				
LAP	LAP TIME	DIFF	MPH	TIME OF DAY
1 -	1:48.998	9.841	80.36	16:33:27.771
2 -	1:40.244	1.087	87.38	16:35:08.015
3 -	1:39.909	0.752	87.67	16:36:47.924
4 -	1:39.527 (3)	0.370	88.01	16:38:27.451
5 -	1:39.157 (1)		88.34	16:40:06.608
6 -	1:39.281 (2)	0.124	88.23	16:41:45.889

P25 88 Adam FOSTER				
LAP	LAP TIME	DIFF	MPH	TIME OF DAY
1 -	1:50.241	9.941	79.46	16:33:29.014
2 -	1:41.463 (2)	1.163	86.33	16:35:10.477
3 -	1:44.456	4.156	83.86	16:36:54.933
4 -	1:42.612	2.312	85.36	16:38:37.545
5 -	1:41.903 (3)	1.603	85.96	16:40:19.448
6 -	1:40.300 (1)		87.33	16:41:59.748

P26 17 Colin CLUNE				
LAP	LAP TIME	DIFF	MPH	TIME OF DAY
1 -	1:50.508	9.784	79.26	16:33:29.281
2 -	1:43.220	2.496	84.86	16:35:12.501
3 -	1:43.157	2.433	84.91	16:36:55.658
4 -	1:42.108 (3)	1.384	85.78	16:38:37.766
5 -	1:41.956 (2)	1.232	85.91	16:40:19.722
6 -	1:40.724 (1)		86.96	16:42:00.446

Weather / Track : Cloudy / Dry

Brands Hatch GP

Circuit Length = 2.4332 miles

Start: 16:31 Flag 16:40 End: 16:42

BMCRC-MRO Championships 2013 - Brands Hatch GP

Morello Services MRO Powerbikes inc Clubman & Rookie 1000

RACE 16 - LAP ANALYSIS

DIFF = Difference To Personal Best Lap

P27 347 Ryan CLARE				
LAP	LAP TIME	DIFF	MPH	TIME OF DAY
1 -	1:51.343	10.278	78.67	16:33:30.116
2 -	1:41.914 (3)	0.849	85.95	16:35:12.030
3 -	1:43.528	2.463	84.61	16:36:55.558
4 -	1:42.508	1.443	85.45	16:38:38.066
5 -	1:41.790 (2)	0.725	86.05	16:40:19.856
6 -	1:41.065 (1)		86.67	16:42:00.921

P28 15 Stuart YOUNG				
LAP	LAP TIME	DIFF	MPH	TIME OF DAY
1 -	1:49.894	8.989	79.71	16:33:28.667
2 -	1:43.253	2.348	84.83	16:35:11.920
3 -	1:43.392	2.487	84.72	16:36:55.312
4 -	1:43.052 (3)	2.147	85.00	16:38:38.364
5 -	1:42.057 (2)	1.152	85.83	16:40:20.421
6 -	1:40.905 (1)		86.81	16:42:01.326

P29 153 Danny CAMPION				
LAP	LAP TIME	DIFF	MPH	TIME OF DAY
1 -	1:51.213	9.885	78.76	16:33:29.986
2 -	1:43.195	1.867	84.88	16:35:13.181
3 -	1:42.741 (3)	1.413	85.26	16:36:55.922
4 -	1:43.742	2.414	84.43	16:38:39.664
5 -	1:42.690 (2)	1.362	85.30	16:40:22.354
6 -	1:41.328 (1)		86.45	16:42:03.682

P30 101 Richard PAYNE				
LAP	LAP TIME	DIFF	MPH	TIME OF DAY
1 -	1:52.939	11.688	77.56	16:33:31.712
2 -	1:42.312 (2)	1.061	85.61	16:35:14.024
3 -	1:42.451 (3)	1.200	85.50	16:36:56.475
4 -	1:43.451	2.200	84.67	16:38:39.926
5 -	1:42.730	1.479	85.27	16:40:22.656
6 -	1:41.251 (1)		86.51	16:42:03.907

P31 46 Simon GATES				
LAP	LAP TIME	DIFF	MPH	TIME OF DAY
1 -	1:51.947	10.119	78.24	16:33:30.720
2 -	1:42.662 (2)	0.834	85.32	16:35:13.382
3 -	1:42.705 (3)	0.877	85.29	16:36:56.087
4 -	1:43.547	1.719	84.59	16:38:39.634
5 -	1:42.822	0.994	85.19	16:40:22.456
6 -	1:41.828 (1)		86.02	16:42:04.284

P32 26 Garry WEST				
LAP	LAP TIME	DIFF	MPH	TIME OF DAY
1 -	1:52.283	10.095	78.01	16:33:31.056
2 -	1:42.609 (2)	0.421	85.37	16:35:13.665
3 -	1:42.841	0.653	85.17	16:36:56.506
4 -	1:43.447	1.259	84.67	16:38:39.953
5 -	1:42.751 (3)	0.563	85.25	16:40:22.704
6 -	1:42.188 (1)		85.72	16:42:04.892

P33 176 Jonathan SHEPPARD				
LAP	LAP TIME	DIFF	MPH	TIME OF DAY
1 -	1:54.699	11.225	76.37	16:33:33.472
2 -	1:43.535 (2)	0.061	84.60	16:35:17.007

DIFF = Difference To Personal Best Lap

3 -	1:44.593	1.119	83.75	16:37:01.600
4 -	1:44.632	1.158	83.72	16:38:46.232
5 -	1:43.858 (3)	0.384	84.34	16:40:30.090
6 -	1:43.474 (1)		84.65	16:42:13.564

P34 33 Dan VLADUCEANU				
LAP	LAP TIME	DIFF	MPH	TIME OF DAY
1 -	1:56.710	11.582	75.05	16:33:35.483
2 -	1:48.314	3.186	80.87	16:35:23.797
3 -	1:47.701 (3)	2.573	81.33	16:37:11.498
4 -	1:46.743 (2)	1.615	82.06	16:38:58.241
5 -	1:45.128 (1)		83.32	16:40:43.369

P35 85 John DAVIS				
LAP	LAP TIME	DIFF	MPH	TIME OF DAY
1 -	1:59.691	11.741	73.18	16:33:38.464
2 -	1:47.960 (2)	0.010	81.13	16:35:26.424
3 -	1:47.950 (1)		81.14	16:37:14.374
4 -	1:49.894	1.944	79.71	16:39:04.268
5 -	1:49.133 (3)	1.183	80.26	16:40:53.401

P36 120 Jocelyn BOND				
LAP	LAP TIME	DIFF	MPH	TIME OF DAY
1 -	2:03.765	9.238	70.77	16:33:42.538
2 -	1:54.797 (2)	0.270	76.30	16:35:37.335
3 -	1:56.547	2.020	75.16	16:37:33.882
4 -	1:56.244 (3)	1.717	75.35	16:39:30.126
5 -	1:54.527 (1)		76.48	16:41:24.653

P37 6 Giles OLLEY				
LAP	LAP TIME	DIFF	MPH	TIME OF DAY
1 -	1:59.563 (2)	7.779	73.26	16:33:38.336
2 -	1:51.784 (1)		78.36	16:35:30.120

Weather / Track : Cloudy / Dry

BMCRC-MRO Championships 2013 - Brands Hatch GP

BMCRC Rookie 1000

RACE 22 - SNETTERTON ROUND - CLASSIFICATION

POS	NO	CL	PIC NAME	ENTRY	LAPS	TIME	GAP	DIFF	MPH	BEST	ON
1	96	1R	1 Jay WILKINSON	Kawasaki - TWR	6	10:45.749			81.39	1:38.158	5
2	88	1R	2 Adam FOSTER	Honda -	6	11:00.233	14.484	14.484	79.60	1:40.304	6
3	17	1R	3 Colin CLUNE	Yamaha -	6	11:00.802	15.053	0.569	79.53	1:40.475	6
4	15	1R	4 Stuart YOUNG	Suzuki - SJY Tiling	6	11:01.382	15.633	0.580	79.46	1:40.888	6
5	46	1R	5 Simon GATES	Yamaha -	6	11:01.839	16.090	0.457	79.41	1:40.736	6
6	347	1R	6 Ryan CLARE	Aprilia -	6	11:04.005	18.256	2.166	79.15	1:39.899	6
7	153	1R	7 Danny CAMPION	Yamaha - A-Skip	6	11:05.753	20.004	1.748	78.94	1:41.335	5
8	26	1R	8 Garry WEST	BMW -	6	11:06.563	20.814	0.810	78.85	1:41.444	5
9	33	1R	9 Dan VLADUCEANU	BMW -	6	11:12.252	26.503	5.689	78.18	1:43.044	4
10	85	1R	10 John DAVIS	Yamaha -	5	9:53.957	1 Lap	1 Lap	73.74	1:48.365	2
11	120	1R	11 Jocelyn BOND	Yamaha -	5	10:28.227	1 Lap	34.270	69.71	1:54.104	2

FASTEST LAP

96	1R	Jay WILKINSON	Kawasaki - TWR	5	1:38.158	89.24 mph	143.62 kph
----	----	---------------	----------------	---	----------	-----------	------------

Weather / Track : Cloudy / Dry

These results are provisional until the conclusion of any judicial and technical matters.

Brands Hatch GP

Circuit Length = 2.4332 miles

Start: 18:14 Flag 18:23 End: 18:25

Clerk Of Course :

Timekeeper :

Results can be found at www.tsl-timing.com

Printed - 18:29 Sunday, 18 August 2013



BMCRC-MRO Championships 2013 - Brands Hatch GP

BMCRC Rookie 600 & 1000

RACE 22 - SNETTERTON ROUND - LAP CHART

LAP 1			LAP 3			LAP 5		
NO	BEHIND	LAP TIME	NO	BEHIND	LAP TIME	NO	BEHIND	LAP TIME
57		1:40.808	57		1:36.300	57		1:36.396
38	1.523	1:42.331	54	3.756	1:37.202	54	5.357	1:37.508
54	1.885	1:42.693	38	6.759	1:38.927	38	9.729	1:37.810
75	3.070	1:43.878	75	6.938	1:37.960	7	9.892	1:37.714
36	3.560	1:44.368	7	7.045	1:37.081	75	11.559	1:38.532
27	3.964	1:44.772	36	8.629	1:38.480	36	13.378	1:38.643
7	4.506	1:45.314	27	8.916	1:38.491	27	13.694	1:38.900
55	5.873	1:46.681	55	13.275	1:40.099	55	21.070	1:40.278
23	7.664	1:48.472	23	21.223	1:43.297	120	1 Lap	1:56.992
31	10.870	1:51.678	92	27.206	1:44.110	23	34.222	1:42.513
99	11.464	1:52.272	91	28.491	1:43.530	92	41.903	1:43.543
92	11.587	1:52.395	31	29.757	1:45.549	91	42.175	1:42.797
188	11.735	1:52.543	9	30.187	1:44.312	9	46.301	1:43.717
9	11.932	1:52.740	99	32.610	1:46.916	31	46.969	1:44.624
91	12.774	1:53.582	188	32.851	1:46.807	188	53.602	1:46.801
22	13.246	1:54.054	22	33.067	1:45.870	22	54.188	1:46.615
80	17.178	1:57.986	80	49.967	1:51.826	99	54.325	1:46.855
15	49.401	2:30.209	96	55.906	1:38.232	96	1:00.321	1:38.158
17	49.972	2:30.780	15	1:03.058	1:42.300	88	1:14.216	1:40.937
96	50.021	2:30.829	17	1:03.623	1:42.691	17	1:14.614	1:41.540
88	50.709	2:31.517	88	1:03.929	1:42.800	15	1:14.781	1:42.040
46	51.002	2:31.810	46	1:04.042	1:42.855	46	1:15.390	1:41.966
33	52.277	2:33.085	153	1:06.986	1:42.682	153	1:18.057	1:41.335
153	53.497	2:34.305	347	1:07.126	1:42.614	347	1:18.393	1:41.521
347	53.783	2:34.591	33	1:07.701	1:44.059	26	1:18.729	1:41.444
26	54.151	2:34.959	26	1:07.768	1:43.037	33	1:22.419	1:44.179
85	56.683	2:37.491	85	1:22.622	1:49.974	80	1:26.554	1:53.156
120	1:05.551	2:46.359						

LAP 2			LAP 4			LAP 6		
NO	BEHIND	LAP TIME	NO	BEHIND	LAP TIME	NO	BEHIND	LAP TIME
57		1:36.100	57		1:36.109	57		1:38.622
54	2.854	1:37.069	54	4.245	1:36.598	54	3.885	1:37.150
38	4.132	1:38.709	120	1 Lap	1:54.966	7	9.247	1:37.977
75	5.278	1:38.308	38	8.315	1:37.665	85	1 Lap	1:48.665
7	6.264	1:37.858	7	8.574	1:37.638	38	10.583	1:39.476
36	6.449	1:38.989	75	9.423	1:38.594	75	10.828	1:37.891
27	6.725	1:38.861	36	11.131	1:38.611	36	13.324	1:38.568
55	9.476	1:39.703	27	11.190	1:38.383	27	14.082	1:39.010
23	14.226	1:42.662	55	17.188	1:40.022	55	23.825	1:41.377
92	19.396	1:43.909	23	28.105	1:42.991	23	39.028	1:43.428
31	20.508	1:45.738	92	34.756	1:43.659	120	1 Lap	1:55.806
91	21.261	1:44.587	91	35.774	1:43.392	91	46.491	1:42.938
99	21.994	1:46.630	31	38.741	1:45.093	92	46.502	1:43.221
9	22.175	1:46.343	9	38.980	1:44.902	9	51.070	1:43.391
188	22.344	1:46.709	188	43.197	1:46.455	31	52.923	1:44.576
22	23.497	1:46.351	99	43.866	1:47.365	22	59.858	1:44.292
80	34.441	1:53.363	22	43.969	1:47.011	188	1:01.172	1:46.192
96	53.974	1:40.053	96	58.559	1:38.762	99	1:01.335	1:45.632
15	57.058	1:43.757	15	1:09.137	1:42.188	96	1:01.414	1:39.715
17	57.232	1:43.360	17	1:09.470	1:41.956	88	1:15.898	1:40.304
88	57.429	1:42.820	88	1:09.675	1:41.855	17	1:16.467	1:40.475
46	57.487	1:42.585	80	1:09.794	1:55.936	15	1:17.047	1:40.888
33	59.942	1:43.765	46	1:09.820	1:41.887	46	1:17.504	1:40.736
153	1:00.604	1:43.207	153	1:13.118	1:42.241	347	1:19.670	1:39.899
347	1:00.812	1:43.129	347	1:13.268	1:42.251	153	1:21.418	1:41.983
26	1:01.031	1:42.980	26	1:13.681	1:42.022	26	1:22.228	1:42.121
85	1:08.948	1:48.365	33	1:14.636	1:43.044	33	1:27.917	1:44.120
120	1:23.555	1:54.104	85	1:35.975	1:49.462	80	1:38.629	1:50.697

Brands Hatch GP

Circuit Length = 2.4332 miles

Start: 18:14 Flag 18:23 End: 18:25

Weather / Track : Cloudy / Dry

Results can be found at www.tsl-timing.com

Printed - 18:27 Sunday, 18 August 2013

BMCRC-MRO Championships 2013 - Brands Hatch GP

BMCRC Rookie 1000

RACE 22 - SNETTERTON ROUND - LAP ANALYSIS

DIFF = Difference To Personal Best Lap

P1 96 Jay WILKINSON				
LAP	LAP TIME	DIFF	MPH	TIME OF DAY
1 -	2:30.829	52.671	58.07	18:16:36.009
2 -	1:40.053	1.895	87.55	18:18:16.062
3 -	1:38.232 (2)	0.074	89.17	18:19:54.294
4 -	1:38.762 (3)	0.604	88.69	18:21:33.056
5 -	1:38.158 (1)	89.24	18:23:11.214	
6 -	1:39.715	1.557	87.84	18:24:50.929

P2 88 Adam FOSTER				
LAP	LAP TIME	DIFF	MPH	TIME OF DAY
1 -	2:31.517	51.213	57.81	18:16:36.697
2 -	1:42.820	2.516	85.19	18:18:19.517
3 -	1:42.800	2.496	85.21	18:20:02.317
4 -	1:41.855 (3)	1.551	86.00	18:21:44.172
5 -	1:40.937 (2)	0.633	86.78	18:23:25.109
6 -	1:40.304 (1)	87.33	18:25:05.413	

P3 17 Colin CLUNE				
LAP	LAP TIME	DIFF	MPH	TIME OF DAY
1 -	2:30.780	50.305	58.09	18:16:35.960
2 -	1:43.360	2.885	84.75	18:18:19.320
3 -	1:42.691	2.216	85.30	18:20:02.011
4 -	1:41.956 (3)	1.481	85.91	18:21:43.967
5 -	1:41.540 (2)	1.065	86.26	18:23:25.507
6 -	1:40.475 (1)	87.18	18:25:05.982	

P4 15 Stuart YOUNG				
LAP	LAP TIME	DIFF	MPH	TIME OF DAY
1 -	2:30.209	49.321	58.31	18:16:35.389
2 -	1:43.757	2.869	84.42	18:18:19.146
3 -	1:42.300	1.412	85.62	18:20:01.446
4 -	1:42.188 (3)	1.300	85.72	18:21:43.634
5 -	1:42.040 (2)	1.152	85.84	18:23:25.674
6 -	1:40.888 (1)	86.82	18:25:06.562	

P5 46 Simon GATES				
LAP	LAP TIME	DIFF	MPH	TIME OF DAY
1 -	2:31.810	51.074	57.70	18:16:36.990
2 -	1:42.585	1.849	85.39	18:18:19.575
3 -	1:42.855	2.119	85.16	18:20:02.430
4 -	1:41.887 (2)	1.151	85.97	18:21:44.317
5 -	1:41.966 (3)	1.230	85.90	18:23:26.283
6 -	1:40.736 (1)	86.95	18:25:07.019	

P6 347 Ryan CLARE				
LAP	LAP TIME	DIFF	MPH	TIME OF DAY
1 -	2:34.591	54.692	56.66	18:16:39.771
2 -	1:43.129	3.230	84.94	18:18:22.900
3 -	1:42.614	2.715	85.36	18:20:05.514
4 -	1:42.251 (3)	2.352	85.66	18:21:47.765
5 -	1:41.521 (2)	1.622	86.28	18:23:29.286
6 -	1:39.899 (1)	87.68	18:25:09.185	

P7 153 Danny CAMPION				
LAP	LAP TIME	DIFF	MPH	TIME OF DAY
1 -	2:34.305	52.970	56.76	18:16:39.485
2 -	1:43.207	1.872	84.87	18:18:22.692

DIFF = Difference To Personal Best Lap

3 -	1:42.682	1.347	85.31	18:20:05.374
4 -	1:42.241 (3)	0.906	85.67	18:21:47.615
5 -	1:41.335 (1)	86.44	18:23:28.950	
6 -	1:41.983 (2)	0.648	85.89	18:25:10.933

P8 26 Garry WEST				
LAP	LAP TIME	DIFF	MPH	TIME OF DAY
1 -	2:34.959	53.515	56.52	18:16:40.139
2 -	1:42.980	1.536	85.06	18:18:23.119
3 -	1:43.037	1.593	85.01	18:20:06.156
4 -	1:42.022 (2)	0.578	85.86	18:21:48.178
5 -	1:41.444 (1)	86.35	18:23:29.622	
6 -	1:42.121 (3)	0.677	85.77	18:25:11.743

P9 33 Dan VLADUCEANU				
LAP	LAP TIME	DIFF	MPH	TIME OF DAY
1 -	2:33.085	50.041	57.22	18:16:38.265
2 -	1:43.765 (2)	0.721	84.42	18:18:22.030
3 -	1:44.059 (3)	1.015	84.18	18:20:06.089
4 -	1:43.044 (1)	85.01	18:21:49.133	
5 -	1:44.179	1.135	84.08	18:23:33.312
6 -	1:44.120	1.076	84.13	18:25:17.432

P10 85 John DAVIS				
LAP	LAP TIME	DIFF	MPH	TIME OF DAY
1 -	2:37.491	49.126	55.62	18:16:42.671
2 -	1:48.365 (1)	80.83	18:18:31.036	
3 -	1:49.974	1.609	79.65	18:20:21.010
4 -	1:49.462 (3)	1.097	80.02	18:22:10.472
5 -	1:48.665 (2)	0.300	80.61	18:23:59.137

P11 120 Jocelyn BOND				
LAP	LAP TIME	DIFF	MPH	TIME OF DAY
1 -	2:46.359	52.255	52.65	18:16:51.539
2 -	1:54.104 (1)	76.77	18:18:45.643	
3 -	1:54.966 (2)	0.862	76.19	18:20:40.609
4 -	1:56.992	2.888	74.87	18:22:37.601
5 -	1:55.806 (3)	1.702	75.64	18:24:33.407

Weather / Track : Cloudy / Dry

Results can be found at www.tsl-timing.com

Brands Hatch GP

Circuit Length = 2.4332 miles

Start: 18:14 Flag 18:23 End: 18:25

Printed - 18:32 Sunday, 18 August 2013



BMCRC Rookie 600

**Round 7
Brands Hatch GP**

17th & 18th August 2013



Results Provided by Timing Solutions Ltd
www.tsl-timing.com

BMCRC-MRO Championships 2013 - Brands Hatch GP

BMCRC Rookie 600

QUALIFYING - CLASSIFICATION

POS	NO	CL	PIC NAME	ENTRY	TIME	ON	LAPS	GAP	DIFF	MPH
1	57	6R	1 James PUTTRELL	Yamaha - Bike Stop	1:37.525	5	7			89.82
2	54	6R	2 Chris BECK	Suzuki - Wonderwalls	1:38.301	6	7	0.776	0.776	89.11
3	27	6R	3 Matt COLES	Yamaha -	1:39.171	7	7	1.646	0.870	88.33
4	61	6R	4 Olly SAVAGE	Kawasaki - Validus-IVC Ltd	1:39.588	7	7	2.063	0.417	87.96
5	17	6R	5 Simon TUCKER	Yamaha -	1:40.668	2	7	3.143	1.080	87.01
6	67	6R	6 David WAKE	Yamaha -	1:41.026	6	6	3.501	0.358	86.70
7	38	6R	7 Dean CHAPMAN	Kawasaki -	1:41.173	6	7	3.648	0.147	86.58
8	50	6R	8 Andrew O'BRIEN	Triumph -	1:42.305	4	4	4.780	1.132	85.62
9	36	6R	9 Joe MUNCEY	Honda - Eastern Garage	1:42.318	7	7	4.793	0.013	85.61
10	75	6R	10 Paul GALLAWAY	Yamaha - Cornerstone Garage	1:42.325	5	5	4.800	0.007	85.60
11	55	6R	11 David MILLS	Suzuki - Wonderwalls	1:42.489	7	7	4.964	0.164	85.47
12	98	6R	12 Richard BLACKWELL	Kawasaki - Chem-Quip	1:42.662	7	7	5.137	0.173	85.32
13	11	6R	13 Li-Jen HSIAO	Yamaha -	1:43.725	6	6	6.200	1.063	84.45
14	117	6R	14 Patryk RYDZINSKI	Honda -	1:44.932	6	6	7.407	1.207	83.48
15	23	6R	15 Sam MILLS	Suzuki - Glenmill Homes	1:45.233	3	6	7.708	0.301	83.24
16	91	6R	16 John CAMPBELL	Suzuki -	1:47.061	6	6	9.536	1.828	81.82
17	9	6R	17 Chris LAY	Yamaha -	1:49.132	6	6	11.607	2.071	80.26
18	99	6R	18 Matt MACINTOSH	Yamaha - Cambrige Coral Tech	1:49.284	6	6	11.759	0.152	80.15
19	51	6R	19 Andrew DURANT	Honda -	1:49.808	6	6	12.283	0.524	79.77
20	31	6R	20 Ashley FRANCIS	Yamaha -	1:50.357	4	6	12.832	0.549	79.37
21	73	6R	21 Konstantin KOSTIUCHENKO	Honda -	1:55.429	5	6	17.904	5.072	75.88
22	80	6R	22 Anthony OLWAY	Kawasaki -	2:01.220	5	6	23.695	5.791	72.26
23	22	6R	23 Paul WILSON	Yamaha -	2:01.239	3	4	23.714	0.019	72.25
24	150	6R	24 Heather KNOWLES	Triumph -	2:02.809	3	5	25.284	1.570	71.32
25	94	6R	25 Michael WINDSOR	Honda -	2:04.407	5	6	26.882	1.598	70.41
26	88	6R	26 Tom JEFFERIES	Yamaha -			0			

Weather / Track : Cloudy / Dry

These results are provisional until the conclusion of any judicial and technical matters.

Brands Hatch GP

Circuit Length = 2.4332 miles

Start: 10:13 Flag 10:26 End: 10:28

Clerk Of Course :

Timekeeper :

Results can be found at www.tsl-timing.com

Printed - 10:35 Saturday, 17 August 2013



BMCRC-MRO Championships 2013 - Brands Hatch GP

BMCRC Rookie 600

QUALIFYING - LAP ANALYSIS

DIFF = Difference To Personal Best Lap

P1 57 James PUTTRELL				
LAP	LAP TIME	DIFF	MPH	TIME OF DAY
1 -	1:45.083	7.558	83.36	10:16:46.516
2 -	1:39.992 (2)	2.467	87.60	10:18:26.508
3 -	1:42.999	5.474	85.04	10:20:09.507
4 -	1:41.058 (3)	3.533	86.68	10:21:50.565
5 -	1:37.525 (1)		89.82	10:23:28.090
6 -	1:44.598	7.073	83.74	10:25:12.688
7 -	1:43.181	5.656	84.89	10:26:55.869

P2 54 Chris BECK				
LAP	LAP TIME	DIFF	MPH	TIME OF DAY
1 -	1:44.659	6.358	83.69	10:17:14.934
2 -	1:40.151	1.850	87.46	10:18:55.085
3 -	1:39.620 (2)	1.319	87.93	10:20:34.705
4 -	1:40.723	2.422	86.96	10:22:15.428
5 -	1:39.762 (3)	1.461	87.80	10:23:55.190
6 -	1:38.301 (1)		89.11	10:25:33.491
7 -	1:40.065	1.764	87.54	10:27:13.556

P3 27 Matt COLES				
LAP	LAP TIME	DIFF	MPH	TIME OF DAY
1 -	1:46.769	7.598	82.04	10:17:49.792
2 -	1:44.670	5.499	83.69	10:19:34.462
3 -	1:43.526	4.355	84.61	10:21:17.988
4 -	1:40.527	1.356	87.13	10:22:58.515
5 -	1:39.874 (2)	0.703	87.70	10:24:38.389
6 -	1:40.290 (3)	1.119	87.34	10:26:18.679
7 -	1:39.171 (1)		88.33	10:27:57.850

P4 61 Oilly SAVAGE				
LAP	LAP TIME	DIFF	MPH	TIME OF DAY
1 -	1:46.466	6.878	82.27	10:17:26.481
2 -	1:43.683	4.095	84.48	10:19:10.164
3 -	1:43.425	3.837	84.69	10:20:53.589
4 -	1:41.865 (2)	2.277	85.99	10:22:35.454
5 -	1:44.576	4.988	83.76	10:24:20.030
6 -	1:42.314 (3)	2.726	85.61	10:26:02.344
7 -	1:39.588 (1)		87.96	10:27:41.932

P5 17 Simon TUCKER				
LAP	LAP TIME	DIFF	MPH	TIME OF DAY
1 -	1:44.003	3.335	84.22	10:16:47.316
2 -	1:40.668 (1)		87.01	10:18:27.984
3 -	1:41.986	1.318	85.89	10:20:09.970
4 -	1:42.728	2.060	85.27	10:21:52.698
5 -	1:41.838	1.170	86.01	10:23:34.536
6 -	1:41.163 (2)	0.495	86.59	10:25:15.699
7 -	1:41.262 (3)	0.594	86.50	10:26:56.961

P6 67 David WAKE				
LAP	LAP TIME	DIFF	MPH	TIME OF DAY
1 -	1:54.389	13.363	76.57	10:17:36.026
2 -	2:08.417	27.391	68.21	10:19:44.443
3 -	1:44.173 (2)	3.147	84.08	10:21:28.616
4 -	1:46.907	5.881	81.93	10:23:15.523
5 -	1:45.376 (3)	4.350	83.12	10:25:00.899
6 -	1:41.026 (1)		86.70	10:26:41.925

DIFF = Difference To Personal Best Lap

P7 38 Dean CHAPMAN				
LAP	LAP TIME	DIFF	MPH	TIME OF DAY
1 -	1:45.161	3.988	83.29	10:16:43.498
2 -	1:42.568	1.395	85.40	10:18:26.066
3 -	1:42.851	1.678	85.17	10:20:08.917
4 -	1:42.958	1.785	85.08	10:21:51.875
5 -	1:42.030 (3)	0.857	85.85	10:23:33.905
6 -	1:41.173 (1)		86.58	10:25:15.078
7 -	1:41.685 (2)	0.512	86.14	10:26:56.763

P8 50 Andrew O'BRIEN				
LAP	LAP TIME	DIFF	MPH	TIME OF DAY
1 -	1:51.884	9.579	78.29	10:17:47.907
2 -	1:45.831 (3)	3.526	82.77	10:19:33.738
3 -	1:43.403 (2)	1.098	84.71	10:21:17.141
4 -	1:42.305 (1)		85.62	10:22:59.446

P9 36 Joe MUNCEY				
LAP	LAP TIME	DIFF	MPH	TIME OF DAY
1 -	1:52.568	10.250	77.81	10:17:32.743
2 -	1:46.428	4.110	82.30	10:19:19.171
3 -	1:44.462	2.144	83.85	10:21:03.633
4 -	1:43.652 (2)	1.334	84.51	10:22:47.285
5 -	1:43.834	1.516	84.36	10:24:31.119
6 -	1:43.726 (3)	1.408	84.45	10:26:14.845
7 -	1:42.318 (1)		85.61	10:27:57.163

P10 75 Paul GALLAWAY				
LAP	LAP TIME	DIFF	MPH	TIME OF DAY
1 -	1:49.556	7.231	79.95	10:17:30.454
2 -	1:43.726 (3)	1.401	84.45	10:19:14.180
3 -	1:42.871 (2)	0.546	85.15	10:20:57.051
4 -	1:43.885	1.560	84.32	10:22:40.936
5 -	1:42.325 (1)		85.60	10:24:23.261

P11 55 David MILLS				
LAP	LAP TIME	DIFF	MPH	TIME OF DAY
1 -	1:48.011	5.522	81.10	10:17:26.115
2 -	1:44.629	2.140	83.72	10:19:10.744
3 -	1:43.832 (3)	1.343	84.36	10:20:54.576
4 -	1:43.018 (2)	0.529	85.03	10:22:37.594
5 -	1:44.338	1.849	83.95	10:24:21.932
6 -	1:43.837	1.348	84.36	10:26:05.769
7 -	1:42.489 (1)		85.47	10:27:48.258

P12 98 Richard BLACKWELL				
LAP	LAP TIME	DIFF	MPH	TIME OF DAY
1 -	1:50.928	8.266	78.96	10:17:25.453
2 -	1:45.678	3.016	82.89	10:19:11.131
3 -	1:45.349	2.687	83.15	10:20:56.480
4 -	1:43.375	0.713	84.73	10:22:39.855
5 -	1:42.756 (2)	0.094	85.24	10:24:22.611
6 -	1:43.315 (3)	0.653	84.78	10:26:05.926
7 -	1:42.662 (1)		85.32	10:27:48.588

P13 11 Li-Jen HSIAO				
LAP	LAP TIME	DIFF	MPH	TIME OF DAY
1 -	1:52.117	8.392	78.13	10:17:49.108

Weather / Track : Cloudy / Dry

BMCRC-MRO Championships 2013 - Brands Hatch GP

BMCRC Rookie 600

QUALIFYING - LAP ANALYSIS

DIFF = Difference To Personal Best Lap

2 -	1:47.374	3.649	81.58	10:19:36.482
3 -	1:47.554	3.829	81.44	10:21:24.036
4 -	1:45.529 (2)	1.804	83.00	10:23:09.565
5 -	1:45.966 (3)	2.241	82.66	10:24:55.531
6 -	1:43.725 (1)		84.45	10:26:39.256

P14 117 Patryk RYDZINSKI

LAP	LAP TIME	DIFF	MPH	TIME OF DAY
1 -	1:53.724	8.792	77.02	10:17:49.680
2 -	1:48.502	3.570	80.73	10:19:38.182
3 -	1:48.732	3.800	80.56	10:21:26.914
4 -	1:47.575 (3)	2.643	81.43	10:23:14.489
5 -	1:45.373 (2)	0.441	83.13	10:24:59.862
6 -	1:44.932 (1)		83.48	10:26:44.794

P15 23 Sam MILLS

LAP	LAP TIME	DIFF	MPH	TIME OF DAY
1 -	1:48.191	2.958	80.96	10:17:14.300
2 -	1:46.277 (3)	1.044	82.42	10:19:00.577
3 -	1:45.233 (1)		83.24	10:20:45.810
4 -	1:46.618	1.385	82.16	10:22:32.428
5 -	1:47.222	1.989	81.69	10:24:19.650
6 -	1:46.035 (2)	0.802	82.61	10:26:05.685

P16 91 John CAMPBELL

LAP	LAP TIME	DIFF	MPH	TIME OF DAY
1 -	1:58.278	11.217	74.06	10:17:36.308
2 -	1:55.180	8.119	76.05	10:19:31.488
3 -	1:52.461	5.400	77.89	10:21:23.949
4 -	1:49.670 (3)	2.609	79.87	10:23:13.619
5 -	1:49.108 (2)	2.047	80.28	10:25:02.727
6 -	1:47.061 (1)		81.82	10:26:49.788

P17 9 Chris LAY

LAP	LAP TIME	DIFF	MPH	TIME OF DAY
1 -	1:54.113	4.981	76.76	10:17:49.030
2 -	1:56.161	7.029	75.41	10:19:45.191
3 -	1:51.331	2.199	78.68	10:21:36.522
4 -	1:49.219 (2)	0.087	80.20	10:23:25.741
5 -	1:50.082 (3)	0.950	79.57	10:25:15.823
6 -	1:49.132 (1)		80.26	10:27:04.955

P18 99 Matt MACINTOSH

LAP	LAP TIME	DIFF	MPH	TIME OF DAY
1 -	1:57.469	8.185	74.57	10:17:38.967
2 -	1:52.934	3.650	77.56	10:19:31.901
3 -	1:50.611 (2)	1.327	79.19	10:21:22.512
4 -	1:52.925	3.641	77.57	10:23:15.437
5 -	1:50.832 (3)	1.548	79.03	10:25:06.269
6 -	1:49.284 (1)		80.15	10:26:55.553

P19 51 Andrew DURANT

LAP	LAP TIME	DIFF	MPH	TIME OF DAY
1 -	2:13.670	23.862	65.53	10:17:54.814
2 -	1:56.291	6.483	75.32	10:19:51.105
3 -	1:52.238 (3)	2.430	78.04	10:21:43.343
4 -	1:54.512	4.704	76.49	10:23:37.855
5 -	1:50.693 (2)	0.885	79.13	10:25:28.548
6 -	1:49.808 (1)		79.77	10:27:18.356

DIFF = Difference To Personal Best Lap

P20 31 Ashley FRANCIS				
LAP	LAP TIME	DIFF	MPH	TIME OF DAY
1 -	1:57.685	7.328	74.43	10:17:37.223
2 -	1:57.120	6.763	74.79	10:19:34.343
3 -	1:52.495 (3)	2.138	77.86	10:21:26.838
4 -	1:50.357 (1)		79.37	10:23:17.195
5 -	1:50.847 (2)	0.490	79.02	10:25:08.042
6 -	1:53.253	2.896	77.34	10:27:01.295

P21 73 Konstantin KOSTIUCHENKO

LAP	LAP TIME	DIFF	MPH	TIME OF DAY
1 -	2:00.399	4.970	72.75	10:17:46.772
2 -	1:57.935	2.506	74.27	10:19:44.707
3 -	1:56.864 (3)	1.435	74.95	10:21:41.571
4 -	1:58.605	3.176	73.85	10:23:40.176
5 -	1:55.429 (1)		75.88	10:25:35.605
6 -	1:56.683 (2)	1.254	75.07	10:27:32.288

P22 80 Anthony OLWAY

LAP	LAP TIME	DIFF	MPH	TIME OF DAY
1 -	2:06.162	4.942	69.43	10:18:17.812
2 -	2:03.475	2.255	70.94	10:20:21.287
3 -	2:01.750 (3)	0.530	71.94	10:22:23.037
4 -	2:02.122	0.902	71.73	10:24:25.159
5 -	2:01.220 (1)		72.26	10:26:26.379
6 -	2:01.563 (2)	0.343	72.06	10:28:27.942

P23 22 Paul WILSON

LAP	LAP TIME	DIFF	MPH	TIME OF DAY
1 -	2:06.125	4.886	69.45	10:18:18.780
2 -	2:03.958 (3)	2.719	70.66	10:20:22.738
3 -	2:01.239 (1)		72.25	10:22:23.977
4 -	2:02.219 (2)	0.980	71.67	10:24:26.196

P24 150 Heather KNOWLES

LAP	LAP TIME	DIFF	MPH	TIME OF DAY
1 -	2:06.122	3.313	69.45	10:18:12.388
2 -	2:04.397 (2)	1.588	70.41	10:20:16.785
3 -	2:02.809 (1)		71.32	10:22:19.594
4 -	2:05.446 (3)	2.637	69.82	10:24:25.040
5 -	2:07.371	4.562	68.77	10:26:32.411

P25 94 Michael WINDSOR

LAP	LAP TIME	DIFF	MPH	TIME OF DAY
1 -	2:23.558	19.151	61.01	10:17:48.153
2 -	2:13.036	8.629	65.84	10:20:01.189
3 -	2:09.500	5.093	67.64	10:22:10.689
4 -	2:06.568 (3)	2.161	69.21	10:24:17.257
5 -	2:04.407 (1)		70.41	10:26:21.664
6 -	2:06.321 (2)	1.914	69.34	10:28:27.985

Weather / Track : Cloudy / Dry

Brands Hatch GP

Circuit Length = 2.4332 miles

Start: 10:13 Flag 10:26 End: 10:28

BMCRC-MRO Championships 2013 - Brands Hatch GP

BMCRC Rookie 600

RACE 8 - GRID

ROW 7				26	88 Tom JEFFERIES	25	94 Michael WINDSOR	2:04.407					
ROW 6	24	150 Heather KNOWLES	2:02.809	23	22 Paul WILSON	2:01.239	22	80 Anthony OLWAY	2:01.220	21	73 Konstantin KOSTIUCHENKO	1:55.429	
ROW 5		20	31 Ashley FRANCIS	1:50.357	19	51 Andrew DURANT	1:49.808	18	99 Matt MACINTOSH	1:49.284	17	9 Chris LAY	1:49.132
ROW 4	16	91 John CAMPBELL	1:47.061	15	23 Sam MILLS	1:45.233	14	117 Patryk RYDZINSKI	1:44.932	13	11 Li-Jen HSIAO	1:43.725	
ROW 3		12	98 Richard BLACKWELL	1:42.662	11	55 David MILLS	1:42.489	10	75 Paul GALLAWAY	1:42.325	9	36 Joe MUNCEY	1:42.318
ROW 2	8	50 Andrew O'BRIEN	1:42.305	7	38 Dean CHAPMAN	1:41.173	6	67 David WAKE	1:41.026	5	17 Simon TUCKER	1:40.668	
ROW 1		4	61 Oilly SAVAGE	1:39.588	3	27 Matt COLES	1:39.171	2	54 Chris BECK	1:38.301	1	57 James PUTTRELL	1:37.525
												Pole	

Brands Hatch GP
Circuit Length = 2.4332 miles

These results are provisional until the conclusion of any judicial and technical matters.

Clerk Of Course :		Timekeeper :	
-------------------	--	--------------	--

Results can be found at www.tsl-timing.com

Printed - 10:39 Saturday, 17 August 2013



BMCRC-MRO Championships 2013 - Brands Hatch GP

BMCRC Rookie 600

RACE 8 - CLASSIFICATION

POS	NO	NAME	ENTRY	LAPS	TIME	GAP	DIFF	MPH	BEST	ON
1	57	James PUTTRELL	Yamaha - Bike Stop	6	9:54.389			88.42	1:37.362	6
2	54	Chris BECK	Suzuki - Wonderwalls	6	9:54.472	0.083	0.083	88.41	1:37.404	6
3	17	Simon TUCKER	Yamaha -	6	10:00.121	5.732	5.649	87.58	1:38.442	5
4	61	Olly SAVAGE	Kawasaki - Validus-IVC Ltd	6	10:02.985	8.596	2.864	87.16	1:38.764	3
5	27	Matt COLES	Yamaha -	6	10:03.221	8.832	0.236	87.13	1:38.915	6
6	67	David WAKE	Yamaha -	6	10:07.599	13.210	4.378	86.50	1:38.818	6
7	36	Joe MUNCEY	Honda - Eastern Garage	6	10:10.991	16.602	3.392	86.02	1:39.796	2
8	117	Patryk RYDZINSKI	Honda -	6	10:19.528	25.139	8.537	84.83	1:40.866	5
9	50	Andrew O'BRIEN	Triumph -	6	10:22.082	27.693	2.554	84.48	1:40.317	6
10	98	Richard BLACKWELL	Kawasaki - Chem-Quip	6	10:22.413	28.024	0.331	84.44	1:39.884	6
11	11	Li-Jen HSIAO	Yamaha -	6	10:26.470	32.081	4.057	83.89	1:41.676	6
12	75	Paul GALLAWAY	Yamaha - Cornerstone Garage	6	10:29.409	35.020	2.939	83.50	1:39.199	5
13	55	David MILLS	Suzuki - Wonderwalls	6	10:29.939	35.550	0.530	83.43	1:42.814	5
14	23	Sam MILLS	Suzuki - Glenmill Homes	6	10:35.717	41.328	5.778	82.67	1:44.127	2
15	91	John CAMPBELL	Suzuki -	6	10:44.848	50.459	9.131	81.50	1:45.486	5
16	99	Matt MACINTOSH	Yamaha - Cambrige Coral Tech	6	10:51.868	57.479	7.020	80.62	1:46.334	4
17	31	Ashley FRANCIS	Yamaha -	6	10:51.984	57.595	0.116	80.61	1:46.324	6
18	9	Chris LAY	Yamaha -	6	10:52.653	58.264	0.669	80.53	1:45.716	6
.....										
19	88	Tom JEFFERIES	Yamaha -	6	11:02.998	1:08.609	10.345	79.27	1:48.875	3
20	73	Konstantin KOSTIUCHENKO	Honda -	6	11:25.678	1:31.289	22.680	76.65	1:52.472	3
21	22	Paul WILSON	Yamaha -	6	11:29.866	1:35.477	4.188	76.18	1:49.735	6
22	80	Anthony OLWAY	Kawasaki -	6	11:29.943	1:35.554	0.077	76.17	1:49.730	6
23	51	Andrew DURANT	Honda -	6	11:32.006	1:37.617	2.063	75.95	1:50.491	6
24	150	Heather KNOWLES	Triumph -	5	10:09.991	1 Lap	1 Lap	71.80	1:58.696	3
NOT CLASSIFIED										
DNF	94	Michael WINDSOR	Honda -	2	4:23.171	4 Laps	3 Laps	66.57	2:08.954	2
DNF	38	Dean CHAPMAN	Kawasaki -	1	1:43.976	5 Laps	1 Lap	84.24	1:43.976	1
FASTEST LAP										
	57	James PUTTRELL	Yamaha - Bike Stop	6	1:37.362			89.97 mph	144.79 kph	

Weather / Track : Cloudy / Dry

These results are provisional until the conclusion of any judicial and technical matters.

Brands Hatch GP

Circuit Length = 2.4332 miles

Start: 14:49 Flag 14:59 End: 15:00

Clerk Of Course :	Timekeeper :
-------------------	--------------

Results can be found at www.tsl-timing.com

Printed - 15:01 Saturday, 17 August 2013



BMCRC-MRO Championships 2013 - Brands Hatch GP

BMCRC Rookie 600

RACE 8 - LAP CHART

LAP 1		
NO	BEHIND	LAP TIME

57		1:43.425
38	0.551	1:43.976
54	1.003	1:44.428
27	2.282	1:45.707
61	2.435	1:45.860
17	3.442	1:46.867
67	3.644	1:47.069
36	4.021	1:47.446
75	4.066	1:47.491
117	5.977	1:49.402
23	7.172	1:50.597
11	8.223	1:51.648
55	8.303	1:51.728
50	8.561	1:51.986
98	8.815	1:52.240
91	10.897	1:54.322
31	11.497	1:54.922
9	12.354	1:55.779
99	14.033	1:57.458
88	14.151	1:57.576
73	16.898	2:00.323
51	21.384	2:04.809
80	21.542	2:04.967
22	24.690	2:08.115
150	25.955	2:09.380
94	30.792	2:14.217

LAP 2		
NO	BEHIND	LAP TIME

57		1:37.929
54	2.677	1:39.603
61	4.002	1:39.496
27	4.206	1:39.853
17	4.369	1:38.856
67	5.594	1:39.879
36	5.888	1:39.796
75	5.927	1:39.790
117	11.231	1:43.183
23	13.370	1:44.127
11	13.691	1:43.397
50	13.822	1:43.190
55	15.144	1:44.770
98	15.262	1:44.376
91	19.519	1:46.551
31	21.264	1:47.696
9	21.791	1:47.366
99	24.355	1:48.251
88	25.268	1:49.046
73	32.459	1:53.490
51	39.114	1:55.659
80	40.586	1:56.973
22	41.547	1:54.786
150	50.312	2:02.286
94	1:01.817	2:08.954

LAP 3		
NO	BEHIND	LAP TIME

57		1:38.012
54	2.512	1:37.847
61	4.754	1:38.764
17	4.830	1:38.473

27	5.434	1:39.240
36	7.761	1:39.885
67	7.844	1:40.262
75	8.259	1:40.344
117	15.843	1:42.624
50	19.065	1:43.255
98	19.659	1:42.409
23	20.715	1:45.357
11	20.832	1:45.153
55	21.298	1:44.166
91	27.572	1:46.065
31	32.005	1:48.753
9	32.263	1:48.484
99	32.873	1:46.530
88	36.131	1:48.875
73	46.919	1:52.472
51	55.613	1:54.511
80	55.902	1:53.328
22	57.234	1:53.699
150	1:10.996	1:58.696

LAP 4		
NO	BEHIND	LAP TIME

57		1:39.121
54	0.855	1:37.464
17	4.277	1:38.568
61	6.156	1:40.523
27	6.295	1:39.982
36	9.547	1:40.907
67	9.753	1:41.030
117	18.284	1:41.562
50	22.025	1:42.081
98	22.422	1:41.884
11	24.259	1:42.548
55	25.110	1:42.933
23	26.831	1:45.237
75	30.806	2:01.668
91	35.203	1:46.752
99	40.086	1:46.334
31	40.172	1:47.288
9	41.017	1:47.875
88	46.035	1:49.025
73	1:00.668	1:52.870
80	1:10.252	1:53.471
51	1:10.303	1:53.811
22	1:10.798	1:52.685
150	1:31.239	1:59.364

LAP 5		
NO	BEHIND	LAP TIME

57		1:38.540
54	0.041	1:37.726
17	4.179	1:38.442
61	7.055	1:39.439
27	7.279	1:39.524
67	11.754	1:40.541
36	12.569	1:41.562
117	20.610	1:40.866
50	24.738	1:41.253
98	25.502	1:41.620
11	27.767	1:42.048
55	29.384	1:42.814
75	31.465	1:39.199
23	33.576	1:45.285

91	42.149	1:45.486
99	48.389	1:46.843
31	48.633	1:47.001
9	49.910	1:47.433
88	56.433	1:48.938
73	1:15.897	1:53.769
22	1:23.104	1:50.846
80	1:23.186	1:51.474
51	1:24.488	1:52.725

LAP 6		
NO	BEHIND	LAP TIME

57		1:37.362
54	0.083	1:37.404
17	5.732	1:38.915
61	8.596	1:38.903
27	8.832	1:38.915
67	13.210	1:38.818
150	1 Lap	2:00.265
36	16.602	1:41.395
117	25.139	1:41.891
50	27.693	1:40.317
98	28.024	1:39.884
11	32.081	1:41.676
75	35.020	1:40.917
55	35.550	1:43.528
23	41.328	1:45.114
91	50.459	1:45.672
99	57.479	1:46.452
31	57.595	1:46.324
9	58.264	1:45.716
88	1:08.609	1:49.538
73	1:31.289	1:52.754
22	1:35.477	1:49.735
80	1:35.554	1:49.730
51	1:37.617	1:50.491

Weather / Track : Cloudy / Dry

Results can be found at www.tsl-timing.com

Brands Hatch GP
Circuit Length = 2.4332 miles
Start: 14:49 Flag 14:59 End: 15:00

Printed - 15:03 Saturday, 17 August 2013

BMCRC-MRO Championships 2013 - Brands Hatch GP

BMCRC Rookie 600

RACE 8 - LAP ANALYSIS

DIFF = Difference To Personal Best Lap

P1 57 James PUTTRELL				
LAP	LAP TIME	DIFF	MPH	TIME OF DAY
1 -	1:43.425	6.063	84.69	14:50:57.193
2 -	1:37.929 (2)	0.567	89.45	14:52:35.122
3 -	1:38.012 (3)	0.650	89.37	14:54:13.134
4 -	1:39.121	1.759	88.37	14:55:52.255
5 -	1:38.540	1.178	88.89	14:57:30.795
6 -	1:37.362 (1)		89.97	14:59:08.157

P2 54 Chris BECK				
LAP	LAP TIME	DIFF	MPH	TIME OF DAY
1 -	1:44.428	7.024	83.88	14:50:58.196
2 -	1:39.603	2.199	87.94	14:52:37.799
3 -	1:37.847	0.443	89.52	14:54:15.646
4 -	1:37.464 (2)	0.060	89.87	14:55:53.110
5 -	1:37.726 (3)	0.322	89.63	14:57:30.836
6 -	1:37.404 (1)		89.93	14:59:08.240

P3 17 Simon TUCKER				
LAP	LAP TIME	DIFF	MPH	TIME OF DAY
1 -	1:46.867	8.425	81.96	14:51:00.635
2 -	1:38.856	0.414	88.61	14:52:39.491
3 -	1:38.473 (2)	0.031	88.95	14:54:17.964
4 -	1:38.568 (3)	0.126	88.87	14:55:56.532
5 -	1:38.442 (1)		88.98	14:57:34.974
6 -	1:38.915	0.473	88.55	14:59:13.889

P4 61 Oilly SAVAGE				
LAP	LAP TIME	DIFF	MPH	TIME OF DAY
1 -	1:45.860	7.096	82.74	14:50:59.628
2 -	1:39.496	0.732	88.04	14:52:39.124
3 -	1:38.764 (1)		88.69	14:54:17.888
4 -	1:40.523	1.759	87.14	14:55:58.411
5 -	1:39.439 (3)	0.675	88.09	14:57:37.850
6 -	1:38.903 (2)	0.139	88.57	14:59:16.753

P5 27 Matt COLES				
LAP	LAP TIME	DIFF	MPH	TIME OF DAY
1 -	1:45.707	6.792	82.86	14:50:59.475
2 -	1:39.853	0.938	87.72	14:52:39.328
3 -	1:39.240 (2)	0.325	88.26	14:54:18.568
4 -	1:39.982	1.067	87.61	14:55:58.550
5 -	1:39.524 (3)	0.609	88.01	14:57:38.074
6 -	1:38.915 (1)		88.55	14:59:16.989

P6 67 David WAKE				
LAP	LAP TIME	DIFF	MPH	TIME OF DAY
1 -	1:47.069	8.251	81.81	14:51:00.837
2 -	1:39.879 (2)	1.061	87.70	14:52:40.716
3 -	1:40.262 (3)	1.444	87.36	14:54:20.978
4 -	1:41.030	2.212	86.70	14:56:02.008
5 -	1:40.541	1.723	87.12	14:57:42.549
6 -	1:38.818 (1)		88.64	14:59:21.367

P7 36 Joe MUNCEY				
LAP	LAP TIME	DIFF	MPH	TIME OF DAY
1 -	1:47.446	7.650	81.52	14:51:01.214
2 -	1:39.796 (1)		87.77	14:52:41.010

DIFF = Difference To Personal Best Lap

3 -	1:39.885 (2)	0.089	87.69	14:54:20.895
4 -	1:40.907 (3)	1.111	86.81	14:56:01.802
5 -	1:41.562	1.766	86.25	14:57:43.364
6 -	1:41.395	1.599	86.39	14:59:24.759

P8 117 Patryk RYDZINSKI				
LAP	LAP TIME	DIFF	MPH	TIME OF DAY
1 -	1:49.402	8.536	80.06	14:51:03.170
2 -	1:43.183	2.317	84.89	14:52:46.353
3 -	1:42.624	1.758	85.35	14:54:28.977
4 -	1:41.562 (2)	0.696	86.25	14:56:10.539
5 -	1:40.866 (1)		86.84	14:57:51.405
6 -	1:41.891 (3)	1.025	85.97	14:59:33.296

P9 50 Andrew O'BRIEN				
LAP	LAP TIME	DIFF	MPH	TIME OF DAY
1 -	1:51.986	11.669	78.22	14:51:05.754
2 -	1:43.190	2.873	84.89	14:52:48.944
3 -	1:43.255	2.938	84.83	14:54:32.199
4 -	1:42.081 (3)	1.764	85.81	14:56:14.280
5 -	1:41.253 (2)	0.936	86.51	14:57:55.533
6 -	1:40.317 (1)		87.32	14:59:35.850

P10 98 Richard BLACKWELL				
LAP	LAP TIME	DIFF	MPH	TIME OF DAY
1 -	1:52.240	12.356	78.04	14:51:06.008
2 -	1:44.376	4.492	83.92	14:52:50.384
3 -	1:42.409	2.525	85.53	14:54:32.793
4 -	1:41.884 (3)	2.000	85.97	14:56:14.677
5 -	1:41.620 (2)	1.736	86.20	14:57:56.297
6 -	1:39.884 (1)		87.70	14:59:36.181

P11 11 Li-Jen HSIAO				
LAP	LAP TIME	DIFF	MPH	TIME OF DAY
1 -	1:51.648	9.972	78.45	14:51:05.416
2 -	1:43.397	1.721	84.72	14:52:48.813
3 -	1:45.153	3.477	83.30	14:54:33.966
4 -	1:42.548 (3)	0.872	85.42	14:56:16.514
5 -	1:42.048 (2)	0.372	85.84	14:57:58.562
6 -	1:41.676 (1)		86.15	14:59:40.238

P12 75 Paul GALLAWAY				
LAP	LAP TIME	DIFF	MPH	TIME OF DAY
1 -	1:47.491	8.292	81.49	14:51:01.259
2 -	1:39.790 (2)	0.591	87.78	14:52:41.049
3 -	1:40.344 (3)	1.145	87.29	14:54:21.393
4 -	2:01.668	22.469	71.99	14:56:23.061
5 -	1:39.199 (1)		88.30	14:58:02.260
6 -	1:40.917	1.718	86.80	14:59:43.177

P13 55 David MILLS				
LAP	LAP TIME	DIFF	MPH	TIME OF DAY
1 -	1:51.728	8.914	78.40	14:51:05.496
2 -	1:44.770	1.956	83.61	14:52:50.266
3 -	1:44.166	1.352	84.09	14:54:34.432
4 -	1:42.933 (2)	0.119	85.10	14:56:17.365
5 -	1:42.814 (1)		85.20	14:58:00.179
6 -	1:43.528 (3)	0.714	84.61	14:59:43.707

Weather / Track : Cloudy / Dry

BMCRC-MRO Championships 2013 - Brands Hatch GP

BMCRC Rookie 600

RACE 8 - LAP ANALYSIS

DIFF = Difference To Personal Best Lap

P14 23 Sam MILLS				
LAP	LAP TIME	DIFF	MPH	TIME OF DAY
1 -	1:50.597	6.470	79.20	14:51:04.365
2 -	1:44.127 (1)		84.12	14:52:48.492
3 -	1:45.357	1.230	83.14	14:54:33.849
4 -	1:45.237 (3)	1.110	83.23	14:56:19.086
5 -	1:45.285	1.158	83.20	14:58:04.371
6 -	1:45.114 (2)	0.987	83.33	14:59:49.485

P15 91 John CAMPBELL				
LAP	LAP TIME	DIFF	MPH	TIME OF DAY
1 -	1:54.322	8.836	76.62	14:51:08.090
2 -	1:46.551	1.065	82.21	14:52:54.641
3 -	1:46.065 (3)	0.579	82.58	14:54:40.706
4 -	1:46.752	1.266	82.05	14:56:27.458
5 -	1:45.486 (1)		83.04	14:58:12.944
6 -	1:45.672 (2)	0.186	82.89	14:59:58.616

P16 99 Matt MACINTOSH				
LAP	LAP TIME	DIFF	MPH	TIME OF DAY
1 -	1:57.458	11.124	74.57	14:51:11.226
2 -	1:48.251	1.917	80.92	14:52:59.477
3 -	1:46.530 (3)	0.196	82.22	14:54:46.007
4 -	1:46.334 (1)		82.38	14:56:32.341
5 -	1:46.843	0.509	81.98	14:58:19.184
6 -	1:46.452 (2)	0.118	82.28	15:00:05.636

P17 31 Ashley FRANCIS				
LAP	LAP TIME	DIFF	MPH	TIME OF DAY
1 -	1:54.922	8.598	76.22	14:51:08.690
2 -	1:47.696	1.372	81.33	14:52:56.386
3 -	1:48.753	2.429	80.54	14:54:45.139
4 -	1:47.288 (3)	0.964	81.64	14:56:32.427
5 -	1:47.001 (2)	0.677	81.86	14:58:19.428
6 -	1:46.324 (1)		82.38	15:00:05.752

P18 9 Chris LAY				
LAP	LAP TIME	DIFF	MPH	TIME OF DAY
1 -	1:55.779	10.063	75.65	14:51:09.547
2 -	1:47.366 (2)	1.650	81.58	14:52:56.913
3 -	1:48.484	2.768	80.74	14:54:45.397
4 -	1:47.875	2.159	81.20	14:56:33.272
5 -	1:47.433 (3)	1.717	81.53	14:58:20.705
6 -	1:45.716 (1)		82.86	15:00:06.421

P19 88 Tom JEFFERIES				
LAP	LAP TIME	DIFF	MPH	TIME OF DAY
1 -	1:57.576	8.701	74.50	14:51:11.344
2 -	1:49.046	0.171	80.33	14:53:00.390
3 -	1:48.875 (1)		80.45	14:54:49.265
4 -	1:49.025 (3)	0.150	80.34	14:56:38.290
5 -	1:48.938 (2)	0.063	80.41	14:58:27.228
6 -	1:49.538	0.663	79.97	15:00:16.766

P20 73 Konstantin KOSTIUCHENKO				
LAP	LAP TIME	DIFF	MPH	TIME OF DAY
1 -	2:00.323	7.851	72.80	14:51:14.091
2 -	1:53.490	1.018	77.18	14:53:07.581

DIFF = Difference To Personal Best Lap

3 -	1:52.472 (1)		77.88	14:55:00.053
4 -	1:52.870 (3)	0.398	77.61	14:56:52.923
5 -	1:53.769	1.297	76.99	14:58:46.692
6 -	1:52.754 (2)	0.282	77.68	15:00:39.446

P21 22 Paul WILSON				
LAP	LAP TIME	DIFF	MPH	TIME OF DAY
1 -	2:08.115	18.380	68.37	14:51:21.883
2 -	1:54.786	5.051	76.31	14:53:16.669
3 -	1:53.699	3.964	77.04	14:55:10.368
4 -	1:52.685 (3)	2.950	77.73	14:57:03.053
5 -	1:50.846 (2)	1.111	79.02	14:58:53.899
6 -	1:49.735 (1)		79.82	15:00:43.634

P22 80 Anthony OLWAY				
LAP	LAP TIME	DIFF	MPH	TIME OF DAY
1 -	2:04.967	15.237	70.09	14:51:18.735
2 -	1:56.973	7.243	74.88	14:53:15.708
3 -	1:53.328 (3)	3.598	77.29	14:55:09.036
4 -	1:53.471	3.741	77.19	14:57:02.507
5 -	1:51.474 (2)	1.744	78.58	14:58:53.981
6 -	1:49.730 (1)		79.83	15:00:43.711

P23 51 Andrew DURANT				
LAP	LAP TIME	DIFF	MPH	TIME OF DAY
1 -	2:04.809	14.318	70.18	14:51:18.577
2 -	1:55.659	5.168	75.73	14:53:14.236
3 -	1:54.511	4.020	76.49	14:55:08.747
4 -	1:53.811 (3)	3.320	76.96	14:57:02.558
5 -	1:52.725 (2)	2.234	77.70	14:58:55.283
6 -	1:50.491 (1)		79.28	15:00:45.774

P24 150 Heather KNOWLES				
LAP	LAP TIME	DIFF	MPH	TIME OF DAY
1 -	2:09.380	10.684	67.70	14:51:23.148
2 -	2:02.286	3.590	71.63	14:53:25.434
3 -	1:58.696 (1)		73.80	14:55:24.130
4 -	1:59.364 (2)	0.668	73.38	14:57:23.494
5 -	2:00.265 (3)	1.569	72.83	14:59:23.759

P25 94 Michael WINDSOR				
LAP	LAP TIME	DIFF	MPH	TIME OF DAY
1 -	2:14.217 (2)	5.263	65.26	14:51:27.985
2 -	2:08.954 (1)		67.92	14:53:36.939

P26 38 Dean CHAPMAN				
LAP	LAP TIME	DIFF	MPH	TIME OF DAY
1 -	1:43.976 (1)		84.24	14:50:57.744

Weather / Track : Cloudy / Dry

BMCRC-MRO Championships 2013 - Brands Hatch GP

BMCRC Rookie 600

RACE 18 - GRID

ROW 7				26	38	Dean CHAPMAN	1:43.976	25	94	Michael WINDSOR	4:23.171						
ROW 6	24	150	Heather KNOWLES	10:09.991	23	51	Andrew DURANT	11:32.006	22	80	Anthony OLWAY	11:29.943	21	22	Paul WILSON	11:29.866	
ROW 5		20	73	Konstantin KOSTIUCHENKO	11:25.678	19	88	Tom JEFFERIES	11:02.998	18	9	Chris LAY	10:52.653	17	31	Ashley FRANCIS	10:51.984
ROW 4	16	99	Matt MACINTOSH	10:51.868	15	91	John CAMPBELL	10:44.848	14	23	Sam MILLS	10:35.717	13	55	David MILLS	10:29.939	
ROW 3		12	75	Paul GALLAWAY	10:29.409	11	11	Li-Jen HSIAO	10:26.470	10	98	Richard BLACKWELL	10:22.413	9	50	Andrew O'BRIEN	10:22.082
ROW 2	8	117	Patryk RYDZINSKI	10:19.528	7	36	Joe MUNCEY	10:10.991	6	67	David WAKE	10:07.599	5	27	Matt COLES	10:03.221	
ROW 1		4	61	Oilly SAVAGE	10:02.985	3	17	Simon TUCKER	10:00.121	2	54	Chris BECK	9:54.472	1	57	James PUTTRELL	9:54.389
																	Pole

Brands Hatch GP
Circuit Length = 2.4332 miles

These results are provisional until the conclusion of any judicial and technical matters.

Clerk Of Course :		Timekeeper :	
-------------------	--	--------------	--

Results can be found at www.tsl-timing.com

Printed - 15:04 Saturday, 17 August 2013



BMCRC-MRO Championships 2013 - Brands Hatch GP

BMCRC Rookie 600

RACE 18 - CLASSIFICATION

POS	NO	NAME	ENTRY	LAPS	TIME	GAP	DIFF	MPH	BEST	ON
1	57	James PUTTRELL	Yamaha - Bike Stop	5	8:13.910			88.67	1:37.478	3
2	54	Chris BECK	Suzuki - Wonderwalls	5	8:15.933	2.023	2.023	88.31	1:36.953	4
3	17	Simon TUCKER	Yamaha -	5	8:22.285	8.375	6.352	87.19	1:38.336	2
4	61	Olly SAVAGE	Kawasaki - Validus-IVC Ltd	5	8:22.372	8.462	0.087	87.18	1:38.920	5
5	38	Dean CHAPMAN	Kawasaki -	5	8:22.877	8.967	0.505	87.09	1:37.635	4
6	36	Joe MUNCEY	Honda - Eastern Garage	5	8:22.995	9.085	0.118	87.07	1:38.499	3
7	67	David WAKE	Yamaha -	5	8:23.481	9.571	0.486	86.99	1:38.273	3
8	75	Paul GALLAWAY	Yamaha - Cornerstone Garage	5	8:25.421	11.511	1.940	86.65	1:38.645	5
9	117	Patryk RYDZINSKI	Honda -	5	8:31.721	17.811	6.300	85.59	1:40.214	4
10	50	Andrew O'BRIEN	Triumph -	5	8:31.902	17.992	0.181	85.56	1:40.162	4
11	98	Richard BLACKWELL	Kawasaki - Chem-Quip	5	8:32.332	18.422	0.430	85.48	1:39.982	4
12	55	David MILLS	Suzuki - Wonderwalls	5	8:38.735	24.825	6.403	84.43	1:41.319	4
13	11	Li-Jen HSIAO	Yamaha -	5	8:44.393	30.483	5.658	83.52	1:42.159	2
14	23	Sam MILLS	Suzuki - Glenmill Homes	5	8:48.641	34.731	4.248	82.85	1:43.474	2
15	91	John CAMPBELL	Suzuki -	5	8:53.055	39.145	4.414	82.16	1:44.187	4
16	31	Ashley FRANCIS	Yamaha -	5	9:04.549	50.639	11.494	80.43	1:46.909	4
17	99	Matt MACINTOSH	Yamaha - Cambrige Coral Tech	5	9:04.892	50.982	0.343	80.38	1:46.531	3
18	88	Tom JEFFERIES	Yamaha -	5	9:05.226	51.316	0.334	80.33	1:46.831	4
19	9	Chris LAY	Yamaha -	5	9:05.637	51.727	0.411	80.27	1:46.608	4
20	22	Paul WILSON	Yamaha -	5	9:22.423	1:08.513	16.786	77.87	1:48.752	5
21	51	Andrew DURANT	Honda -	5	9:25.994	1:12.084	3.571	77.38	1:48.494	4
22	80	Anthony OLWAY	Kawasaki -	5	9:28.779	1:14.869	2.785	77.00	1:50.744	4
23	94	Michael WINDSOR	Honda -	4	8:20.631	1 Lap	1 Lap	69.99	2:02.045	4
24	150	Heather KNOWLES	Triumph -	4	8:21.222	1 Lap	0.591	69.90	2:01.349	4

NOT CLASSIFIED

DNF 27 Matt COLES Yamaha - 0

FASTEST LAP

54 Chris BECK Suzuki - Wonderwalls 4 1:36.953 90.35 mph 145.40 kph

Brands Hatch GP

Circuit Length = 2.4332 miles

Start: 17:43 Flag 17:51 End: 17:53

Weather / Track : Cloudy / Dry

These results are provisional until the conclusion of any judicial and technical matters.

Clerk Of Course :	Timekeeper :
-------------------	--------------

Results can be found at www.tsl-timing.com

Printed - 17:54 Saturday, 17 August 2013



BMCRC-MRO Championships 2013 - Brands Hatch GP

BMCRC Rookie 600

RACE 18 - LAP CHART

LAP 1		
NO	BEHIND	LAP TIME

57		1:42.632
61	2.781	1:45.413
54	3.025	1:45.657
17	3.869	1:46.501
67	4.400	1:47.032
36	4.533	1:47.165
117	5.377	1:48.009
75	5.471	1:48.103
50	6.453	1:49.085
38	6.607	1:49.239
98	6.933	1:49.565
23	8.075	1:50.707
55	9.080	1:51.712
11	11.213	1:53.845
99	12.203	1:54.835
91	12.635	1:55.267
31	12.771	1:55.403
88	13.460	1:56.092
9	14.780	1:57.412
80	17.507	2:00.139
22	17.869	2:00.501
51	21.396	2:04.028
94	29.732	2:12.364
150	30.357	2:12.989

LAP 2		
NO	BEHIND	LAP TIME

57		1:37.497
54	4.392	1:38.864
17	4.708	1:38.336
61	4.860	1:39.576
36	6.567	1:39.531
67	6.872	1:39.969
75	7.704	1:39.730
38	8.037	1:38.927
117	9.586	1:41.706
98	10.052	1:40.616
50	10.138	1:41.182
23	14.052	1:43.474
55	14.134	1:42.551
11	15.875	1:42.159
91	19.541	1:44.403
99	22.460	1:47.754
31	22.968	1:47.694
88	23.760	1:47.797
9	24.396	1:47.113
22	31.559	1:51.187
80	33.266	1:53.256
51	34.528	1:50.629
94	55.642	2:03.407
150	57.601	2:04.741

LAP 3		
NO	BEHIND	LAP TIME

57		1:37.478
54	4.370	1:37.456
61	6.516	1:39.134
17	6.855	1:39.625
36	7.588	1:38.499
67	7.667	1:38.273
38	9.131	1:38.572

75	10.138	1:39.912
117	12.658	1:40.550
98	13.188	1:40.614
50	13.310	1:40.650
55	18.117	1:41.461
23	20.723	1:44.149
11	20.856	1:42.459
91	26.780	1:44.717
99	31.513	1:46.531
31	32.481	1:46.991
88	33.457	1:47.175
9	34.051	1:47.133
22	45.779	1:51.698
51	47.246	1:50.196
80	48.839	1:53.051
94	1:20.979	2:02.815
150	1:22.266	2:02.143

LAP 4		
NO	BEHIND	LAP TIME

57		1:37.646
54	3.677	1:36.953
61	8.199	1:39.329
17	8.556	1:39.347
36	8.746	1:38.804
67	8.874	1:38.853
38	9.120	1:37.635
75	11.523	1:39.031
117	15.226	1:40.214
98	15.524	1:39.982
50	15.826	1:40.162
55	21.790	1:41.319
11	25.503	1:42.293
23	27.973	1:44.896
91	33.321	1:44.187
31	41.744	1:46.909
99	42.114	1:48.247
88	42.642	1:46.831
9	43.013	1:46.608
51	58.094	1:48.494
22	58.418	1:50.285
80	1:01.937	1:50.744

LAP 5		
NO	BEHIND	LAP TIME

57		1:38.657
54	2.023	1:37.003
94	1 Lap	2:02.045
150	1 Lap	2:01.349
17	8.375	1:38.476
61	8.462	1:38.920
38	8.967	1:38.504
36	9.085	1:38.996
67	9.571	1:39.354
75	11.511	1:38.645
117	17.811	1:41.242
50	17.992	1:40.823
98	18.422	1:41.555
55	24.825	1:41.692
11	30.483	1:43.637
23	34.731	1:45.415
91	39.145	1:44.481
31	50.639	1:47.552
99	50.982	1:47.525

88	51.316	1:47.331
9	51.727	1:47.371
22	1:08.513	1:48.752
51	1:12.084	1:52.647
80	1:14.869	1:51.589

Weather / Track : Cloudy / Dry

Results can be found at www.tsl-timing.com

Brands Hatch GP
Circuit Length = 2.4332 miles
Start: 17:43 Flag 17:51 End: 17:53

Printed - 17:55 Saturday, 17 August 2013

BMCRC-MRO Championships 2013 - Brands Hatch GP

BMCRC Rookie 600

RACE 18 - LAP ANALYSIS

DIFF = Difference To Personal Best Lap

P1 57 James PUTTRELL				
LAP	LAP TIME	DIFF	MPH	TIME OF DAY
1 -	1:42.632	5.154	85.35	17:45:42.613
2 -	1:37.497 (2)	0.019	89.84	17:47:20.110
3 -	1:37.478 (1)		89.86	17:48:57.588
4 -	1:37.646 (3)	0.168	89.71	17:50:35.234
5 -	1:38.657	1.179	88.79	17:52:13.891

P2 54 Chris BECK				
LAP	LAP TIME	DIFF	MPH	TIME OF DAY
1 -	1:45.657	8.704	82.90	17:45:45.638
2 -	1:38.864	1.911	88.60	17:47:24.502
3 -	1:37.456 (3)	0.503	89.88	17:49:01.958
4 -	1:36.953 (1)		90.35	17:50:38.911
5 -	1:37.003 (2)	0.050	90.30	17:52:15.914

P3 17 Simon TUCKER				
LAP	LAP TIME	DIFF	MPH	TIME OF DAY
1 -	1:46.501	8.165	82.25	17:45:46.482
2 -	1:38.336 (1)		89.08	17:47:24.818
3 -	1:39.625	1.289	87.92	17:49:04.443
4 -	1:39.347 (3)	1.011	88.17	17:50:43.790
5 -	1:38.476 (2)	0.140	88.95	17:52:22.266

P4 61 Oilly SAVAGE				
LAP	LAP TIME	DIFF	MPH	TIME OF DAY
1 -	1:45.413	6.493	83.10	17:45:45.394
2 -	1:39.576	0.656	87.97	17:47:24.970
3 -	1:39.134 (2)	0.214	88.36	17:49:04.104
4 -	1:39.329 (3)	0.409	88.19	17:50:43.433
5 -	1:38.920 (1)		88.55	17:52:22.353

P5 38 Dean CHAPMAN				
LAP	LAP TIME	DIFF	MPH	TIME OF DAY
1 -	1:49.239	11.604	80.18	17:45:49.220
2 -	1:38.927	1.292	88.54	17:47:28.147
3 -	1:38.572 (3)	0.937	88.86	17:49:06.719
4 -	1:37.635 (1)		89.72	17:50:44.354
5 -	1:38.504 (2)	0.869	88.92	17:52:22.858

P6 36 Joe MUNCEY				
LAP	LAP TIME	DIFF	MPH	TIME OF DAY
1 -	1:47.165	8.666	81.74	17:45:47.146
2 -	1:39.531	1.032	88.01	17:47:26.677
3 -	1:38.499 (1)		88.93	17:49:05.176
4 -	1:38.804 (2)	0.305	88.65	17:50:43.980
5 -	1:38.996 (3)	0.497	88.48	17:52:22.976

P7 67 David WAKE				
LAP	LAP TIME	DIFF	MPH	TIME OF DAY
1 -	1:47.032	8.759	81.84	17:45:47.013
2 -	1:39.969	1.696	87.62	17:47:26.982
3 -	1:38.273 (1)		89.13	17:49:05.255
4 -	1:38.853 (2)	0.580	88.61	17:50:44.108
5 -	1:39.354 (3)	1.081	88.16	17:52:23.462

DIFF = Difference To Personal Best Lap

P8 75 Paul GALLAWAY				
LAP	LAP TIME	DIFF	MPH	TIME OF DAY
1 -	1:48.103	9.458	81.03	17:45:48.084
2 -	1:39.730 (3)	1.085	87.83	17:47:27.814
3 -	1:39.912	1.267	87.67	17:49:07.726
4 -	1:39.031 (2)	0.386	88.45	17:50:46.757
5 -	1:38.645 (1)		88.80	17:52:25.402

P9 117 Patryk RYDZINSKI				
LAP	LAP TIME	DIFF	MPH	TIME OF DAY
1 -	1:48.009	7.795	81.10	17:45:47.990
2 -	1:41.706	1.492	86.12	17:47:29.696
3 -	1:40.550 (2)	0.336	87.11	17:49:10.246
4 -	1:40.214 (1)		87.41	17:50:50.460
5 -	1:41.242 (3)	1.028	86.52	17:52:31.702

P10 50 Andrew O'BRIEN				
LAP	LAP TIME	DIFF	MPH	TIME OF DAY
1 -	1:49.085	8.923	80.30	17:45:49.066
2 -	1:41.182	1.020	86.57	17:47:30.248
3 -	1:40.650 (2)	0.488	87.03	17:49:10.898
4 -	1:40.162 (1)		87.45	17:50:51.060
5 -	1:40.823 (3)	0.661	86.88	17:52:31.883

P11 98 Richard BLACKWELL				
LAP	LAP TIME	DIFF	MPH	TIME OF DAY
1 -	1:49.565	9.583	79.95	17:45:49.546
2 -	1:40.616 (3)	0.634	87.06	17:47:30.162
3 -	1:40.614 (2)	0.632	87.06	17:49:10.776
4 -	1:39.982 (1)		87.61	17:50:50.758
5 -	1:41.555	1.573	86.25	17:52:32.313

P12 55 David MILLS				
LAP	LAP TIME	DIFF	MPH	TIME OF DAY
1 -	1:51.712	10.393	78.41	17:45:51.693
2 -	1:42.551	1.232	85.41	17:47:34.244
3 -	1:41.461 (2)	0.142	86.33	17:49:15.705
4 -	1:41.319 (1)		86.45	17:50:57.024
5 -	1:41.692 (3)	0.373	86.14	17:52:38.716

P13 11 Li-Jen HSIAO				
LAP	LAP TIME	DIFF	MPH	TIME OF DAY
1 -	1:53.845	11.686	76.94	17:45:53.826
2 -	1:42.159 (1)		85.74	17:47:35.985
3 -	1:42.459 (3)	0.300	85.49	17:49:18.444
4 -	1:42.293 (2)	0.134	85.63	17:51:00.737
5 -	1:43.637	1.478	84.52	17:52:44.374

P14 23 Sam MILLS				
LAP	LAP TIME	DIFF	MPH	TIME OF DAY
1 -	1:50.707	7.233	79.12	17:45:50.688
2 -	1:43.474 (1)		84.65	17:47:34.162
3 -	1:44.149 (2)	0.675	84.10	17:49:18.311
4 -	1:44.896 (3)	1.422	83.50	17:51:03.207
5 -	1:45.415	1.941	83.09	17:52:48.622

Weather / Track : Cloudy / Dry

Brands Hatch GP
Circuit Length = 2.4332 miles
Start: 17:43 Flag 17:51 End: 17:53

BMCRC-MRO Championships 2013 - Brands Hatch GP

BMCRC Rookie 600

RACE 18 - LAP ANALYSIS

DIFF = Difference To Personal Best Lap

P15 91 John CAMPBELL				
LAP	LAP TIME	DIFF	MPH	TIME OF DAY
1 -	1:55.267	11.080	75.99	17:45:55.248
2 -	1:44.403 (2)	0.216	83.90	17:47:39.651
3 -	1:44.717	0.530	83.65	17:49:24.368
4 -	1:44.187 (1)		84.07	17:51:08.555
5 -	1:44.481 (3)	0.294	83.84	17:52:53.036

P16 31 Ashley FRANCIS				
LAP	LAP TIME	DIFF	MPH	TIME OF DAY
1 -	1:55.403	8.494	75.90	17:45:55.384
2 -	1:47.694	0.785	81.34	17:47:43.078
3 -	1:46.991 (2)	0.082	81.87	17:49:30.069
4 -	1:46.909 (1)		81.93	17:51:16.978
5 -	1:47.552 (3)	0.643	81.44	17:53:04.530

P17 99 Matt MACINTOSH				
LAP	LAP TIME	DIFF	MPH	TIME OF DAY
1 -	1:54.835	8.304	76.28	17:45:54.816
2 -	1:47.754 (3)	1.223	81.29	17:47:42.570
3 -	1:46.531 (1)		82.22	17:49:29.101
4 -	1:48.247	1.716	80.92	17:51:17.348
5 -	1:47.525 (2)	0.994	81.46	17:53:04.873

P18 88 Tom JEFFERIES				
LAP	LAP TIME	DIFF	MPH	TIME OF DAY
1 -	1:56.092	9.261	75.45	17:45:56.073
2 -	1:47.797	0.966	81.26	17:47:43.870
3 -	1:47.175 (2)	0.344	81.73	17:49:31.045
4 -	1:46.831 (1)		81.99	17:51:17.876
5 -	1:47.331 (3)	0.500	81.61	17:53:05.207

P19 9 Chris LAY				
LAP	LAP TIME	DIFF	MPH	TIME OF DAY
1 -	1:57.412	10.804	74.60	17:45:57.393
2 -	1:47.113 (2)	0.505	81.78	17:47:44.506
3 -	1:47.133 (3)	0.525	81.76	17:49:31.639
4 -	1:46.608 (1)		82.16	17:51:18.247
5 -	1:47.371	0.763	81.58	17:53:05.618

P20 22 Paul WILSON				
LAP	LAP TIME	DIFF	MPH	TIME OF DAY
1 -	2:00.501	11.749	72.69	17:46:00.482
2 -	1:51.187 (3)	2.435	78.78	17:47:51.669
3 -	1:51.698	2.946	78.42	17:49:43.367
4 -	1:50.285 (2)	1.533	79.42	17:51:33.652
5 -	1:48.752 (1)		80.54	17:53:22.404

P21 51 Andrew DURANT				
LAP	LAP TIME	DIFF	MPH	TIME OF DAY
1 -	2:04.028	15.534	70.62	17:46:04.009
2 -	1:50.629 (3)	2.135	79.18	17:47:54.638
3 -	1:50.196 (2)	1.702	79.49	17:49:44.834
4 -	1:48.494 (1)		80.74	17:51:33.328
5 -	1:52.647	4.153	77.76	17:53:25.975

DIFF = Difference To Personal Best Lap

P22 80 Anthony OLWAY				
LAP	LAP TIME	DIFF	MPH	TIME OF DAY
1 -	2:00.139	9.395	72.91	17:46:00.120
2 -	1:53.256	2.512	77.34	17:47:53.376
3 -	1:53.051 (3)	2.307	77.48	17:49:46.427
4 -	1:50.744 (1)		79.09	17:51:37.171
5 -	1:51.589 (2)	0.845	78.50	17:53:28.760

P23 94 Michael WINDSOR				
LAP	LAP TIME	DIFF	MPH	TIME OF DAY
1 -	2:12.364	10.319	66.17	17:46:12.345
2 -	2:03.407 (3)	1.362	70.98	17:48:15.752
3 -	2:02.815 (2)	0.770	71.32	17:50:18.567
4 -	2:02.045 (1)		71.77	17:52:20.612

P24 150 Heather KNOWLES				
LAP	LAP TIME	DIFF	MPH	TIME OF DAY
1 -	2:12.989	11.640	65.86	17:46:12.970
2 -	2:04.741 (3)	3.392	70.22	17:48:17.711
3 -	2:02.143 (2)	0.794	71.71	17:50:19.854
4 -	2:01.349 (1)		72.18	17:52:21.203


Weather / Track : Cloudy / Dry

BMCRC-MRO Championships 2013 - Brands Hatch GP

BMCRC Rookie 600

RACE 9 - GRID

ROW 7					26	92	Alex CAIRNS	25	27	Matt COLES			
ROW 6	24	150	Heather KNOWLES	23	94	Michael WINDSOR	22	80	Anthony OLWAY	21	51	Andrew DURANT	
ROW 5		20	22	Paul WILSON	19	9	Chris LAY	18	88	Tom JEFFERIES	17	99	Matt MACINTOSH
ROW 4	16	31	Ashley FRANCIS	15	91	John CAMPBELL	14	23	Sam MILLS	13	11	Li-Jen HSIAO	
ROW 3		12	55	David MILLS	11	98	Richard BLACKWELL	10	50	Andrew O'BRIEN	9	117	Patryk RYDZINSKI
ROW 2	8	75	Paul GALLAWAY	7	67	David WAKE	6	36	Joe MUNCEY	5	38	Dean CHAPMAN	
ROW 1		4	61	Olly SAVAGE	3	17	Simon TUCKER	2	54	Chris BECK	1	57	James PUTTRELL
													Pole



Brands Hatch GP
Circuit Length = 2.4332 miles

These results are provisional until the conclusion of any judicial and technical matters.

Clerk Of Course :		Timekeeper :
-------------------	--	--------------

Results can be found at www.tsl-timing.com

Printed - 17:56 Saturday, 17 August 2013



BMCRC-MRO Championships 2013 - Brands Hatch GP

BMCRC Rookie 600

RACE 9 - CLASSIFICATION

POS	NO	NAME	ENTRY	LAPS	TIME	GAP	DIFF	MPH	BEST	ON
1	61	Olly SAVAGE	Kawasaki - Validus-IVC Ltd	6	11:08.099			78.66	1:48.367	6
2	36	Joe MUNCEY	Honda - Eastern Garage	6	11:46.414	38.315	38.315	74.40	1:55.948	4
3	57	James PUTTRELL	Yamaha - Bike Stop	6	11:49.747	41.648	3.333	74.05	1:47.602	6
4	54	Chris BECK	Suzuki - Wonderwalls	6	11:50.358	42.259	0.611	73.98	1:47.972	6
5	27	Matt COLES	Yamaha -	6	11:50.623	42.524	0.265	73.96	1:52.577	5
6	67	David WAKE	Yamaha -	6	12:01.274	53.175	10.651	72.86	1:52.956	5
7	38	Dean CHAPMAN	Kawasaki -	6	12:08.596	1:00.497	7.322	72.13	1:52.251	6
8	92	Alex CAIRNS	Triumph - Motorcycle Junction	6	12:09.799	1:01.700	1.203	72.01	1:55.935	5
9	9	Chris LAY	Yamaha -	6	12:09.897	1:01.798	0.098	72.00	1:52.848	6
10	117	Patryk RYDZINSKI	Honda -	6	12:18.860	1:10.761	8.963	71.13	1:55.461	5
11	31	Ashley FRANCIS	Yamaha -	6	12:29.808	1:21.709	10.948	70.09	1:58.824	4
12	91	John CAMPBELL	Suzuki -	6	12:44.372	1:36.273	14.564	68.76	1:57.633	6
13	23	Sam MILLS	Suzuki - Glenmill Homes	6	12:45.483	1:37.384	1.111	68.66	2:03.274	6
14	75	Paul GALLAWAY	Yamaha - Cornerstone Garage	6	12:47.403	1:39.304	1.920	68.48	1:56.431	6
15	99	Matt MACINTOSH	Yamaha - Cambrige Coral Tech	6	12:51.050	1:42.951	3.647	68.16	2:00.910	6
16	150	Heather KNOWLES	Triumph -	5	11:15.790	1 Lap	1 Lap	64.81	2:08.565	5
17	80	Anthony OLWAY	Kawasaki -	5	12:13.232	1 Lap	57.442	59.73	2:19.185	5

NOT CLASSIFIED

DNF	50	Andrew O'BRIEN	Triumph -	1	2:08.142	5 Laps	4 Laps	68.36	2:08.142	1
DNF	17	Simon TUCKER	Yamaha -	0						
DNF	88	Tom JEFFERIES	Yamaha -	0						
DNF	55	David MILLS	Suzuki - Wonderwalls	0						
DNF	22	Paul WILSON	Yamaha -	0						
DNF	51	Andrew DURANT	Honda -	0						
DNF	94	Michael WINDSOR	Honda -	0						

FASTEST LAP

57	James PUTTRELL	Yamaha - Bike Stop	6	1:47.602	81.40 mph	131.01 kph
----	-----------------------	--------------------	---	----------	-----------	------------

Weather / Track : Showers / Damp

These results are provisional until the conclusion of any judicial and technical matters.

Brands Hatch GP

Circuit Length = 2.4332 miles

Start: 14:18 Flag 14:29 End: 14:31

Clerk Of Course :		Timekeeper :	
-------------------	--	--------------	--

BMCRC-MRO Championships 2013 - Brands Hatch GP

BMCRC Rookie 600

RACE 9 - LAP CHART

LAP 1			LAP 4		
NO	BEHIND	LAP TIME	NO	BEHIND	LAP TIME
61		1:57.525	61		1:48.777
36	5.486	2:03.011	80	1 Lap	2:22.976
50	10.617	2:08.142	36	23.043	1:55.948
54	14.944	2:12.469	27	35.200	1:52.836
57	15.478	2:13.003	57	42.559	1:54.261
27	15.823	2:13.348	54	43.160	1:54.719
92	17.342	2:14.867	67	45.201	1:55.344
38	17.422	2:14.947	92	47.543	1:57.046
67	17.983	2:15.508	38	52.525	1:55.947
23	18.041	2:15.566	9	53.076	1:56.136
91	18.543	2:16.068	117	57.681	1:58.123
117	20.720	2:18.245	31	1:00.609	1:58.824
9	21.826	2:19.351	23	1:07.506	2:05.401
99	23.621	2:21.146	91	1:16.438	2:06.711
31	25.977	2:23.502	99	1:17.336	2:02.957
75	26.062	2:23.587	75	1:19.610	2:03.435
150	29.855	2:27.380	150	1:37.082	2:10.127
80	41.073	2:38.598			

LAP 2			LAP 5		
NO	BEHIND	LAP TIME	NO	BEHIND	LAP TIME
61		1:52.886	61		1:49.589
36	10.444	1:57.844	36	30.684	1:57.230
27	25.047	2:02.110	80	1 Lap	2:20.570
54	28.014	2:05.956	27	38.188	1:52.577
92	28.278	2:03.822	57	42.413	1:49.443
57	28.412	2:05.820	54	42.654	1:49.083
67	29.104	2:04.007	67	48.568	1:52.956
38	34.385	2:09.849	92	53.889	1:55.935
23	35.512	2:10.357	38	56.613	1:53.677
117	35.531	2:07.697	9	57.317	1:53.830
9	36.531	2:07.591	117	1:03.553	1:55.461
91	38.818	2:13.161	31	1:10.359	1:59.339
31	40.258	2:07.167	23	1:22.477	2:04.560
99	45.826	2:15.091	91	1:27.007	2:00.158
75	47.351	2:14.175	99	1:30.408	2:02.661
150	54.372	2:17.403	75	1:31.240	2:01.219
80	1:20.090	2:31.903			

LAP 3			LAP 6		
NO	BEHIND	LAP TIME	NO	BEHIND	LAP TIME
61		1:50.955	61		1:48.367
36	15.872	1:56.383	150	1 Lap	2:08.565
27	31.141	1:57.049	36	38.315	1:55.998
57	37.075	1:59.618	57	41.648	1:47.602
54	37.218	2:00.159	54	42.259	1:47.972
67	38.634	2:00.485	27	42.524	1:52.703
92	39.274	2:01.951	67	53.175	1:52.974
38	45.355	2:01.925	38	1:00.497	1:52.251
9	45.717	2:00.141	92	1:01.700	1:56.178
117	48.335	2:03.759	9	1:01.798	1:52.848
31	50.562	2:01.259	80	1 Lap	2:19.185
23	50.882	2:06.325	117	1:10.761	1:55.575
91	58.504	2:10.641	31	1:21.709	1:59.717
99	1:03.156	2:08.285	91	1:36.273	1:57.633
75	1:04.952	2:08.556	23	1:37.384	2:03.274
150	1:15.732	2:12.315	75	1:39.304	1:56.431
			99	1:42.951	2:00.910

Weather / Track : Showers / Damp

Results can be found at www.tsl-timing.com

Brands Hatch GP
Circuit Length = 2.4332 miles
Start: 14:18 Flag 14:29 End: 14:31

Printed - 14:33 Sunday, 18 August 2013

BMCRC-MRO Championships 2013 - Brands Hatch GP

BMCRC Rookie 600

RACE 9 - LAP ANALYSIS

DIFF = Difference To Personal Best Lap

P1 61 Oilly SAVAGE				
LAP	LAP TIME	DIFF	MPH	TIME OF DAY
1 -	1:57.525	9.158	74.53	14:20:44.838
2 -	1:52.886	4.519	77.59	14:22:37.724
3 -	1:50.955	2.588	78.94	14:24:28.679
4 -	1:48.777 (2)	0.410	80.53	14:26:17.456
5 -	1:49.589 (3)	1.222	79.93	14:28:07.045
6 -	1:48.367 (1)		80.83	14:29:55.412

P2 36 Joe MUNCEY				
LAP	LAP TIME	DIFF	MPH	TIME OF DAY
1 -	2:03.011	7.063	71.21	14:20:50.324
2 -	1:57.844	1.896	74.33	14:22:48.168
3 -	1:56.383 (3)	0.435	75.26	14:24:44.551
4 -	1:55.948 (1)		75.54	14:26:40.499
5 -	1:57.230	1.282	74.72	14:28:37.729
6 -	1:55.998 (2)	0.050	75.51	14:30:33.727

P3 57 James PUTTRELL				
LAP	LAP TIME	DIFF	MPH	TIME OF DAY
1 -	2:13.003	25.401	65.86	14:21:00.316
2 -	2:05.820	18.218	69.62	14:23:06.136
3 -	1:59.618	12.016	73.23	14:25:05.754
4 -	1:54.261 (3)	6.659	76.66	14:27:00.015
5 -	1:49.443 (2)	1.841	80.04	14:28:49.458
6 -	1:47.602 (1)		81.40	14:30:37.060

P4 54 Chris BECK				
LAP	LAP TIME	DIFF	MPH	TIME OF DAY
1 -	2:12.469	24.497	66.12	14:20:59.782
2 -	2:05.956	17.984	69.54	14:23:05.738
3 -	2:00.159	12.187	72.90	14:25:05.897
4 -	1:54.719 (3)	6.747	76.35	14:27:00.616
5 -	1:49.083 (2)	1.111	80.30	14:28:49.699
6 -	1:47.972 (1)		81.13	14:30:37.671

P5 27 Matt COLES				
LAP	LAP TIME	DIFF	MPH	TIME OF DAY
1 -	2:13.348	20.771	65.69	14:21:00.661
2 -	2:02.110	9.533	71.73	14:23:02.771
3 -	1:57.049	4.472	74.83	14:24:59.820
4 -	1:52.836 (3)	0.259	77.63	14:26:52.656
5 -	1:52.577 (1)		77.81	14:28:45.233
6 -	1:52.703 (2)	0.126	77.72	14:30:37.936

P6 67 David WAKE				
LAP	LAP TIME	DIFF	MPH	TIME OF DAY
1 -	2:15.508	22.552	64.64	14:21:02.821
2 -	2:04.007	11.051	70.63	14:23:06.828
3 -	2:00.485	7.529	72.70	14:25:07.313
4 -	1:55.344 (3)	2.388	75.94	14:27:02.657
5 -	1:52.956 (1)		77.55	14:28:55.613
6 -	1:52.974 (2)	0.018	77.53	14:30:48.587

P7 38 Dean CHAPMAN				
LAP	LAP TIME	DIFF	MPH	TIME OF DAY
1 -	2:14.947	22.696	64.91	14:21:02.260
2 -	2:09.849	17.598	67.46	14:23:12.109

DIFF = Difference To Personal Best Lap

3 -	2:01.925	9.674	71.84	14:25:14.034
4 -	1:55.947 (3)	3.696	75.55	14:27:09.981
5 -	1:53.677 (2)	1.426	77.05	14:29:03.658
6 -	1:52.251 (1)		78.03	14:30:55.909

P8 92 Alex CAIRNS				
LAP	LAP TIME	DIFF	MPH	TIME OF DAY
1 -	2:14.867	18.932	64.95	14:21:02.180
2 -	2:03.822	7.887	70.74	14:23:06.002
3 -	2:01.951	6.016	71.83	14:25:07.953
4 -	1:57.046 (3)	1.111	74.84	14:27:04.999
5 -	1:55.935 (1)		75.55	14:29:00.934
6 -	1:56.178 (2)	0.243	75.40	14:30:57.112

P9 9 Chris LAY				
LAP	LAP TIME	DIFF	MPH	TIME OF DAY
1 -	2:19.351	26.503	62.86	14:21:06.664
2 -	2:07.591	14.743	68.65	14:23:14.255
3 -	2:00.141	7.293	72.91	14:25:14.396
4 -	1:56.136 (3)	3.288	75.42	14:27:10.532
5 -	1:53.830 (2)	0.982	76.95	14:29:04.362
6 -	1:52.848 (1)		77.62	14:30:57.210

P10 117 Patryk RYDZINSKI				
LAP	LAP TIME	DIFF	MPH	TIME OF DAY
1 -	2:18.245	22.784	63.36	14:21:05.558
2 -	2:07.697	12.236	68.59	14:23:13.255
3 -	2:03.759	8.298	70.78	14:25:17.014
4 -	1:58.123 (3)	2.662	74.15	14:27:15.137
5 -	1:55.461 (1)		75.86	14:29:10.598
6 -	1:55.575 (2)	0.114	75.79	14:31:06.173

P11 31 Ashley FRANCIS				
LAP	LAP TIME	DIFF	MPH	TIME OF DAY
1 -	2:23.502	24.678	61.04	14:21:10.815
2 -	2:07.167	8.343	68.88	14:23:17.982
3 -	2:01.259	2.435	72.24	14:25:19.241
4 -	1:58.824 (1)		73.72	14:27:18.065
5 -	1:59.339 (2)	0.515	73.40	14:29:17.404
6 -	1:59.717 (3)	0.893	73.17	14:31:17.121

P12 91 John CAMPBELL				
LAP	LAP TIME	DIFF	MPH	TIME OF DAY
1 -	2:16.068	18.435	64.37	14:21:03.381
2 -	2:13.161	15.528	65.78	14:23:16.542
3 -	2:10.641	13.008	67.05	14:25:27.183
4 -	2:06.711 (3)	9.078	69.13	14:27:33.894
5 -	2:00.158 (2)	2.525	72.90	14:29:34.052
6 -	1:57.633 (1)		74.46	14:31:31.685

P13 23 Sam MILLS				
LAP	LAP TIME	DIFF	MPH	TIME OF DAY
1 -	2:15.566	12.292	64.61	14:21:02.879
2 -	2:10.357	7.083	67.19	14:23:13.236
3 -	2:06.325	3.051	69.34	14:25:19.561
4 -	2:05.401 (3)	2.127	69.85	14:27:24.962
5 -	2:04.560 (2)	1.286	70.32	14:29:29.522
6 -	2:03.274 (1)		71.05	14:31:32.796

Weather / Track : Showers / Damp

Brands Hatch GP

Circuit Length = 2.4332 miles

Start: 14:18 Flag 14:29 End: 14:31

BMCRC-MRO Championships 2013 - Brands Hatch GP

BMCRC Rookie 600

RACE 9 - LAP ANALYSIS

DIFF = Difference To Personal Best Lap

P14 75 Paul GALLAWAY				
LAP	LAP TIME	DIFF	MPH	TIME OF DAY
1 -	2:23.587	27.156	61.00	14:21:10.900
2 -	2:14.175	17.744	65.28	14:23:25.075
3 -	2:08.556	12.125	68.14	14:25:33.631
4 -	2:03.435 (3)	7.004	70.96	14:27:37.066
5 -	2:01.219 (2)	4.788	72.26	14:29:38.285
6 -	1:56.431 (1)		75.23	14:31:34.716

P15 99 Matt MACINTOSH				
LAP	LAP TIME	DIFF	MPH	TIME OF DAY
1 -	2:21.146	20.236	62.06	14:21:08.459
2 -	2:15.091	14.181	64.84	14:23:23.550
3 -	2:08.285	7.375	68.28	14:25:31.835
4 -	2:02.957 (3)	2.047	71.24	14:27:34.792
5 -	2:02.661 (2)	1.751	71.41	14:29:37.453
6 -	2:00.910 (1)		72.44	14:31:38.363

P16 150 Heather KNOWLES				
LAP	LAP TIME	DIFF	MPH	TIME OF DAY
1 -	2:27.380	18.815	59.43	14:21:14.693
2 -	2:17.403	8.838	63.75	14:23:32.096
3 -	2:12.315 (3)	3.750	66.20	14:25:44.411
4 -	2:10.127 (2)	1.562	67.31	14:27:54.538
5 -	2:08.565 (1)		68.13	14:30:03.103

P17 80 Anthony OLWAY				
LAP	LAP TIME	DIFF	MPH	TIME OF DAY
1 -	2:38.598	19.413	55.23	14:21:25.911
2 -	2:31.903	12.718	57.66	14:23:57.814
3 -	2:22.976 (3)	3.791	61.26	14:26:20.790
4 -	2:20.570 (2)	1.385	62.31	14:28:41.360
5 -	2:19.185 (1)		62.93	14:31:00.545


P18 50 Andrew O'BRIEN				
LAP	LAP TIME	DIFF	MPH	TIME OF DAY
1 -	2:08.142 (1)		68.36	14:20:55.455

BMCRC-MRO Championships 2013 - Brands Hatch GP

BMCRC Rookie 600

RACE 19 - GRID

ROW 6	24	94	Michael WINDSOR	23	51	Andrew DURANT	22	22	Paul WILSON	21	55	David MILLS	
ROW 5		20	88	Tom JEFFERIES	19	17	Simon TUCKER	18	50	Andrew O'BRIEN	17	80	Anthony OLWAY
ROW 4		16	150	Heather KNOWLES	15	99	Matt MACINTOSH	14	75	Paul GALLAWAY	13	23	Sam MILLS
ROW 3		12	91	John CAMPBELL	11	31	Ashley FRANCIS	10	117	Patryk RYDZINSKI	9	9	Chris LAY
ROW 2		8	92	Alex CAIRNS	7	38	Dean CHAPMAN	6	67	David WAKE	5	27	Matt COLES
ROW 1		4	54	Chris BECK	3	57	James PUTTRELL	2	36	Joe MUNCEY	1	61	Oily SAVAGE
													Pole



Brands Hatch GP
Circuit Length = 2.4332 miles

These results are provisional until the conclusion of any judicial and technical matters.

Clerk Of Course :		Timekeeper :	
-------------------	--	--------------	--

Results can be found at www.tsl-timing.com

Printed - 14:34 Sunday, 18 August 2013



BMCRC-MRO Championships 2013 - Brands Hatch GP

BMCRC Rookie 600

RACE 19 - CLASSIFICATION

POS	NO	NAME	ENTRY	LAPS	TIME	GAP	DIFF	MPH	BEST	ON
1	57	James PUTTRELL	Yamaha - Bike Stop	6	9:44.126			89.97	1:35.719	3
2	54	Chris BECK	Suzuki - Wonderwalls	6	9:47.897	3.771	3.771	89.40	1:36.742	6
3	38	Dean CHAPMAN	Kawasaki -	6	9:48.403	4.277	0.506	89.32	1:36.672	5
4	17	Simon TUCKER	Yamaha -	6	9:54.045	9.919	5.642	88.47	1:37.098	4
5	36	Joe MUNCEY	Honda - Eastern Garage	6	10:01.004	16.878	6.959	87.45	1:38.709	2
6	27	Matt COLES	Yamaha -	6	10:01.781	17.655	0.777	87.33	1:38.704	3
7	67	David WAKE	Yamaha -	6	10:01.924	17.798	0.143	87.31	1:38.417	2
8	75	Paul GALLAWAY	Yamaha - Cornerstone Garage	6	10:02.092	17.966	0.168	87.29	1:38.238	6
9	117	Patryk RYDZINSKI	Honda -	6	10:09.558	25.432	7.466	86.22	1:39.567	3
10	23	Sam MILLS	Suzuki - Glenmill Homes	6	10:27.034	42.908	17.476	83.82	1:43.011	2
11	55	David MILLS	Suzuki - Wonderwalls	6	10:27.222	43.096	0.188	83.79	1:41.236	5
12	11	Li-Jen HSIAO	Yamaha -	6	10:32.437	48.311	5.215	83.10	1:42.574	6
13	31	Ashley FRANCIS	Yamaha -	6	10:38.688	54.562	6.251	82.29	1:44.513	4
14	91	John CAMPBELL	Suzuki -	6	10:38.976	54.850	0.288	82.25	1:44.034	4
15	92	Alex CAIRNS	Triumph - Motorcycle Junction	6	10:48.936	1:04.810	9.960	80.99	1:45.292	6
16	99	Matt MACINTOSH	Yamaha - Cambrige Coral Tech	6	10:49.669	1:05.543	0.733	80.90	1:46.507	3
17	88	Tom JEFFERIES	Yamaha -	6	10:49.828	1:05.702	0.159	80.88	1:45.813	6
18	9	Chris LAY	Yamaha -	6	10:50.178	1:06.052	0.350	80.83	1:45.712	2
19	51	Andrew DURANT	Honda -	6	11:08.060	1:23.934	17.882	78.67	1:48.068	5
20	73	Konstantin KOSTIUCHENKO	Honda -	6	11:08.639	1:24.513	0.579	78.60	1:49.059	2
21	22	Paul WILSON	Yamaha -	6	11:08.760	1:24.634	0.121	78.59	1:47.586	5
22	80	Anthony OLWAY	Kawasaki -	6	11:13.930	1:29.804	5.170	77.98	1:49.701	4
23	150	Heather KNOWLES	Triumph -	5	10:13.018	1 Lap	1 Lap	71.44	2:00.785	5
24	94	Michael WINDSOR	Honda -	5	10:47.040	1 Lap	34.022	67.69	2:04.106	5

NOT CLASSIFIED

DNF	61	Oily SAVAGE	Kawasaki - Validus-IVC Ltd	2	3:19.352	4 Laps	3 Laps	87.88	1:36.367	2
-----	----	-------------	----------------------------	---	----------	--------	--------	-------	----------	---

FASTEST LAP

57	James PUTTRELL	Yamaha - Bike Stop	3	1:35.719	91.51 mph	147.28 kph
----	----------------	--------------------	---	----------	-----------	------------

Weather / Track : Cloudy / Dry

These results are provisional until the conclusion of any judicial and technical matters.

Brands Hatch GP

Circuit Length = 2.4332 miles

Start: 17:22 Flag 17:32 End: 17:34

Clerk Of Course :

Timekeeper :

Results can be found at www.tsl-timing.com

Printed - 17:34 Sunday, 18 August 2013



BMCRC-MRO Championships 2013 - Brands Hatch GP

BMCRC Rookie 600

RACE 19 - LAP CHART

LAP 1		
NO	BEHIND	LAP TIME

57		1:42.868
61	0.117	1:42.985
38	0.542	1:43.410
54	0.569	1:43.437
36	1.796	1:44.664
27	2.268	1:45.136
17	3.176	1:46.044
67	3.371	1:46.239
75	4.662	1:47.530
117	5.319	1:48.187
23	6.473	1:49.341
31	7.695	1:50.563
91	10.172	1:53.040
88	10.444	1:53.312
11	10.504	1:53.372
55	10.800	1:53.668
9	11.260	1:54.128
99	13.090	1:55.958
92	13.459	1:56.327
73	14.689	1:57.557
80	16.897	1:59.765
22	17.617	2:00.485
51	18.679	2:01.547
150	25.059	2:07.927
94	33.502	2:16.370

LAP 2		
NO	BEHIND	LAP TIME

57		1:36.282
61	0.202	1:36.367
54	1.077	1:36.790
38	1.742	1:37.482
36	4.223	1:38.709
17	4.607	1:37.713
27	4.793	1:38.807
67	5.506	1:38.417
75	7.003	1:38.623
117	10.118	1:41.081
23	13.202	1:43.011
31	16.876	1:45.463
11	19.130	1:44.908
91	19.226	1:45.336
55	19.294	1:44.776
88	20.338	1:46.176
9	20.690	1:45.712
99	24.078	1:47.270
92	24.175	1:46.998
73	27.466	1:49.059
80	32.368	1:51.753
51	32.910	1:50.513
22	33.814	1:52.479
150	49.695	2:00.918
94	1:07.736	2:10.516

LAP 3		
NO	BEHIND	LAP TIME

57		1:35.719
54	2.524	1:37.166
38	3.302	1:37.279
17	6.430	1:37.542
36	7.641	1:39.137

27	7.778	1:38.704
67	8.404	1:38.617
75	11.180	1:39.896
117	13.966	1:39.567
23	21.922	1:44.439
31	28.109	1:46.952
11	28.156	1:44.745
55	28.249	1:44.674
91	29.228	1:45.721
88	31.518	1:46.899
9	32.113	1:47.142
99	34.866	1:46.507
92	35.135	1:46.679
73	42.448	1:50.701
51	47.895	1:50.704
80	48.746	1:52.097
22	49.493	1:51.398
150	1:15.953	2:01.977

LAP 4		
NO	BEHIND	LAP TIME

57		1:35.942
54	3.496	1:36.914
38	4.141	1:36.781
94	1 Lap	2:10.785
17	7.586	1:37.098
27	10.811	1:38.975
36	10.971	1:39.272
67	11.090	1:38.628
75	14.336	1:39.098
117	17.607	1:39.583
23	29.022	1:43.042
55	33.671	1:41.364
11	35.380	1:43.166
31	36.680	1:44.513
91	37.320	1:44.034
88	44.614	1:49.038
9	44.796	1:48.625
99	45.435	1:46.511
92	45.670	1:46.477
73	56.609	1:50.103
51	1:00.683	1:48.730
22	1:01.480	1:47.929
80	1:02.505	1:49.701

LAP 5		
NO	BEHIND	LAP TIME

57		1:36.110
54	4.234	1:36.848
38	4.703	1:36.672
150	1 Lap	2:01.411
17	8.970	1:37.494
36	14.850	1:39.989
27	14.934	1:40.233
67	15.129	1:40.149
75	16.933	1:38.707
117	21.451	1:39.954
94	1 Lap	2:05.263
23	36.127	1:43.215
55	38.797	1:41.236
11	42.942	1:43.672
31	45.420	1:44.850
91	46.016	1:44.806
99	56.150	1:46.825

LAP 6		
NO	BEHIND	LAP TIME

57		1:37.205
54	3.771	1:36.742
38	4.277	1:36.779
17	9.919	1:38.154
36	16.878	1:39.233
27	17.655	1:39.926
67	17.798	1:39.874
75	17.966	1:38.238
117	25.432	1:41.186
150	1 Lap	2:00.785
23	42.908	1:43.986
55	43.096	1:41.504
11	48.311	1:42.574
31	54.562	1:46.347
91	54.850	1:46.039
94	1 Lap	2:04.106
92	1:04.810	1:45.292
99	1:05.543	1:46.598
88	1:05.702	1:45.813
9	1:06.052	1:45.975
51	1:23.934	1:48.498
73	1:24.513	1:50.976
22	1:24.634	1:48.883
80	1:29.804	1:50.715

Weather / Track : Cloudy / Dry

Results can be found at www.tsl-timing.com

Brands Hatch GP
Circuit Length = 2.4332 miles
Start: 17:22 Flag 17:32 End: 17:34

Printed - 17:36 Sunday, 18 August 2013

BMCRC-MRO Championships 2013 - Brands Hatch GP

BMCRC Rookie 600

RACE 19 - LAP ANALYSIS

DIFF = Difference To Personal Best Lap

P1 57 James PUTTRELL				
LAP	LAP TIME	DIFF	MPH	TIME OF DAY
1 -	1:42.868	7.149	85.15	17:24:36.456
2 -	1:36.282	0.563	90.98	17:26:12.738
3 -	1:35.719 (1)		91.51	17:27:48.457
4 -	1:35.942 (2)	0.223	91.30	17:29:24.399
5 -	1:36.110 (3)	0.391	91.14	17:31:00.509
6 -	1:37.205	1.486	90.11	17:32:37.714

P2 54 Chris BECK				
LAP	LAP TIME	DIFF	MPH	TIME OF DAY
1 -	1:43.437	6.695	84.68	17:24:37.025
2 -	1:36.790 (2)	0.048	90.50	17:26:13.815
3 -	1:37.166	0.424	90.15	17:27:50.981
4 -	1:36.914	0.172	90.38	17:29:27.895
5 -	1:36.848 (3)	0.106	90.44	17:31:04.743
6 -	1:36.742 (1)		90.54	17:32:41.485

P3 38 Dean CHAPMAN				
LAP	LAP TIME	DIFF	MPH	TIME OF DAY
1 -	1:43.410	6.738	84.70	17:24:36.998
2 -	1:37.482	0.810	89.86	17:26:14.480
3 -	1:37.279	0.607	90.04	17:27:51.759
4 -	1:36.781 (3)	0.109	90.51	17:29:28.540
5 -	1:36.672 (1)		90.61	17:31:05.212
6 -	1:36.779 (2)	0.107	90.51	17:32:41.991

P4 17 Simon TUCKER				
LAP	LAP TIME	DIFF	MPH	TIME OF DAY
1 -	1:46.044	8.946	82.60	17:24:39.632
2 -	1:37.713	0.615	89.64	17:26:17.345
3 -	1:37.542 (3)	0.444	89.80	17:27:54.887
4 -	1:37.098 (1)		90.21	17:29:31.985
5 -	1:37.494 (2)	0.396	89.85	17:31:09.479
6 -	1:38.154	1.056	89.24	17:32:47.633

P5 36 Joe MUNCEY				
LAP	LAP TIME	DIFF	MPH	TIME OF DAY
1 -	1:44.664	5.955	83.69	17:24:38.252
2 -	1:38.709 (1)		88.74	17:26:16.961
3 -	1:39.137 (2)	0.428	88.36	17:27:56.098
4 -	1:39.272	0.563	88.24	17:29:35.370
5 -	1:39.989	1.280	87.60	17:31:15.359
6 -	1:39.233 (3)	0.524	88.27	17:32:54.592

P6 27 Matt COLES				
LAP	LAP TIME	DIFF	MPH	TIME OF DAY
1 -	1:45.136	6.432	83.31	17:24:38.724
2 -	1:38.807 (2)	0.103	88.65	17:26:17.531
3 -	1:38.704 (1)		88.74	17:27:56.235
4 -	1:38.975 (3)	0.271	88.50	17:29:35.210
5 -	1:40.233	1.529	87.39	17:31:15.443
6 -	1:39.926	1.222	87.66	17:32:55.369

P7 67 David WAKE				
LAP	LAP TIME	DIFF	MPH	TIME OF DAY
1 -	1:46.239	7.822	82.45	17:24:39.827
2 -	1:38.417 (1)		89.00	17:26:18.244

DIFF = Difference To Personal Best Lap

3 -	1:38.617 (2)	0.200	88.82	17:27:56.861
4 -	1:38.628 (3)	0.211	88.81	17:29:35.489
5 -	1:40.149	1.732	87.46	17:31:15.638
6 -	1:39.874	1.457	87.70	17:32:55.512

P8 75 Paul GALLAWAY				
LAP	LAP TIME	DIFF	MPH	TIME OF DAY
1 -	1:47.530	9.292	81.46	17:24:41.118
2 -	1:38.623 (2)	0.385	88.82	17:26:19.741
3 -	1:39.896	1.658	87.68	17:27:59.637
4 -	1:39.098	0.860	88.39	17:29:38.735
5 -	1:38.707 (3)	0.469	88.74	17:31:17.442
6 -	1:38.238 (1)		89.16	17:32:55.680

P9 117 Patryk RYDZINSKI				
LAP	LAP TIME	DIFF	MPH	TIME OF DAY
1 -	1:48.187	8.620	80.96	17:24:41.775
2 -	1:41.081	1.514	86.66	17:26:22.856
3 -	1:39.567 (1)		87.97	17:28:02.423
4 -	1:39.583 (2)	0.016	87.96	17:29:42.006
5 -	1:39.954 (3)	0.387	87.63	17:31:21.960
6 -	1:41.186	1.619	86.57	17:33:03.146

P10 23 Sam MILLS				
LAP	LAP TIME	DIFF	MPH	TIME OF DAY
1 -	1:49.341	6.330	80.11	17:24:42.929
2 -	1:43.011 (1)		85.03	17:26:25.940
3 -	1:44.439	1.428	83.87	17:28:10.379
4 -	1:43.042 (2)	0.031	85.01	17:29:53.421
5 -	1:43.215 (3)	0.204	84.86	17:31:36.636
6 -	1:43.986	0.975	84.24	17:33:20.622

P11 55 David MILLS				
LAP	LAP TIME	DIFF	MPH	TIME OF DAY
1 -	1:53.668	12.432	77.06	17:24:47.256
2 -	1:44.776	3.540	83.60	17:26:32.032
3 -	1:44.674	3.438	83.68	17:28:16.706
4 -	1:41.364 (2)	0.128	86.41	17:29:58.070
5 -	1:41.236 (1)		86.52	17:31:39.306
6 -	1:41.504 (3)	0.268	86.30	17:33:20.810

P12 11 Li-Jen HSIAO				
LAP	LAP TIME	DIFF	MPH	TIME OF DAY
1 -	1:53.372	10.798	77.26	17:24:46.960
2 -	1:44.908	2.334	83.50	17:26:31.868
3 -	1:44.745	2.171	83.63	17:28:16.613
4 -	1:43.166 (2)	0.592	84.91	17:29:59.779
5 -	1:43.672 (3)	1.098	84.49	17:31:43.451
6 -	1:42.574 (1)		85.40	17:33:26.025

P13 31 Ashley FRANCIS				
LAP	LAP TIME	DIFF	MPH	TIME OF DAY
1 -	1:50.563	6.050	79.22	17:24:44.151
2 -	1:45.463 (3)	0.950	83.06	17:26:29.614
3 -	1:46.952	2.439	81.90	17:28:16.566
4 -	1:44.513 (1)		83.81	17:30:01.079
5 -	1:44.850 (2)	0.337	83.54	17:31:45.929
6 -	1:46.347	1.834	82.37	17:33:32.276

Weather / Track : Cloudy / Dry

Brands Hatch GP

Circuit Length = 2.4332 miles

Start: 17:22 Flag 17:32 End: 17:34

BMCRC-MRO Championships 2013 - Brands Hatch GP

BMCRC Rookie 600

RACE 19 - LAP ANALYSIS

DIFF = Difference To Personal Best Lap

P14 91 John CAMPBELL				
LAP	LAP TIME	DIFF	MPH	TIME OF DAY
1 -	1:53.040	9.006	77.49	17:24:46.628
2 -	1:45.336 (3)	1.302	83.16	17:26:31.964
3 -	1:45.721	1.687	82.85	17:28:17.685
4 -	1:44.034 (1)		84.20	17:30:01.719
5 -	1:44.806 (2)	0.772	83.58	17:31:46.525
6 -	1:46.039	2.005	82.60	17:33:32.564

P15 92 Alex CAIRNS				
LAP	LAP TIME	DIFF	MPH	TIME OF DAY
1 -	1:56.327	11.035	75.30	17:24:49.915
2 -	1:46.998	1.706	81.86	17:26:36.913
3 -	1:46.679 (3)	1.387	82.11	17:28:23.592
4 -	1:46.477 (2)	1.185	82.26	17:30:10.069
5 -	1:47.163	1.871	81.74	17:31:57.232
6 -	1:45.292 (1)		83.19	17:33:42.524

P16 99 Matt MACINTOSH				
LAP	LAP TIME	DIFF	MPH	TIME OF DAY
1 -	1:55.958	9.451	75.54	17:24:49.546
2 -	1:47.270	0.763	81.66	17:26:36.816
3 -	1:46.507 (1)		82.24	17:28:23.323
4 -	1:46.511 (2)	0.004	82.24	17:30:09.834
5 -	1:46.825	0.318	82.00	17:31:56.659
6 -	1:46.598 (3)	0.091	82.17	17:33:43.257

P17 88 Tom JEFFERIES				
LAP	LAP TIME	DIFF	MPH	TIME OF DAY
1 -	1:53.312	7.499	77.30	17:24:46.900
2 -	1:46.176 (2)	0.363	82.50	17:26:33.076
3 -	1:46.899 (3)	1.086	81.94	17:28:19.975
4 -	1:49.038	3.225	80.33	17:30:09.013
5 -	1:48.590	2.777	80.66	17:31:57.603
6 -	1:45.813 (1)		82.78	17:33:43.416

P18 9 Chris LAY				
LAP	LAP TIME	DIFF	MPH	TIME OF DAY
1 -	1:54.128	8.416	76.75	17:24:47.716
2 -	1:45.712 (1)		82.86	17:26:33.428
3 -	1:47.142 (3)	1.430	81.75	17:28:20.570
4 -	1:48.625	2.913	80.64	17:30:09.195
5 -	1:48.596	2.884	80.66	17:31:57.791
6 -	1:45.975 (2)	0.263	82.65	17:33:43.766

P19 51 Andrew DURANT				
LAP	LAP TIME	DIFF	MPH	TIME OF DAY
1 -	2:01.547	13.479	72.06	17:24:55.135
2 -	1:50.513	2.445	79.26	17:26:45.648
3 -	1:50.704	2.636	79.12	17:28:36.352
4 -	1:48.730 (3)	0.662	80.56	17:30:25.082
5 -	1:48.068 (1)		81.05	17:32:13.150
6 -	1:48.498 (2)	0.430	80.73	17:34:01.648

P20 73 Konstantin KOSTIUCHENKO				
LAP	LAP TIME	DIFF	MPH	TIME OF DAY
1 -	1:57.557	8.498	74.51	17:24:51.145
2 -	1:49.059 (1)		80.32	17:26:40.204

DIFF = Difference To Personal Best Lap

3 -	1:50.701	1.642	79.13	17:28:30.905
4 -	1:50.103 (2)	1.044	79.56	17:30:21.008
5 -	1:50.243 (3)	1.184	79.45	17:32:11.251
6 -	1:50.976	1.917	78.93	17:34:02.227

P21 22 Paul WILSON				
LAP	LAP TIME	DIFF	MPH	TIME OF DAY
1 -	2:00.485	12.899	72.70	17:24:54.073
2 -	1:52.479	4.893	77.87	17:26:46.552
3 -	1:51.398	3.812	78.63	17:28:37.950
4 -	1:47.929 (2)	0.343	81.16	17:30:25.879
5 -	1:47.586 (1)		81.42	17:32:13.465
6 -	1:48.883 (3)	1.297	80.45	17:34:02.348

P22 80 Anthony OLWAY				
LAP	LAP TIME	DIFF	MPH	TIME OF DAY
1 -	1:59.765	10.064	73.14	17:24:53.353
2 -	1:51.753	2.052	78.38	17:26:45.106
3 -	1:52.097	2.396	78.14	17:28:37.203
4 -	1:49.701 (1)		79.85	17:30:26.904
5 -	1:49.899 (2)	0.198	79.70	17:32:16.803
6 -	1:50.715 (3)	1.014	79.12	17:34:07.518

P23 150 Heather KNOWLES				
LAP	LAP TIME	DIFF	MPH	TIME OF DAY
1 -	2:07.927	7.142	68.47	17:25:01.515
2 -	2:00.918 (2)	0.133	72.44	17:27:02.433
3 -	2:01.977	1.192	71.81	17:29:04.410
4 -	2:01.411 (3)	0.626	72.15	17:31:05.821
5 -	2:00.785 (1)		72.52	17:33:06.606

P24 94 Michael WINDSOR				
LAP	LAP TIME	DIFF	MPH	TIME OF DAY
1 -	2:16.370	12.264	64.23	17:25:09.958
2 -	2:10.516 (3)	6.410	67.11	17:27:20.474
3 -	2:10.785	6.679	66.97	17:29:31.259
4 -	2:05.263 (2)	1.157	69.93	17:31:36.522
5 -	2:04.106 (1)		70.58	17:33:40.628

P25 61 Oilly SAVAGE				
LAP	LAP TIME	DIFF	MPH	TIME OF DAY
1 -	1:42.985 (2)	6.618	85.05	17:24:36.573
2 -	1:36.367 (1)		90.90	17:26:12.940

Weather / Track : Cloudy / Dry

Brands Hatch GP

Circuit Length = 2.4332 miles

Start: 17:22 Flag 17:32 End: 17:34

BMCRC-MRO Championships 2013 - Brands Hatch GP

BMCRC Rookie 600

RACE 22 - SNETTERTON ROUND - CLASSIFICATION

POS	NO	CL	PIC NAME	ENTRY	LAPS	TIME	GAP	DIFF	MPH	BEST	ON
1	57	6R	1 James PUTTRELL	Yamaha - Bike Stop	6	9:44.335			89.94	1:36.100	2
2	54	6R	2 Chris BECK	Suzuki - Wonderwalls	6	9:48.220	3.885	3.885	89.35	1:36.598	4
3	7	6R	3 Simon TUCKER	Yamaha -	6	9:53.582	9.247	5.362	88.54	1:37.081	3
4	38	6R	4 Dean CHAPMAN	Kawasaki -	6	9:54.918	10.583	1.336	88.34	1:37.665	4
5	75	6R	5 Paul GALLAWAY	Yamaha - Cornerstone Garage	6	9:55.163	10.828	0.245	88.31	1:37.891	6
6	36	6R	6 Joe MUNCEY	Honda - Eastern Garage	6	9:57.659	13.324	2.496	87.94	1:38.480	3
7	27	6R	7 Matt COLES	Yamaha -	6	9:58.417	14.082	0.758	87.83	1:38.383	4
8	55	6R	8 David MILLS	Suzuki - Wonderwalls	6	10:08.160	23.825	9.743	86.42	1:39.703	2
9	23	6R	9 Sam MILLS	Suzuki - Glenmill Homes	6	10:23.363	39.028	15.203	84.31	1:42.513	5
10	91	6R	10 John CAMPBELL	Suzuki -	6	10:30.826	46.491	7.463	83.31	1:42.797	5
11	92	6R	11 Alex CAIRNS	Triumph - Motorcycle Junction	6	10:30.837	46.502	0.011	83.31	1:43.221	6
12	9	6R	12 Chris LAY	Yamaha -	6	10:35.405	51.070	4.568	82.71	1:43.391	6
13	31	6R	13 Ashley FRANCIS	Yamaha -	6	10:37.258	52.923	1.853	82.47	1:44.576	6
14	22	6R	14 Paul WILSON	Yamaha -	6	10:44.193	59.858	6.935	81.58	1:44.292	6
15	188	6R	15 Tom JEFFERIES	Yamaha -	6	10:45.507	1:01.172	1.314	81.42	1:46.192	6
16	99	6R	16 Matt MACINTOSH	Yamaha - Cambrige Coral Tech	6	10:45.670	1:01.335	0.163	81.40	1:45.632	6
17	80	6R	17 Anthony OLWAY	Kawasaki -	6	11:22.964	1:38.629	37.294	76.95	1:50.697	6

NOT CLASSIFIED

DNF 73 6R Konstantin KOSTIUCHENKO Honda - 0

FASTEST LAP

57 6R James PUTTRELL Yamaha - Bike Stop 2 1:36.100 91.15 mph 146.69 kph

Weather / Track : Cloudy / Dry

These results are provisional until the conclusion of any judicial and technical matters.

Brands Hatch GP

Circuit Length = 2.4332 miles

Start: 18:14 Flag 18:23 End: 18:25

Clerk Of Course :

Timekeeper :

Results can be found at www.tsl-timing.com

Printed - 18:27 Sunday, 18 August 2013



BMCRC-MRO Championships 2013 - Brands Hatch GP

BMCRC Rookie 600 & 1000

RACE 22 - SNETTERTON ROUND - LAP CHART

LAP 1			LAP 3			LAP 5		
NO	BEHIND	LAP TIME	NO	BEHIND	LAP TIME	NO	BEHIND	LAP TIME
57		1:40.808	57		1:36.300	57		1:36.396
38	1.523	1:42.331	54	3.756	1:37.202	54	5.357	1:37.508
54	1.885	1:42.693	38	6.759	1:38.927	38	9.729	1:37.810
75	3.070	1:43.878	75	6.938	1:37.960	7	9.892	1:37.714
36	3.560	1:44.368	7	7.045	1:37.081	75	11.559	1:38.532
27	3.964	1:44.772	36	8.629	1:38.480	36	13.378	1:38.643
7	4.506	1:45.314	27	8.916	1:38.491	27	13.694	1:38.900
55	5.873	1:46.681	55	13.275	1:40.099	55	21.070	1:40.278
23	7.664	1:48.472	23	21.223	1:43.297	120	1 Lap	1:56.992
31	10.870	1:51.678	92	27.206	1:44.110	23	34.222	1:42.513
99	11.464	1:52.272	91	28.491	1:43.530	92	41.903	1:43.543
92	11.587	1:52.395	31	29.757	1:45.549	91	42.175	1:42.797
188	11.735	1:52.543	9	30.187	1:44.312	9	46.301	1:43.717
9	11.932	1:52.740	99	32.610	1:46.916	31	46.969	1:44.624
91	12.774	1:53.582	188	32.851	1:46.807	188	53.602	1:46.801
22	13.246	1:54.054	22	33.067	1:45.870	22	54.188	1:46.615
80	17.178	1:57.986	80	49.967	1:51.826	99	54.325	1:46.855
15	49.401	2:30.209	96	55.906	1:38.232	96	1:00.321	1:38.158
17	49.972	2:30.780	15	1:03.058	1:42.300	88	1:14.216	1:40.937
96	50.021	2:30.829	17	1:03.623	1:42.691	17	1:14.614	1:41.540
88	50.709	2:31.517	88	1:03.929	1:42.800	15	1:14.781	1:42.040
46	51.002	2:31.810	46	1:04.042	1:42.855	46	1:15.390	1:41.966
33	52.277	2:33.085	153	1:06.986	1:42.682	153	1:18.057	1:41.335
153	53.497	2:34.305	347	1:07.126	1:42.614	347	1:18.393	1:41.521
347	53.783	2:34.591	33	1:07.701	1:44.059	26	1:18.729	1:41.444
26	54.151	2:34.959	26	1:07.768	1:43.037	33	1:22.419	1:44.179
85	56.683	2:37.491	85	1:22.622	1:49.974	80	1:26.554	1:53.156
120	1:05.551	2:46.359						

LAP 2			LAP 4			LAP 6		
NO	BEHIND	LAP TIME	NO	BEHIND	LAP TIME	NO	BEHIND	LAP TIME
57		1:36.100	57		1:36.109	57		1:38.622
54	2.854	1:37.069	54	4.245	1:36.598	54	3.885	1:37.150
38	4.132	1:38.709	120	1 Lap	1:54.966	7	9.247	1:37.977
75	5.278	1:38.308	38	8.315	1:37.665	85	1 Lap	1:48.665
7	6.264	1:37.858	7	8.574	1:37.638	38	10.583	1:39.476
36	6.449	1:38.989	75	9.423	1:38.594	75	10.828	1:37.891
27	6.725	1:38.861	36	11.131	1:38.611	36	13.324	1:38.568
55	9.476	1:39.703	27	11.190	1:38.383	27	14.082	1:39.010
23	14.226	1:42.662	55	17.188	1:40.022	55	23.825	1:41.377
92	19.396	1:43.909	23	28.105	1:42.991	23	39.028	1:43.428
31	20.508	1:45.738	92	34.756	1:43.659	120	1 Lap	1:55.806
91	21.261	1:44.587	91	35.774	1:43.392	91	46.491	1:42.938
99	21.994	1:46.630	31	38.741	1:45.093	92	46.502	1:43.221
9	22.175	1:46.343	9	38.980	1:44.902	9	51.070	1:43.391
188	22.344	1:46.709	188	43.197	1:46.455	31	52.923	1:44.576
22	23.497	1:46.351	99	43.866	1:47.365	22	59.858	1:44.292
80	34.441	1:53.363	22	43.969	1:47.011	188	1:01.172	1:46.192
96	53.974	1:40.053	96	58.559	1:38.762	99	1:01.335	1:45.632
15	57.058	1:43.757	15	1:09.137	1:42.188	96	1:01.414	1:39.715
17	57.232	1:43.360	17	1:09.470	1:41.956	88	1:15.898	1:40.304
88	57.429	1:42.820	88	1:09.675	1:41.855	17	1:16.467	1:40.475
46	57.487	1:42.585	80	1:09.794	1:55.936	15	1:17.047	1:40.888
33	59.942	1:43.765	46	1:09.820	1:41.887	46	1:17.504	1:40.736
153	1:00.604	1:43.207	153	1:13.118	1:42.241	347	1:19.670	1:39.899
347	1:00.812	1:43.129	347	1:13.268	1:42.251	153	1:21.418	1:41.983
26	1:01.031	1:42.980	26	1:13.681	1:42.022	26	1:22.228	1:42.121
85	1:08.948	1:48.365	33	1:14.636	1:43.044	33	1:27.917	1:44.120
120	1:23.555	1:54.104	85	1:35.975	1:49.462	80	1:38.629	1:50.697

Brands Hatch GP

Circuit Length = 2.4332 miles

Start: 18:14 Flag 18:23 End: 18:25

Weather / Track : Cloudy / Dry

Results can be found at www.tsl-timing.com

Printed - 18:27 Sunday, 18 August 2013

BMCRC-MRO Championships 2013 - Brands Hatch GP

BMCRC Rookie 600

RACE 22 - SNETTERTON ROUND - LAP ANALYSIS

DIFF = Difference To Personal Best Lap

P1 57 James PUTTRELL				
LAP	LAP TIME	DIFF	MPH	TIME OF DAY
1 -	1:40.808	4.708	86.89	18:15:45.988
2 -	1:36.100 (1)		91.15	18:17:22.088
3 -	1:36.300 (3)	0.200	90.96	18:18:58.388
4 -	1:36.109 (2)	0.009	91.14	18:20:34.497
5 -	1:36.396	0.296	90.87	18:22:10.893
6 -	1:38.622	2.522	88.82	18:23:49.515

P2 54 Chris BECK				
LAP	LAP TIME	DIFF	MPH	TIME OF DAY
1 -	1:42.693	6.095	85.30	18:15:47.873
2 -	1:37.069 (2)	0.471	90.24	18:17:24.942
3 -	1:37.202	0.604	90.11	18:19:02.144
4 -	1:36.598 (1)		90.68	18:20:38.742
5 -	1:37.508	0.910	89.83	18:22:16.250
6 -	1:37.150 (3)	0.552	90.16	18:23:53.400

P3 7 Simon TUCKER				
LAP	LAP TIME	DIFF	MPH	TIME OF DAY
1 -	1:45.314	8.233	83.17	18:15:50.494
2 -	1:37.858	0.777	89.51	18:17:28.352
3 -	1:37.081 (1)		90.23	18:19:05.433
4 -	1:37.638 (2)	0.557	89.71	18:20:43.071
5 -	1:37.714 (3)	0.633	89.64	18:22:20.785
6 -	1:37.977	0.896	89.40	18:23:58.762

P4 38 Dean CHAPMAN				
LAP	LAP TIME	DIFF	MPH	TIME OF DAY
1 -	1:42.331	4.666	85.60	18:15:47.511
2 -	1:38.709 (3)	1.044	88.74	18:17:26.220
3 -	1:38.927	1.262	88.54	18:19:05.147
4 -	1:37.665 (1)		89.69	18:20:42.812
5 -	1:37.810 (2)	0.145	89.55	18:22:20.622
6 -	1:39.476	1.811	88.05	18:24:00.098

P5 75 Paul GALLAWAY				
LAP	LAP TIME	DIFF	MPH	TIME OF DAY
1 -	1:43.878	5.987	84.32	18:15:49.058
2 -	1:38.308 (3)	0.417	89.10	18:17:27.366
3 -	1:37.960 (2)	0.069	89.42	18:19:05.326
4 -	1:38.594	0.703	88.84	18:20:43.920
5 -	1:38.532	0.641	88.90	18:22:22.452
6 -	1:37.891 (1)		89.48	18:24:00.343

P6 36 Joe MUNCEY				
LAP	LAP TIME	DIFF	MPH	TIME OF DAY
1 -	1:44.368	5.888	83.93	18:15:49.548
2 -	1:38.989	0.509	88.49	18:17:28.537
3 -	1:38.480 (1)		88.95	18:19:07.017
4 -	1:38.611 (3)	0.131	88.83	18:20:45.628
5 -	1:38.643	0.163	88.80	18:22:24.271
6 -	1:38.568 (2)	0.088	88.87	18:24:02.839

P7 27 Matt COLES				
LAP	LAP TIME	DIFF	MPH	TIME OF DAY
1 -	1:44.772	6.389	83.60	18:15:49.952
2 -	1:38.861 (3)	0.478	88.60	18:17:28.813

DIFF = Difference To Personal Best Lap

3 -	1:38.491 (2)	0.108	88.94	18:19:07.304
4 -	1:38.383 (1)		89.03	18:20:45.687
5 -	1:38.900	0.517	88.57	18:22:24.587
6 -	1:39.010	0.627	88.47	18:24:03.597

P8 55 David MILLS				
LAP	LAP TIME	DIFF	MPH	TIME OF DAY
1 -	1:46.681	6.978	82.11	18:15:51.861
2 -	1:39.703 (1)		87.85	18:17:31.564
3 -	1:40.099 (3)	0.396	87.51	18:19:11.663
4 -	1:40.022 (2)	0.319	87.57	18:20:51.685
5 -	1:40.278	0.575	87.35	18:22:31.963
6 -	1:41.377	1.674	86.40	18:24:13.340

P9 23 Sam MILLS				
LAP	LAP TIME	DIFF	MPH	TIME OF DAY
1 -	1:48.472	5.959	80.75	18:15:53.652
2 -	1:42.662 (2)	0.149	85.32	18:17:36.314
3 -	1:43.297	0.784	84.80	18:19:19.611
4 -	1:42.991 (3)	0.478	85.05	18:21:02.602
5 -	1:42.513 (1)		85.45	18:22:45.115
6 -	1:43.428	0.915	84.69	18:24:28.543

P10 91 John CAMPBELL				
LAP	LAP TIME	DIFF	MPH	TIME OF DAY
1 -	1:53.582	10.785	77.12	18:15:58.762
2 -	1:44.587	1.790	83.75	18:17:43.349
3 -	1:43.530	0.733	84.61	18:19:26.879
4 -	1:43.392 (3)	0.595	84.72	18:21:10.271
5 -	1:42.797 (1)		85.21	18:22:53.068
6 -	1:42.938 (2)	0.141	85.09	18:24:36.006

P11 92 Alex CAIRNS				
LAP	LAP TIME	DIFF	MPH	TIME OF DAY
1 -	1:52.395	9.174	77.93	18:15:57.575
2 -	1:43.909	0.688	84.30	18:17:41.484
3 -	1:44.110	0.889	84.14	18:19:25.594
4 -	1:43.659 (3)	0.438	84.50	18:21:09.253
5 -	1:43.543 (2)	0.322	84.60	18:22:52.796
6 -	1:43.221 (1)		84.86	18:24:36.017

P12 9 Chris LAY				
LAP	LAP TIME	DIFF	MPH	TIME OF DAY
1 -	1:52.740	9.349	77.69	18:15:57.920
2 -	1:46.343	2.952	82.37	18:17:44.263
3 -	1:44.312 (3)	0.921	83.97	18:19:28.575
4 -	1:44.902	1.511	83.50	18:21:13.477
5 -	1:43.717 (2)	0.326	84.45	18:22:57.194
6 -	1:43.391 (1)		84.72	18:24:40.585

P13 31 Ashley FRANCIS				
LAP	LAP TIME	DIFF	MPH	TIME OF DAY
1 -	1:51.678	7.102	78.43	18:15:56.858
2 -	1:45.738	1.162	82.84	18:17:42.596
3 -	1:45.549	0.973	82.99	18:19:28.145
4 -	1:45.093 (3)	0.517	83.35	18:21:13.238
5 -	1:44.624 (2)	0.048	83.72	18:22:57.862
6 -	1:44.576 (1)		83.76	18:24:42.438

Weather / Track : Cloudy / Dry

Brands Hatch GP

Circuit Length = 2.4332 miles

Start: 18:14 Flag 18:23 End: 18:25

BMCRC-MRO Championships 2013 - Brands Hatch GP

BMCRC Rookie 600

RACE 22 - SNETTERTON ROUND - LAP ANALYSIS

DIFF = Difference To Personal Best Lap

P14 22 Paul WILSON				
LAP	LAP TIME	DIFF	MPH	TIME OF DAY
1 -	1:54.054	9.762	76.80	18:15:59.234
2 -	1:46.351 (3)	2.059	82.36	18:17:45.585
3 -	1:45.870 (2)	1.578	82.74	18:19:31.455
4 -	1:47.011	2.719	81.85	18:21:18.466
5 -	1:46.615	2.323	82.16	18:23:05.081
6 -	1:44.292 (1)		83.99	18:24:49.373

P15 188 Tom JEFFERIES				
LAP	LAP TIME	DIFF	MPH	TIME OF DAY
1 -	1:52.543	6.351	77.83	18:15:57.723
2 -	1:46.709 (3)	0.517	82.09	18:17:44.432
3 -	1:46.807	0.615	82.01	18:19:31.239
4 -	1:46.455 (2)	0.263	82.28	18:21:17.694
5 -	1:46.801	0.609	82.02	18:23:04.495
6 -	1:46.192 (1)		82.49	18:24:50.687

P16 99 Matt MACINTOSH				
LAP	LAP TIME	DIFF	MPH	TIME OF DAY
1 -	1:52.272	6.640	78.02	18:15:57.452
2 -	1:46.630 (2)	0.998	82.15	18:17:44.082
3 -	1:46.916	1.284	81.93	18:19:30.998
4 -	1:47.365	1.733	81.58	18:21:18.363
5 -	1:46.855 (3)	1.223	81.97	18:23:05.218
6 -	1:45.632 (1)		82.92	18:24:50.850

P17 80 Anthony OLWAY				
LAP	LAP TIME	DIFF	MPH	TIME OF DAY
1 -	1:57.986	7.289	74.24	18:16:03.166
2 -	1:53.363	2.666	77.27	18:17:56.529
3 -	1:51.826 (2)	1.129	78.33	18:19:48.355
4 -	1:55.936	5.239	75.55	18:21:44.291
5 -	1:53.156 (3)	2.459	77.41	18:23:37.447
6 -	1:50.697 (1)		79.13	18:25:28.144



BMCRC F1 & F2 Sidecars

**Round 7
Brands Hatch GP**

17th & 18th August 2013



Results Provided by Timing Solutions Ltd
www.tsl-timing.com

BMCRC-MRO Championships 2013 - Brands Hatch GP

RKB/BMCRC F1 & F2 Sidecars

QUALIFYING - CLASSIFICATION

POS	NO	CL	PIC NAME	ENTRY	TIME	ON	LAPS	GAP	DIFF	MPH
1	77	F1	1 REEVES / REEVES	Suzuki LCR -	1:32.180	7	7			95.02
2	57	F1	2 BROWN / ANDERSON	Honda LCR -	1:35.578	1	8	3.398	3.398	91.65
3	100	F1	3 STEVENS / CHARLWOOD	Yamaha LCR -	1:36.212	6	7	4.032	0.634	91.04
4	16	F1	4 BYGRAVE / BRIGGS	Suzuki LCR -	1:39.375	3	4	7.195	3.163	88.14
5	25	F1	5 MacLAURIN / HOPE	Yamaha LCR -	1:41.511	6	7	9.331	2.136	86.29
6	4	F2	1 LOCKEY / CAPEWELL	Honda Ireson - Real Racing	1:44.921	5	7	12.741	3.410	83.48
7	46	F1	6 BLEACKLEY / RANSLEY	Yamaha Windle - PD Racing	1:45.211	5	6	13.031	0.290	83.25
8	99	F2	2 WALLIS / WAREHAM	Suzuki LCR -	1:46.722	5	6	14.542	1.511	82.08
9	8	F2	3 ILARIA / SAUNDERS	Suzuki Windle - Powerhouse	1:46.745	7	7	14.565	0.023	82.06
10	88	F2	4 LONGMORE / LONGMORE	Honda DMR -	1:46.853	6	7	14.673	0.108	81.98
11	48	F1	7 RYDER / HUGHES	Suzuki LCR - SRO	1:46.912	6	6	14.732	0.059	81.93
12	11	F2	5 NICHOLLS / SKINNER	Kawasaki Lumley - Certain Exhibitions	1:48.477	5	7	16.297	1.565	80.75
13	95	F2	6 REMNANT / McLAVERTY	Kawasaki Lumley -	1:48.995	6	6	16.815	0.518	80.36
14	14	F2	7 CHRISTIE / CHRISTIE	Honda - Ryedale Pools	1:49.702	6	6	17.522	0.707	79.85
15	45	F2	8 PETTMAN / SNASHALL	Yamaha Windle -	1:50.078	5	7	17.898	0.376	79.57
16	111	F1	8 CABLE / PAWSEY	Yamaha LCR - Medway Office Interiors	1:50.324	1	2	18.144	0.246	79.40
17	69	F1	9 CROFT / NICHOLAS	Yamaha RCN -	1:50.671	6	6	18.491	0.347	79.15
18	13	F1	10 RESTALL / NICHOLSON	Yamaha RCN -	1:51.096	6	6	18.916	0.425	78.84
19	92	F1	11 HILDIGE / DEELEY	Suzuki Windle - Les King	1:51.127	4	6	18.947	0.031	78.82
20	172	F2	9 DEMOTT / JONES	Suzuki Baker -	1:51.204	6	6	19.024	0.077	78.77
21	55	F2	10 COLE / CONN	Honda MR Equipe -	1:51.694	6	6	19.514	0.490	78.42
22	113	F2	11 DIX / PARKER	Yamaha Baker -	1:51.769	6	6	19.589	0.075	78.37
23	30	F1	12 JAMES / JAMES	Suzuki LCR -	1:53.607	6	6	21.427	1.838	77.10
24	17	F2	12 WHITEMAN / SCHOFIELD	Suzuki Windle - Wicked eliquid	1:54.527	2	4	22.347	0.920	76.48
25	33	F2	13 LUMLEY / WHITNALL	Kawasaki Lumley - Lumley Eng	1:54.987	1	2	22.807	0.460	76.18
26	129	F2	14 STARK / GASSON	Suzuki Windle -	1:56.204	6	6	24.024	1.217	75.38
27	110	F1	13 LAWRENCE / BOURNE	Yamaha LCR -	2:15.243	5	5	43.063	19.039	64.77
28	19	F1	14 MacBRIDE / BROWN	Suzuki LCR -	2:21.128	3	3	48.948	5.885	62.07

Brands Hatch GP

Circuit Length = 2.4332 miles

Start: 12:14 Flag 12:27 End: 12:29

Weather / Track : Cloudy / Dry

These results are provisional until the conclusion of any judicial and technical matters.

Clerk Of Course :		Timekeeper :
-------------------	--	--------------

Results can be found at www.tsl-timing.com

Printed - 12:29 Saturday, 17 August 2013



BMCRG-MRO Championships 2013 - Brands Hatch GP

RKB/BMCRG F1 & F2 Sidecars

QUALIFYING - LAP ANALYSIS

DIFF = Difference To Personal Best Lap

P1 77 REEVES / REEVES				
LAP	LAP TIME	DIFF	MPH	TIME OF DAY
1 -	1:34.261 (3)	2.081	92.93	12:17:06.107
2 -	3:21.716 P	1:49.536	43.42	12:20:27.823
3 -	1:33.710	1.530	93.47	12:22:01.533
4 -	1:36.150	3.970	91.10	12:23:37.683
5 -	1:33.620 (2)	1.440	93.56	12:25:11.303
6 -	1:34.625	2.445	92.57	12:26:45.928
7 -	1:32.180 (1)		95.02	12:28:18.108

P2 57 BROWN / ANDERSON				
LAP	LAP TIME	DIFF	MPH	TIME OF DAY
1 -	1:35.578 (1)		91.65	12:17:09.002
2 -	1:37.275	1.697	90.05	12:18:46.277
3 -	1:36.679 (2)	1.101	90.60	12:20:22.956
4 -	1:37.199 (3)	1.621	90.12	12:22:00.155
5 -	1:39.496	3.918	88.04	12:23:39.651
6 -	1:37.891	2.313	89.48	12:25:17.542
7 -	1:37.473	1.895	89.86	12:26:55.015
8 -	1:38.235	2.657	89.17	12:28:33.250

P3 100 STEVENS / CHARLWOOD				
LAP	LAP TIME	DIFF	MPH	TIME OF DAY
1 -	1:53.214	17.002	77.37	12:18:23.976
2 -	1:45.219	9.007	83.25	12:20:09.195
3 -	1:48.751	12.539	80.54	12:21:57.946
4 -	1:41.092 (3)	4.880	86.65	12:23:39.038
5 -	1:41.742	5.530	86.09	12:25:20.780
6 -	1:36.212 (1)		91.04	12:26:56.992
7 -	1:37.363 (2)	1.151	89.97	12:28:34.355

P4 16 BYGRAVE / BRIGGS				
LAP	LAP TIME	DIFF	MPH	TIME OF DAY
1 -	1:42.041	2.666	85.84	12:17:49.559
2 -	1:40.056 (3)	0.681	87.54	12:19:29.615
3 -	1:39.375 (1)		88.14	12:21:08.990
4 -	1:39.583 (2)	0.208	87.96	12:22:48.573

P5 25 MacLAURIN / HOPE				
LAP	LAP TIME	DIFF	MPH	TIME OF DAY
1 -	1:53.734	12.223	77.02	12:17:42.392
2 -	1:48.496	6.985	80.73	12:19:30.888
3 -	1:43.902	2.391	84.30	12:21:14.790
4 -	1:43.966	2.455	84.25	12:22:58.756
5 -	1:42.942 (2)	1.431	85.09	12:24:41.698
6 -	1:41.511 (1)		86.29	12:26:23.209
7 -	1:43.306 (3)	1.795	84.79	12:28:06.515

P6 4 LOCKEY / CAPEWELL				
LAP	LAP TIME	DIFF	MPH	TIME OF DAY
1 -	1:53.539	8.618	77.15	12:17:50.648
2 -	1:48.381	3.460	80.82	12:19:39.029
3 -	1:47.069 (3)	2.148	81.81	12:21:26.098
4 -	1:47.164	2.243	81.74	12:23:13.262
5 -	1:44.921 (1)		83.48	12:24:58.183
6 -	1:50.412	5.491	79.33	12:26:48.595
7 -	1:45.961 (2)	1.040	82.67	12:28:34.556

DIFF = Difference To Personal Best Lap

P7 46 BLEACKLEY / RANSLEY				
LAP	LAP TIME	DIFF	MPH	TIME OF DAY
1 -	1:55.556	10.345	75.80	12:18:44.439
2 -	1:49.945	4.734	79.67	12:20:34.384
3 -	1:47.352	2.141	81.59	12:22:21.736
4 -	1:46.937 (3)	1.726	81.91	12:24:08.673
5 -	1:45.211 (1)		83.25	12:25:53.884
6 -	1:45.781 (2)	0.570	82.81	12:27:39.665

P8 99 WALLIS / WAREHAM				
LAP	LAP TIME	DIFF	MPH	TIME OF DAY
1 -	1:56.548	9.826	75.16	12:18:16.462
2 -	1:51.183	4.461	78.78	12:20:07.645
3 -	1:51.062	4.340	78.87	12:21:58.707
4 -	1:47.054 (3)	0.332	81.82	12:23:45.761
5 -	1:46.722 (1)		82.08	12:25:32.483
6 -	1:46.868 (2)	0.146	81.96	12:27:19.351

P9 8 ILARIA / SAUNDERS				
LAP	LAP TIME	DIFF	MPH	TIME OF DAY
1 -	1:53.610	6.865	77.10	12:17:52.934
2 -	1:55.069	8.324	76.12	12:19:48.003
3 -	1:49.493	2.748	80.00	12:21:37.496
4 -	1:50.376	3.631	79.36	12:23:27.872
5 -	1:48.015 (3)	1.270	81.09	12:25:15.887
6 -	1:47.154 (2)	0.409	81.75	12:27:03.041
7 -	1:46.745 (1)		82.06	12:28:49.786

P10 88 LONGMORE / LONGMORE				
LAP	LAP TIME	DIFF	MPH	TIME OF DAY
1 -	1:54.847	7.994	76.27	12:17:51.406
2 -	1:49.566	2.713	79.95	12:19:40.972
3 -	1:49.988	3.135	79.64	12:21:30.960
4 -	1:48.546	1.693	80.70	12:23:19.506
5 -	1:47.129 (2)	0.276	81.76	12:25:06.635
6 -	1:46.853 (1)		81.98	12:26:53.488
7 -	1:48.181 (3)	1.328	80.97	12:28:41.669

P11 48 RYDER / HUGHES				
LAP	LAP TIME	DIFF	MPH	TIME OF DAY
1 -	1:48.534 (3)	1.622	80.71	12:18:24.711
2 -	1:48.447 (2)	1.535	80.77	12:20:13.158
3 -	1:48.874	1.962	80.45	12:22:02.032
4 -	1:51.903	4.991	78.28	12:23:53.935
5 -	1:51.374	4.462	78.65	12:25:45.309
6 -	1:46.912 (1)		81.93	12:27:32.221

P12 11 NICHOLLS / SKINNER				
LAP	LAP TIME	DIFF	MPH	TIME OF DAY
1 -	1:53.232	4.755	77.36	12:17:41.863
2 -	1:49.390	0.913	80.07	12:19:31.253
3 -	1:49.163	0.686	80.24	12:21:20.416
4 -	1:48.767 (3)	0.290	80.53	12:23:09.183
5 -	1:48.477 (1)		80.75	12:24:57.660
6 -	1:49.510	1.033	79.99	12:26:47.170
7 -	1:48.729 (2)	0.252	80.56	12:28:35.899

Weather / Track : Cloudy / Dry

Brands Hatch GP

Circuit Length = 2.4332 miles

Start: 12:14 Flag 12:27 End: 12:29

BMCRG-MRO Championships 2013 - Brands Hatch GP

RKB/BMCRG F1 & F2 Sidecars

QUALIFYING - LAP ANALYSIS

DIFF = Difference To Personal Best Lap

P13 95 REMNANT / McLAVERTY				
LAP	LAP TIME	DIFF	MPH	TIME OF DAY
1 -	1:54.401	5.406	76.57	12:18:03.207
2 -	1:53.484	4.489	77.19	12:19:56.691
3 -	1:49.804 (3)	0.809	79.77	12:21:46.495
4 -	1:50.996	2.001	78.92	12:23:37.491
5 -	1:49.300 (2)	0.305	80.14	12:25:26.791
6 -	1:48.995 (1)		80.36	12:27:15.786

P14 14 CHRISTIE / CHRISTIE				
LAP	LAP TIME	DIFF	MPH	TIME OF DAY
1 -	2:00.380	10.678	72.76	12:17:52.275
2 -	1:57.262	7.560	74.70	12:19:49.537
3 -	1:54.248	4.546	76.67	12:21:43.785
4 -	1:53.650 (3)	3.948	77.07	12:23:37.435
5 -	1:51.583 (2)	1.881	78.50	12:25:29.018
6 -	1:49.702 (1)		79.85	12:27:18.720

P15 45 PETTMAN / SNASHALL				
LAP	LAP TIME	DIFF	MPH	TIME OF DAY
1 -	1:55.122	5.044	76.09	12:17:47.390
2 -	1:52.676	2.598	77.74	12:19:40.066
3 -	1:51.258	1.180	78.73	12:21:31.324
4 -	1:51.025	0.947	78.89	12:23:22.349
5 -	1:50.078 (1)		79.57	12:25:12.427
6 -	1:50.775 (3)	0.697	79.07	12:27:03.202
7 -	1:50.337 (2)	0.259	79.39	12:28:53.539

P16 111 CABLE / PAWSEY				
LAP	LAP TIME	DIFF	MPH	TIME OF DAY
1 -	1:50.324 (1)		79.40	12:17:42.492
2 -	3:22.331 P	1:32.007	43.29	12:21:04.823

P17 69 CROFT / NICHOLAS				
LAP	LAP TIME	DIFF	MPH	TIME OF DAY
1 -	1:57.303	6.632	74.67	12:18:07.898
2 -	1:54.290 (2)	3.619	76.64	12:20:02.188
3 -	1:56.340	5.669	75.29	12:21:58.528
4 -	1:54.780 (3)	4.109	76.31	12:23:53.308
5 -	1:54.971	4.300	76.19	12:25:48.279
6 -	1:50.671 (1)		79.15	12:27:38.950

P18 13 RESTALL / NICHOLSON				
LAP	LAP TIME	DIFF	MPH	TIME OF DAY
1 -	1:57.074	5.978	74.82	12:18:15.991
2 -	1:51.245 (2)	0.149	78.74	12:20:07.236
3 -	1:53.077 (3)	1.981	77.46	12:22:00.313
4 -	1:53.202	2.106	77.38	12:23:53.515
5 -	1:56.030	4.934	75.49	12:25:49.545
6 -	1:51.096 (1)		78.84	12:27:40.641

P19 92 HILDIGE / DEELEY				
LAP	LAP TIME	DIFF	MPH	TIME OF DAY
1 -	1:58.897	7.770	73.67	12:18:13.795
2 -	1:51.213 (2)	0.086	78.76	12:20:05.008
3 -	1:54.548	3.421	76.47	12:21:59.556
4 -	1:51.127 (1)		78.82	12:23:50.683
5 -	1:51.486 (3)	0.359	78.57	12:25:42.169

DIFF = Difference To Personal Best Lap

6 - 1:55.934 4.807 75.55 12:27:38.103

P20 172 DEMOTT / JONES				
LAP	LAP TIME	DIFF	MPH	TIME OF DAY
1 -	1:58.236	7.032	74.08	12:18:46.335
2 -	1:55.224	4.020	76.02	12:20:41.559
3 -	1:54.947	3.743	76.20	12:22:36.506
4 -	1:52.184 (3)	0.980	78.08	12:24:28.690
5 -	1:51.655 (2)	0.451	78.45	12:26:20.345
6 -	1:51.204 (1)		78.77	12:28:11.549

P21 55 COLE / CONN				
LAP	LAP TIME	DIFF	MPH	TIME OF DAY
1 -	1:55.377	3.683	75.92	12:18:19.779
2 -	1:53.289	1.595	77.32	12:20:13.068
3 -	1:52.337 (3)	0.643	77.97	12:22:05.405
4 -	1:51.818 (2)	0.124	78.34	12:23:57.223
5 -	1:56.333	4.639	75.29	12:25:53.556
6 -	1:51.694 (1)		78.42	12:27:45.250

P22 113 DIX / PARKER				
LAP	LAP TIME	DIFF	MPH	TIME OF DAY
1 -	2:12.381	20.612	66.17	12:18:51.796
2 -	2:00.057	8.288	72.96	12:20:51.853
3 -	1:55.974	4.205	75.53	12:22:47.827
4 -	1:54.087 (2)	2.318	76.78	12:24:41.914
5 -	1:54.406 (3)	2.637	76.56	12:26:36.320
6 -	1:51.769 (1)		78.37	12:28:28.089

P23 30 JAMES / JAMES				
LAP	LAP TIME	DIFF	MPH	TIME OF DAY
1 -	2:03.142	9.535	71.13	12:18:59.138
2 -	2:01.591	7.984	72.04	12:21:00.729
3 -	1:56.679 (3)	3.072	75.07	12:22:57.408
4 -	1:57.112	3.505	74.79	12:24:54.520
5 -	1:56.001 (2)	2.394	75.51	12:26:50.521
6 -	1:53.607 (1)		77.10	12:28:44.128

P24 17 WHITEMAN / SCHOFIELD				
LAP	LAP TIME	DIFF	MPH	TIME OF DAY
1 -	1:57.722	3.195	74.41	12:18:07.297
2 -	1:54.527 (1)		76.48	12:20:01.824
3 -	1:55.863 (3)	1.336	75.60	12:21:57.687
4 -	1:55.569 (2)	1.042	75.79	12:23:53.256

P25 33 LUMLEY / WHITNALL				
LAP	LAP TIME	DIFF	MPH	TIME OF DAY
1 -	1:54.987 (1)		76.18	12:18:00.510
2 -	1:55.715 (2)	0.728	75.70	12:19:56.225

P26 129 STARK / GASSON				
LAP	LAP TIME	DIFF	MPH	TIME OF DAY
1 -	2:09.670	13.466	67.55	12:18:40.666
2 -	2:02.713	6.509	71.38	12:20:43.379
3 -	1:59.143 (2)	2.939	73.52	12:22:42.522
4 -	2:03.813	7.609	70.75	12:24:46.335
5 -	2:00.766 (3)	4.562	72.53	12:26:47.101
6 -	1:56.204 (1)		75.38	12:28:43.305

Weather / Track : Cloudy / Dry

Brands Hatch GP

Circuit Length = 2.4332 miles

Start: 12:14 Flag 12:27 End: 12:29

BMCRC-MRO Championships 2013 - Brands Hatch GP

RKB/BMCRC F1 & F2 Sidecars

QUALIFYING - LAP ANALYSIS

DIFF = Difference To Personal Best Lap

P27 110 LAWRENCE / BOURNE				
LAP	LAP TIME	DIFF	MPH	TIME OF DAY
1 -	2:19.227 (3)	3.984	62.91	12:18:52.205
2 -	2:21.340	6.097	61.97	12:21:13.545
3 -	2:22.581	7.338	61.43	12:23:36.126
4 -	2:15.716 (2)	0.473	64.54	12:25:51.842
5 -	2:15.243 (1)		64.77	12:28:07.085

P28 19 MacBRIDE / BROWN				
LAP	LAP TIME	DIFF	MPH	TIME OF DAY
1 -	2:31.495 (3)	10.367	57.82	12:19:09.150
2 -	2:22.244 (2)	1.116	61.58	12:21:31.394
3 -	2:21.128 (1)		62.07	12:23:52.522

BMCRC-MRO Championships 2013 - Brands Hatch GP

RKB/BMCRC F1 & F2 Sidecars

RACE 9 - CLASSIFICATION

POS	NO	CL	PIC NAME	ENTRY	LAPS	TIME	GAP	DIFF	MPH	BEST	ON
1	57	F1	1 BROWN / ANDERSON	Honda LCR -	6	9:40.926			90.47	1:35.233	2
2	100	F1	2 STEVENS / CHARLWOOD	Yamaha LCR -	6	10:04.137	23.211	23.211	86.99	1:35.192	4
3	111	F1	3 CABLE / PAWSEY	Yamaha LCR - Medway Office Interiors	6	10:25.809	44.883	21.672	83.98	1:40.941	4
4	46	F1	4 BLEACKLEY / RANSLEY	Yamaha Windle - PD Racing	6	10:27.147	46.221	1.338	83.80	1:42.269	6
5	4	F2	1 LOCKEY / CAPEWELL	Honda Ireson - Real Racing	6	10:29.941	49.015	2.794	83.43	1:42.111	5
6	25	F1	5 MacLAURIN / HOPE	Yamaha LCR -	6	10:34.880	53.954	4.939	82.78	1:44.510	5
7	99	F2	2 WALLIS / WAREHAM	Suzuki LCR -	6	10:35.041	54.115	0.161	82.76	1:43.579	4
8	11	F2	3 NICHOLLS / SKINNER	Kawasaki Lumley - Certain Exhibitions	6	10:41.511	1:00.585	6.470	81.93	1:45.249	5
9	8	F2	4 ILARIA / SAUNDERS	Suzuki Windle - Powerhouse	6	10:42.213	1:01.287	0.702	81.84	1:45.176	6
10	88	F2	5 LONGMORE / LONGMORE	Honda DMR -	6	10:43.603	1:02.677	1.390	81.66	1:45.565	5
11	48	F1	6 RYDER / HUGHES	Suzuki LCR - SRO	6	10:47.150	1:06.224	3.547	81.21	1:40.500	5
12	95	F2	6 REMNANT / McLAVERTY	Kawasaki Lumley -	6	10:52.865	1:11.939	5.715	80.50	1:46.192	5
13	69	F1	7 CROFT / NICHOLAS	Yamaha RCN -	6	10:57.180	1:16.254	4.315	79.97	1:46.329	4
14	92	F1	8 HILDIGE / DEELEY	Suzuki Windle - Les King	6	10:57.885	1:16.959	0.705	79.89	1:47.207	3
15	14	F2	7 CHRISTIE / CHRISTIE	Honda - Ryedale Pools	6	10:59.321	1:18.395	1.436	79.71	1:46.948	5
16	45	F2	8 PETTMAN / SNASHALL	Yamaha Windle -	6	11:05.995	1:25.069	6.674	78.91	1:48.404	5
17	172	F2	9 DEMOTT / JONES	Suzuki Baker -	6	11:13.206	1:32.280	7.211	78.07	1:50.030	2
18	30	F1	9 JAMES / JAMES	Suzuki LCR -	6	11:24.294	1:43.368	11.088	76.80	1:50.891	6
19	33	F2	10 LUMLEY / WHITNALL	Kawasaki Lumley - Lumley Eng	6	11:25.093	1:44.167	0.799	76.71	1:50.945	6
20	17	F2	11 WHITEMAN / SCHOFIELD	Suzuki Windle - Wicked eliquid	6	11:26.622	1:45.696	1.529	76.54	1:51.333	6
21	55	F2	12 COLE / CONN	Honda MR Equipe -	6	11:28.862	1:47.936	2.240	76.29	1:52.023	2
22	113	F2	13 DIX / PARKER	Yamaha Baker -	5	9:42.765	1 Lap	1 Lap	75.15	1:50.124	5
23	129	F2	14 STARK / GASSON	Suzuki Windle -	5	10:02.384	1 Lap	19.619	72.70	1:57.173	4
24	118	F2	15 BICKNELL / LEWINGTON	Suzuki MR Equipe -	5	10:29.491	1 Lap	27.107	69.57	2:00.658	5
25	110	F1	10 LAWRENCE / BOURNE	Yamaha LCR -	5	11:02.758	1 Lap	33.267	66.08	2:07.960	5
26	19	F1	11 MacBRIDE / BROWN	Suzuki LCR -	4	10:26.390	2 Laps	1 Lap	55.93	2:27.240	4

NOT CLASSIFIED

DNF	77	F1	REEVES / REEVES	Suzuki LCR -	5	7:46.247	1 Lap	0.000	93.93	1:31.557	2
DNF	13	F1	RESTALL / NICHOLSON	Yamaha RCN -	1	2:06.016	5 Laps	4 Laps	69.51	2:06.016	1

FASTEST LAP

	77	F1	REEVES / REEVES	Suzuki LCR -	2	1:31.557		95.67 mph		153.97 kph	
	4	F2	LOCKEY / CAPEWELL	Honda Ireson - Real Racing	5	1:42.111		85.78 mph		138.06 kph	

Brands Hatch GP

Circuit Length = 2.4332 miles

Start: 15:07 Flag 15:16 End: 15:18

Weather / Track : Cloudy / Dry

These results are provisional until the conclusion of any judicial and technical matters.

Clerk Of Course :	Timekeeper :
-------------------	--------------

Results can be found at www.tsl-timing.com

Printed - 15:22 Saturday, 17 August 2013



BMCRC-MRO Championships 2013 - Brands Hatch GP

RKB/BMCRC F1 & F2 Sidecars

RACE 9 - LAP CHART

LAP 1		
NO	BEHIND	LAP TIME

77		1:37.377
57	3.566	1:40.943
25	11.626	1:49.003
4	13.893	1:51.270
46	14.554	1:51.931
99	15.365	1:52.742
111	15.578	1:52.955
88	16.040	1:53.417
11	16.580	1:53.957
8	17.478	1:54.855
92	19.202	1:56.579
95	19.676	1:57.053
48	20.308	1:57.685
14	20.842	1:58.219
69	22.306	1:59.683
172	22.368	1:59.745
45	23.457	2:00.834
100	24.122	2:01.499
30	24.553	2:01.930
55	25.823	2:03.200
33	26.449	2:03.826
17	26.763	2:04.140
13	28.639	2:06.016
129	31.072	2:08.449
113	36.290	2:13.667
118	39.868	2:17.245
110	41.570	2:18.947
19	1:14.342	2:51.719

LAP 2		
NO	BEHIND	LAP TIME

77		1:31.557
57	7.242	1:35.233
25	25.189	1:45.120
46	27.028	1:44.031
111	27.261	1:43.240
4	28.042	1:45.706
99	28.758	1:44.950
100	30.442	1:37.877
11	30.672	1:45.649
88	31.533	1:47.050
8	31.812	1:45.891
48	34.870	1:46.119
92	34.888	1:47.243
95	36.103	1:47.984
14	37.247	1:47.962
69	38.688	1:47.939
172	40.841	1:50.030
45	41.216	1:49.316
30	45.446	1:52.450
55	46.289	1:52.023
33	47.439	1:52.547
17	47.770	1:52.564
129	58.789	1:59.274
113	59.289	1:54.556
118	1:14.975	2:06.664
110	1:22.898	2:12.885

LAP 3		
NO	BEHIND	LAP TIME

77		1:31.722
----	--	----------

57	10.826	1:35.306
100	35.156	1:36.436
111	38.377	1:42.838
46	39.321	1:44.015
25	39.341	1:45.874
4	40.711	1:44.391
99	41.663	1:44.627
11	44.499	1:45.549
8	45.820	1:45.730
88	46.086	1:46.275
48	46.181	1:43.033
19	1 Lap	2:35.912
92	50.373	1:47.207
95	51.654	1:47.273
14	53.733	1:48.208
69	54.939	1:47.973
45	58.579	1:49.085
172	1:00.529	1:51.410
30	1:06.568	1:52.844
55	1:07.121	1:52.554
33	1:09.389	1:53.672
17	1:10.265	1:54.217
113	1:20.741	1:53.174
129	1:25.585	1:58.518

LAP 4		
NO	BEHIND	LAP TIME

77		1:32.590
118	1 Lap	2:03.572
57	14.360	1:36.124
110	1 Lap	2:12.423
100	37.758	1:35.192
111	46.728	1:40.941
46	49.138	1:42.407
4	51.837	1:43.716
25	51.929	1:45.178
99	52.652	1:43.579
48	56.530	1:42.939
11	57.358	1:45.449
8	58.418	1:45.188
88	59.166	1:45.670
92	1:05.710	1:47.927
95	1:07.150	1:48.086
14	1:08.613	1:47.470
69	1:08.678	1:46.329
45	1:15.789	1:49.800
172	1:19.039	1:51.100
30	1:28.039	1:54.061
55	1:28.680	1:54.149
33	1:29.354	1:52.555
17	1:29.712	1:52.037

LAP 5		
NO	BEHIND	LAP TIME

77		1:33.001
113	1 Lap	1:51.244
19	2 Laps	2:31.519
57	16.594	1:35.235
129	1 Lap	1:57.173
100	40.068	1:35.311
118	1 Lap	2:01.352
111	56.731	1:43.004
46	58.631	1:42.494
4	1:00.947	1:42.111

25	1:03.438	1:44.510
99	1:03.521	1:43.870
48	1:04.029	1:40.500
110	1 Lap	2:10.543
11	1:09.606	1:45.249
8	1:10.790	1:45.373
88	1:11.730	1:45.565
92	1:20.193	1:47.484
95	1:20.341	1:46.192
69	1:22.504	1:46.827
14	1:22.560	1:46.948
45	1:31.192	1:48.404
172	1:36.455	1:50.417
30	1:47.156	1:52.118
33	1:47.901	1:51.548
55	1:48.642	1:52.963
17	1:49.042	1:52.331

LAP 6		
NO	BEHIND	LAP TIME

57		1:38.085
113	1 Lap	1:50.124
129	1 Lap	1:58.970
100	23.211	1:37.822
111	44.883	1:42.831
19	2 Laps	2:27.240
46	46.221	1:42.269
118	1 Lap	2:00.658
4	49.015	1:42.747
25	53.954	1:45.195
99	54.115	1:45.273
11	1:00.585	1:45.658
8	1:01.287	1:45.176
88	1:02.677	1:45.626
48	1:06.224	1:56.874
95	1:11.939	1:46.277
69	1:16.254	1:48.429
92	1:16.959	1:51.445
14	1:18.395	1:50.514
110	1 Lap	2:07.960
45	1:25.069	1:48.556
172	1:32.280	1:50.504
30	1:43.368	1:50.891
33	1:44.167	1:50.945
17	1:45.696	1:51.333
55	1:47.936	1:53.973

Weather / Track : Cloudy / Dry

Results can be found at www.tsl-timing.com

Brands Hatch GP
Circuit Length = 2.4332 miles
Start: 15:07 Flag 15:16 End: 15:18

Printed - 15:23 Saturday, 17 August 2013

BMCRC-MRO Championships 2013 - Brands Hatch GP

RKB/BMCRC F1 & F2 Sidecars

RACE 9 - LAP ANALYSIS

DIFF = Difference To Personal Best Lap

P1 57 BROWN / ANDERSON				
LAP	LAP TIME	DIFF	MPH	TIME OF DAY
1 -	1:40.943	5.710	86.77	15:08:56.542
2 -	1:35.233 (1)		91.98	15:10:31.775
3 -	1:35.306 (3)	0.073	91.91	15:12:07.081
4 -	1:36.124	0.891	91.13	15:13:43.205
5 -	1:35.235 (2)	0.002	91.98	15:15:18.440
6 -	1:38.085	2.852	89.30	15:16:56.525

P2 100 STEVENS / CHARLWOOD				
LAP	LAP TIME	DIFF	MPH	TIME OF DAY
1 -	2:01.499	26.307	72.09	15:09:17.098
2 -	1:37.877	2.685	89.49	15:10:54.975
3 -	1:36.436 (3)	1.244	90.83	15:12:31.411
4 -	1:35.192 (1)		92.02	15:14:06.603
5 -	1:35.311 (2)	0.119	91.90	15:15:41.914
6 -	1:37.822	2.630	89.54	15:17:19.736

P3 111 CABLE / PAWSEY				
LAP	LAP TIME	DIFF	MPH	TIME OF DAY
1 -	1:52.955	12.014	77.55	15:09:08.554
2 -	1:43.240	2.299	84.84	15:10:51.794
3 -	1:42.838 (3)	1.897	85.18	15:12:34.632
4 -	1:40.941 (1)		86.78	15:14:15.573
5 -	1:43.004	2.063	85.04	15:15:58.577
6 -	1:42.831 (2)	1.890	85.18	15:17:41.408

P4 46 BLEACKLEY / RANSLEY				
LAP	LAP TIME	DIFF	MPH	TIME OF DAY
1 -	1:51.931	9.662	78.26	15:09:07.530
2 -	1:44.031	1.762	84.20	15:10:51.561
3 -	1:44.015	1.746	84.21	15:12:35.576
4 -	1:42.407 (2)	0.138	85.53	15:14:17.983
5 -	1:42.494 (3)	0.225	85.46	15:16:00.477
6 -	1:42.269 (1)		85.65	15:17:42.746

P5 4 LOCKEY / CAPEWELL				
LAP	LAP TIME	DIFF	MPH	TIME OF DAY
1 -	1:51.270	9.159	78.72	15:09:06.869
2 -	1:45.706	3.595	82.86	15:10:52.575
3 -	1:44.391	2.280	83.91	15:12:36.966
4 -	1:43.716 (3)	1.605	84.45	15:14:20.682
5 -	1:42.111 (1)		85.78	15:16:02.793
6 -	1:42.747 (2)	0.636	85.25	15:17:45.540

P6 25 MacLAURIN / HOPE				
LAP	LAP TIME	DIFF	MPH	TIME OF DAY
1 -	1:49.003	4.493	80.36	15:09:04.602
2 -	1:45.120 (2)	0.610	83.33	15:10:49.722
3 -	1:45.874	1.364	82.73	15:12:35.596
4 -	1:45.178 (3)	0.668	83.28	15:14:20.774
5 -	1:44.510 (1)		83.81	15:16:05.284
6 -	1:45.195	0.685	83.27	15:17:50.479

P7 99 WALLIS / WAREHAM				
LAP	LAP TIME	DIFF	MPH	TIME OF DAY
1 -	1:52.742	9.163	77.69	15:09:08.341
2 -	1:44.950	1.371	83.46	15:10:53.291

DIFF = Difference To Personal Best Lap

3 -	1:44.627 (3)	1.048	83.72	15:12:37.918
4 -	1:43.579 (1)		84.57	15:14:21.497
5 -	1:43.870 (2)	0.291	84.33	15:16:05.367
6 -	1:45.273	1.694	83.21	15:17:50.640

P8 11 NICHOLLS / SKINNER				
LAP	LAP TIME	DIFF	MPH	TIME OF DAY
1 -	1:53.957	8.708	76.86	15:09:09.556
2 -	1:45.649	0.400	82.91	15:10:55.205
3 -	1:45.549 (3)	0.300	82.99	15:12:40.754
4 -	1:45.449 (2)	0.200	83.07	15:14:26.203
5 -	1:45.249 (1)		83.22	15:16:11.452
6 -	1:45.658	0.409	82.90	15:17:57.110

P9 8 ILARIA / SAUNDERS				
LAP	LAP TIME	DIFF	MPH	TIME OF DAY
1 -	1:54.855	9.679	76.26	15:09:10.454
2 -	1:45.891	0.715	82.72	15:10:56.345
3 -	1:45.730	0.554	82.85	15:12:42.075
4 -	1:45.188 (2)	0.012	83.27	15:14:27.263
5 -	1:45.373 (3)	0.197	83.13	15:16:12.636
6 -	1:45.176 (1)		83.28	15:17:57.812

P10 88 LONGMORE / LONGMORE				
LAP	LAP TIME	DIFF	MPH	TIME OF DAY
1 -	1:53.417	7.852	77.23	15:09:09.016
2 -	1:47.050	1.485	81.82	15:10:56.066
3 -	1:46.275	0.710	82.42	15:12:42.341
4 -	1:45.670 (3)	0.105	82.89	15:14:28.011
5 -	1:45.565 (1)		82.98	15:16:13.576
6 -	1:45.626 (2)	0.061	82.93	15:17:59.202

P11 48 RYDER / HUGHES				
LAP	LAP TIME	DIFF	MPH	TIME OF DAY
1 -	1:57.685	17.185	74.43	15:09:13.284
2 -	1:46.119	5.619	82.54	15:10:59.403
3 -	1:43.033 (3)	2.533	85.01	15:12:42.436
4 -	1:42.939 (2)	2.439	85.09	15:14:25.375
5 -	1:40.500 (1)		87.16	15:16:05.875
6 -	1:56.874	16.374	74.95	15:18:02.749

P12 95 REMNANT / McLAVERY				
LAP	LAP TIME	DIFF	MPH	TIME OF DAY
1 -	1:57.053	10.861	74.83	15:09:12.652
2 -	1:47.984	1.792	81.12	15:11:00.636
3 -	1:47.273 (3)	1.081	81.65	15:12:47.909
4 -	1:48.086	1.894	81.04	15:14:35.995
5 -	1:46.192 (1)		82.49	15:16:22.187
6 -	1:46.277 (2)	0.085	82.42	15:18:08.464

P13 69 CROFT / NICHOLAS				
LAP	LAP TIME	DIFF	MPH	TIME OF DAY
1 -	1:59.683	13.354	73.19	15:09:15.282
2 -	1:47.939 (3)	1.610	81.15	15:11:03.221
3 -	1:47.973	1.644	81.12	15:12:51.194
4 -	1:46.329 (1)		82.38	15:14:37.523
5 -	1:46.827 (2)	0.498	82.00	15:16:24.350
6 -	1:48.429	2.100	80.78	15:18:12.779

Weather / Track : Cloudy / Dry

Brands Hatch GP

Circuit Length = 2.4332 miles

Start: 15:07 Flag 15:16 End: 15:18

BMCR-C MRO Championships 2013 - Brands Hatch GP

RKB/BMCR F1 & F2 Sidecars

RACE 9 - LAP ANALYSIS

DIFF = Difference To Personal Best Lap

P14 92 HILDIGE / DEELEY				
LAP	LAP TIME	DIFF	MPH	TIME OF DAY
1 -	1:56.579	9.372	75.14	15:09:12.178
2 -	1:47.243 (2)	0.036	81.68	15:10:59.421
3 -	1:47.207 (1)		81.70	15:12:46.628
4 -	1:47.927	0.720	81.16	15:14:34.555
5 -	1:47.484 (3)	0.277	81.49	15:16:22.039
6 -	1:51.445	4.238	78.60	15:18:13.484

P15 14 CHRISTIE / CHRISTIE				
LAP	LAP TIME	DIFF	MPH	TIME OF DAY
1 -	1:58.219	11.271	74.09	15:09:13.818
2 -	1:47.962 (3)	1.014	81.13	15:11:01.780
3 -	1:48.208	1.260	80.95	15:12:49.988
4 -	1:47.470 (2)	0.522	81.50	15:14:37.458
5 -	1:46.948 (1)		81.90	15:16:24.406
6 -	1:50.514	3.566	79.26	15:18:14.920

P16 45 PETTMAN / SNASHALL				
LAP	LAP TIME	DIFF	MPH	TIME OF DAY
1 -	2:00.834	12.430	72.49	15:09:16.433
2 -	1:49.316	0.912	80.13	15:11:05.749
3 -	1:49.085 (3)	0.681	80.30	15:12:54.834
4 -	1:49.800	1.396	79.77	15:14:44.634
5 -	1:48.404 (1)		80.80	15:16:33.038
6 -	1:48.556 (2)	0.152	80.69	15:18:21.594

P17 172 DEMOTT / JONES				
LAP	LAP TIME	DIFF	MPH	TIME OF DAY
1 -	1:59.745	9.715	73.15	15:09:15.344
2 -	1:50.030 (1)		79.61	15:11:05.374
3 -	1:51.410	1.380	78.62	15:12:56.784
4 -	1:51.100	1.070	78.84	15:14:47.884
5 -	1:50.417 (2)	0.387	79.33	15:16:38.301
6 -	1:50.504 (3)	0.474	79.27	15:18:28.805

P18 30 JAMES / JAMES				
LAP	LAP TIME	DIFF	MPH	TIME OF DAY
1 -	2:01.930	11.039	71.84	15:09:17.529
2 -	1:52.450 (3)	1.559	77.89	15:11:09.979
3 -	1:52.844	1.953	77.62	15:13:02.823
4 -	1:54.061	3.170	76.79	15:14:56.884
5 -	1:52.118 (2)	1.227	78.13	15:16:49.002
6 -	1:50.891 (1)		78.99	15:18:39.893

P19 33 LUMLEY / WHITNALL				
LAP	LAP TIME	DIFF	MPH	TIME OF DAY
1 -	2:03.826	12.881	70.74	15:09:19.425
2 -	1:52.547 (3)	1.602	77.83	15:11:11.972
3 -	1:53.672	2.727	77.06	15:13:05.644
4 -	1:52.555	1.610	77.82	15:14:58.199
5 -	1:51.548 (2)	0.603	78.52	15:16:49.747
6 -	1:50.945 (1)		78.95	15:18:40.692

P20 17 WHITEMAN / SCHOFIELD				
LAP	LAP TIME	DIFF	MPH	TIME OF DAY
1 -	2:04.140	12.807	70.56	15:09:19.739
2 -	1:52.564	1.231	77.82	15:11:12.303

DIFF = Difference To Personal Best Lap

3 -	1:54.217	2.884	76.69	15:13:06.520
4 -	1:52.037 (2)	0.704	78.18	15:14:58.557
5 -	1:52.331 (3)	0.998	77.98	15:16:50.888
6 -	1:51.333 (1)		78.68	15:18:42.221

P21 55 COLE / CONN				
LAP	LAP TIME	DIFF	MPH	TIME OF DAY
1 -	2:03.200	11.177	71.10	15:09:18.799
2 -	1:52.023 (1)		78.19	15:11:10.822
3 -	1:52.554 (2)	0.531	77.82	15:13:03.376
4 -	1:54.149	2.126	76.74	15:14:57.525
5 -	1:52.963 (3)	0.940	77.54	15:16:50.488
6 -	1:53.973	1.950	76.85	15:18:44.461

P22 113 DIX / PARKER				
LAP	LAP TIME	DIFF	MPH	TIME OF DAY
1 -	2:13.667	23.543	65.53	15:09:29.266
2 -	1:54.556	4.432	76.46	15:11:23.822
3 -	1:53.174 (3)	3.050	77.40	15:13:16.996
4 -	1:51.244 (2)	1.120	78.74	15:15:08.240
5 -	1:50.124 (1)		79.54	15:16:58.364

P23 129 STARK / GASSON				
LAP	LAP TIME	DIFF	MPH	TIME OF DAY
1 -	2:08.449	11.276	68.19	15:09:24.048
2 -	1:59.274	2.101	73.44	15:11:23.322
3 -	1:58.518 (2)	1.345	73.91	15:13:21.840
4 -	1:57.173 (1)		74.75	15:15:19.013
5 -	1:58.970 (3)	1.797	73.63	15:17:17.983

P24 118 BICKNELL / LEWINGTON				
LAP	LAP TIME	DIFF	MPH	TIME OF DAY
1 -	2:17.245	16.587	63.82	15:09:32.844
2 -	2:06.664	6.006	69.15	15:11:39.508
3 -	2:03.572 (3)	2.914	70.88	15:13:43.080
4 -	2:01.352 (2)	0.694	72.18	15:15:44.432
5 -	2:00.658 (1)		72.60	15:17:45.090

P25 110 LAWRENCE / BOURNE				
LAP	LAP TIME	DIFF	MPH	TIME OF DAY
1 -	2:18.947	10.987	63.04	15:09:34.546
2 -	2:12.885	4.925	65.92	15:11:47.431
3 -	2:12.423 (3)	4.463	66.15	15:13:59.854
4 -	2:10.543 (2)	2.583	67.10	15:16:10.397
5 -	2:07.960 (1)		68.45	15:18:18.357

P26 19 MacBRIDE / BROWN				
LAP	LAP TIME	DIFF	MPH	TIME OF DAY
1 -	2:51.719	24.479	51.01	15:10:07.318
2 -	2:35.912 (3)	8.672	56.18	15:12:43.230
3 -	2:31.519 (2)	4.279	57.81	15:15:14.749
4 -	2:27.240 (1)		59.49	15:17:41.989

P27 77 REEVES / REEVES				
LAP	LAP TIME	DIFF	MPH	TIME OF DAY
1 -	1:37.377	5.820	89.95	15:08:52.976
2 -	1:31.557 (1)		95.67	15:10:24.533
3 -	1:31.722 (2)	0.165	95.50	15:11:56.255

Weather / Track : Cloudy / Dry

Brands Hatch GP

Circuit Length = 2.4332 miles

Start: 15:07 Flag 15:16 End: 15:18

BMCRC-MRO Championships 2013 - Brands Hatch GP

RKB/BMCRC F1 & F2 Sidecars

RACE 9 - LAP ANALYSIS

DIFF = Difference To Personal Best Lap


4 -	1:32.590 (3)	1.033	94.60	15:13:28.845
5 -	1:33.001	1.444	94.19	15:15:01.846

P28	13 RESTALL / NICHOLSON			
LAP	LAP TIME	DIFF	MPH	TIME OF DAY
1 -	2:06.016 (1)		69.51	15:09:21.615

BMCRC-MRO Championships 2013 - Brands Hatch GP

RKB/BMCRC F1 & F2 Sidecars

RACE 19 - GRID

ROW 14	28	13 RESTALL / NICHOLSON	27	77 REEVES / REEVES
ROW 13	26	19 MacBRIDE / BROWN	25	110 LAWRENCE / BOURNE
ROW 12	24	118 BICKNELL / LEWINGTON	23	129 STARK / GASSON
ROW 11	22	113 DIX / PARKER	21	55 COLE / CONN
ROW 10	20	17 WHITEMAN / SCHOFIELD	19	33 LUMLEY / WHITNALL
ROW 9	18	30 JAMES / JAMES	17	172 DEMOTT / JONES
ROW 8	16	45 PETTMAN / SNASHALL	15	14 CHRISTIE / CHRISTIE
ROW 7	14	92 HILDIGE / DEELEY	13	69 CROFT / NICHOLAS
ROW 6	12	95 REMNANT / McLAVERTY	11	48 RYDER / HUGHES
ROW 5	10	88 LONGMORE / LONGMORE	9	8 ILARIA / SAUNDERS
ROW 4	8	11 NICHOLLS / SKINNER	7	99 WALLIS / WAREHAM
ROW 3	6	25 MacLAURIN / HOPE	5	4 LOCKEY / CAPEWELL
ROW 2	4	46 BLEACKLEY / RANSLEY	3	111 CABLE / PAWSEY
ROW 1	2	100 STEVENS / CHARLWOOD	1	57 BROWN / ANDERSON
Pole				
				

Brands Hatch GP
Circuit Length = 2.4332 miles

These results are provisional until the conclusion of any judicial and technical matters.

Clerk Of Course :	Timekeeper :
-------------------	--------------

Results can be found at www.tsl-timing.com

Printed - 15:24 Saturday, 17 August 2013



BMCRC-MRO Championships 2013 - Brands Hatch GP

RKB/BMCRC F1 & F2 Sidecars

RACE 19 - CLASSIFICATION

POS	NO	CL	PIC NAME	ENTRY	LAPS	TIME	GAP	DIFF	MPH	BEST	ON
1	77	F1	1 REEVES / REEVES	Suzuki LCR -	5	7:56.036			92.00	1:31.414	2
2	100	F1	2 STEVENS / CHARLWOOD	Yamaha LCR -	5	8:02.976	6.940	6.940	90.68	1:34.487	2
3	57	F1	3 BROWN / ANDERSON	Honda LCR -	5	8:03.469	7.433	0.493	90.59	1:34.979	4
4	16	F1	4 BYGRAVE / BRIGGS	Suzuki LCR -	5	8:25.516	29.480	22.047	86.64	1:36.921	3
5	111	F1	5 CABLE / PAWSEY	Yamaha LCR - Medway Office Interiors	5	8:26.969	30.933	1.453	86.39	1:39.602	4
6	25	F1	6 MacLAURIN / HOPE	Yamaha LCR -	5	8:38.598	42.562	11.629	84.45	1:40.812	5
7	46	F1	7 BLEACKLEY / RANSLEY	Yamaha Windle - PD Racing	5	8:42.333	46.297	3.735	83.85	1:42.463	5
8	48	F1	8 RYDER / HUGHES	Suzuki LCR - SRO	5	8:42.441	46.405	0.108	83.83	1:41.578	5
9	4	F2	1 LOCKEY / CAPEWELL	Honda Ireson - Real Racing	5	8:43.447	47.411	1.006	83.67	1:41.778	5
10	99	F2	2 WALLIS / WAREHAM	Suzuki LCR -	5	8:47.465	51.429	4.018	83.03	1:43.681	4
11	11	F2	3 NICHOLLS / SKINNER	Kawasaki Lumley - Certain Exhibitions	5	8:55.254	59.218	7.789	81.82	1:45.172	4
12	95	F2	4 REMNANT / McLAVERY	Kawasaki Lumley -	5	9:01.420	1:05.384	6.166	80.89	1:46.540	2
13	8	F2	5 ILARIA / SAUNDERS	Suzuki Windle - Powerhouse	5	9:03.832	1:07.796	2.412	80.53	1:45.066	5
14	88	F2	6 LONGMORE / LONGMORE	Honda DMR -	5	9:04.280	1:08.244	0.448	80.47	1:46.026	2
15	69	F1	9 CROFT / NICHOLAS	Yamaha RCN -	5	9:06.360	1:10.324	2.080	80.16	1:45.649	5
16	14	F2	7 CHRISTIE / CHRISTIE	Honda - Ryedale Pools	5	9:06.488	1:10.452	0.128	80.14	1:46.909	2
17	92	F1	10 HILDIGE / DEELEY	Suzuki Windle - Les King	5	9:14.082	1:18.046	7.594	79.04	1:47.519	2
18	113	F2	8 DIX / PARKER	Yamaha Baker -	5	9:17.938	1:21.902	3.856	78.50	1:47.352	5
19	172	F2	9 DEMOTT / JONES	Suzuki Baker -	5	9:19.111	1:23.075	1.173	78.33	1:49.800	3
20	45	F2	10 PETTMAN / SNASHALL	Yamaha Windle -	5	9:23.317	1:27.281	4.206	77.75	1:49.895	2
21	17	F2	11 WHITEMAN / SCHOFIELD	Suzuki Windle - Wicked eliquid	5	9:29.973	1:33.937	6.656	76.84	1:50.686	4
22	33	F2	12 LUMLEY / WHITNALL	Kawasaki Lumley - Lumley Eng	5	9:30.483	1:34.447	0.510	76.77	1:50.583	2
23	30	F1	11 JAMES / JAMES	Suzuki LCR -	5	9:42.686	1:46.650	12.203	75.16	1:53.153	5
24	55	F2	13 COLE / CONN	Honda MR Equipe -	5	9:43.873	1:47.837	1.187	75.01	1:53.467	5
25	129	F2	14 STARK / GASSON	Suzuki Windle -	5	9:44.928	1:48.892	1.055	74.87	1:53.411	5
26	118	F2	15 BICKNELL / LEWINGTON	Suzuki MR Equipe -	4	8:04.281	1 Lap	1 Lap	72.35	1:57.299	2
27	110	F1	12 LAWRENCE / BOURNE	Yamaha LCR -	4	8:42.919	1 Lap	38.638	67.00	2:07.171	4
28	19	F1	13 MacBRIDE / BROWN	Suzuki LCR -	4	10:04.786	1 Lap	1:21.867	57.93	2:27.971	4

FASTEST LAP

77	F1	REEVES / REEVES	Suzuki LCR -	2	1:31.414	95.82 mph	154.21 kph
4	F2	LOCKEY / CAPEWELL	Honda Ireson - Real Racing	5	1:41.778	86.06 mph	138.51 kph

Weather / Track : Cloudy / Dry

These results are provisional until the conclusion of any judicial and technical matters.

Brands Hatch GP

Circuit Length = 2.4332 miles

Start: 17:59 Flag 18:07 End: 18:09

Clerk Of Course :

Timekeeper :

Results can be found at www.tsl-timing.com

Printed - 18:10 Saturday, 17 August 2013



BMCRC-MRO Championships 2013 - Brands Hatch GP

RKB/BMCRC F1 & F2 Sidecars

RACE 19 - LAP CHART

LAP 1		
NO	BEHIND	LAP TIME

57		1:40.812
100	1.353	1:42.165
77	4.556	1:45.368
111	5.864	1:46.676
46	9.373	1:50.185
4	10.290	1:51.102
25	10.729	1:51.541
99	10.977	1:51.789
95	12.062	1:52.874
48	12.344	1:53.156
11	12.433	1:53.245
16	12.508	1:53.320
14	14.160	1:54.972
8	15.018	1:55.830
88	15.692	1:56.504
92	16.436	1:57.248
69	18.211	1:59.023
172	18.304	1:59.116
45	19.238	2:00.050
33	20.055	2:00.867
113	21.215	2:02.027
30	23.825	2:04.637
17	24.049	2:04.861
55	25.393	2:06.205
129	26.173	2:06.985
118	27.406	2:08.218
110	37.821	2:18.633
19	56.528	2:37.340

LAP 3		
NO	BEHIND	LAP TIME

77		1:34.473
100	1.003	1:35.606
57	1.592	1:36.325
19	1 Lap	2:29.490
111	15.751	1:39.746
16	17.852	1:36.921
25	25.078	1:41.852
46	25.831	1:43.451
4	26.351	1:42.368
48	27.036	1:42.145
99	28.590	1:43.836
11	32.972	1:45.343
95	35.543	1:47.384
88	39.292	1:48.017
14	39.391	1:48.765
8	39.539	1:47.323
69	41.531	1:47.915
92	41.861	1:48.349
172	47.573	1:49.800
113	49.915	1:49.558
45	50.113	1:51.423
33	52.128	1:51.933
17	56.215	1:51.638
30	1:03.960	1:53.989
55	1:05.180	1:54.553
129	1:06.752	1:54.653
118	1:13.502	1:59.240

100	6.940	1:35.876
57	7.433	1:35.643
118	1 Lap	1:59.524
16	29.480	1:38.483
111	30.933	1:40.361
25	42.562	1:40.812
46	46.297	1:42.463
48	46.405	1:41.578
110	1 Lap	2:07.171
4	47.411	1:41.778
99	51.429	1:43.939
11	59.218	1:45.855
95	1:05.384	1:47.751
8	1:07.796	1:45.066
88	1:08.244	1:46.308
69	1:10.324	1:45.649
14	1:10.452	1:47.008
92	1:18.046	1:49.634
113	1:21.902	1:47.352
172	1:23.075	1:49.872
45	1:27.281	1:50.925
17	1:33.937	1:51.817
33	1:34.447	1:53.881
30	1:46.650	1:53.153
55	1:47.837	1:53.467
129	1:48.892	1:53.411
19	1 Lap	2:27.971

LAP 4		
NO	BEHIND	LAP TIME

77		1:32.780
100	3.065	1:34.842
57	3.791	1:34.979
110	1 Lap	2:07.892
111	22.573	1:39.602
16	22.998	1:37.926
25	33.751	1:41.453
46	35.835	1:42.784
48	36.828	1:42.572
4	37.634	1:44.063
99	39.491	1:43.681
11	45.364	1:45.172
95	49.634	1:46.871
88	53.937	1:47.425
8	54.731	1:47.972
14	55.445	1:48.834
69	56.676	1:47.925
92	1:00.413	1:51.332
172	1:05.204	1:50.411
113	1:06.551	1:49.416
45	1:08.357	1:51.024
33	1:12.567	1:53.219
19	1 Lap	2:29.985
17	1:14.121	1:50.686
30	1:25.498	1:54.318
55	1:26.371	1:53.971
129	1:27.482	1:53.510

LAP 5		
NO	BEHIND	LAP TIME

77		1:32.001
----	--	----------

Weather / Track : Cloudy / Dry

Results can be found at www.tsl-timing.com

Brands Hatch GP
Circuit Length = 2.4332 miles
Start: 17:59 Flag 18:07 End: 18:09

Printed - 18:10 Saturday, 17 August 2013

BMCRC-MRO Championships 2013 - Brands Hatch GP

RKB/BMCRC F1 & F2 Sidecars

RACE 19 - LAP ANALYSIS

DIFF = Difference To Personal Best Lap

P1 77 REEVES / REEVES				
LAP	LAP TIME	DIFF	MPH	TIME OF DAY
1 -	1:45.368	13.954	83.13	18:00:55.345
2 -	1:31.414 (1)		95.82	18:02:26.759
3 -	1:34.473	3.059	92.72	18:04:01.232
4 -	1:32.780 (3)	1.366	94.41	18:05:34.012
5 -	1:32.001 (2)	0.587	95.21	18:07:06.013

P2 100 STEVENS / CHARLWOOD				
LAP	LAP TIME	DIFF	MPH	TIME OF DAY
1 -	1:42.165	7.678	85.74	18:00:52.142
2 -	1:34.487 (1)		92.70	18:02:26.629
3 -	1:35.606 (3)	1.119	91.62	18:04:02.235
4 -	1:34.842 (2)	0.355	92.36	18:05:37.077
5 -	1:35.876	1.389	91.36	18:07:12.953

P3 57 BROWN / ANDERSON				
LAP	LAP TIME	DIFF	MPH	TIME OF DAY
1 -	1:40.812	5.833	86.89	18:00:50.789
2 -	1:35.710 (3)	0.731	91.52	18:02:26.499
3 -	1:36.325	1.346	90.94	18:04:02.824
4 -	1:34.979 (1)		92.22	18:05:37.803
5 -	1:35.643 (2)	0.664	91.58	18:07:13.446

P4 16 BYGRAVE / BRIGGS				
LAP	LAP TIME	DIFF	MPH	TIME OF DAY
1 -	1:53.320	16.399	77.30	18:01:03.297
2 -	1:38.866	1.945	88.60	18:02:42.163
3 -	1:36.921 (1)		90.38	18:04:19.084
4 -	1:37.926 (2)	1.005	89.45	18:05:57.010
5 -	1:38.483 (3)	1.562	88.94	18:07:35.493

P5 111 CABLE / PAWSEY				
LAP	LAP TIME	DIFF	MPH	TIME OF DAY
1 -	1:46.676	7.074	82.11	18:00:56.653
2 -	1:40.584	0.982	87.08	18:02:37.237
3 -	1:39.746 (2)	0.144	87.82	18:04:16.983
4 -	1:39.602 (1)		87.94	18:05:56.585
5 -	1:40.361 (3)	0.759	87.28	18:07:36.946

P6 25 MacLAURIN / HOPE				
LAP	LAP TIME	DIFF	MPH	TIME OF DAY
1 -	1:51.541	10.729	78.53	18:01:01.518
2 -	1:42.940	2.128	85.09	18:02:44.458
3 -	1:41.852 (3)	1.040	86.00	18:04:26.310
4 -	1:41.453 (2)	0.641	86.34	18:06:07.763
5 -	1:40.812 (1)		86.89	18:07:48.575

P7 46 BLEACKLEY / RANSLEY				
LAP	LAP TIME	DIFF	MPH	TIME OF DAY
1 -	1:50.185	7.722	79.50	18:01:00.162
2 -	1:43.450 (3)	0.987	84.67	18:02:43.612
3 -	1:43.451	0.988	84.67	18:04:27.063
4 -	1:42.784 (2)	0.321	85.22	18:06:09.847
5 -	1:42.463 (1)		85.49	18:07:52.310

DIFF = Difference To Personal Best Lap

P8 48 RYDER / HUGHES				
LAP	LAP TIME	DIFF	MPH	TIME OF DAY
1 -	1:53.156	11.578	77.41	18:01:03.133
2 -	1:42.990	1.412	85.05	18:02:46.123
3 -	1:42.145 (2)	0.567	85.75	18:04:28.268
4 -	1:42.572 (3)	0.994	85.40	18:06:10.840
5 -	1:41.578 (1)		86.23	18:07:52.418

P9 4 LOCKEY / CAPEWELL				
LAP	LAP TIME	DIFF	MPH	TIME OF DAY
1 -	1:51.102	9.324	78.84	18:01:01.079
2 -	1:44.136	2.358	84.11	18:02:45.215
3 -	1:42.368 (2)	0.590	85.57	18:04:27.583
4 -	1:44.063 (3)	2.285	84.17	18:06:11.646
5 -	1:41.778 (1)		86.06	18:07:53.424

P10 99 WALLIS / WAREHAM				
LAP	LAP TIME	DIFF	MPH	TIME OF DAY
1 -	1:51.789	8.108	78.36	18:01:01.766
2 -	1:44.220	0.539	84.05	18:02:45.986
3 -	1:43.836 (2)	0.155	84.36	18:04:29.822
4 -	1:43.681 (1)		84.48	18:06:13.503
5 -	1:43.939 (3)	0.258	84.27	18:07:57.442

P11 11 NICHOLLS / SKINNER				
LAP	LAP TIME	DIFF	MPH	TIME OF DAY
1 -	1:53.245	8.073	77.35	18:01:03.222
2 -	1:45.639 (3)	0.467	82.92	18:02:48.861
3 -	1:45.343 (2)	0.171	83.15	18:04:34.204
4 -	1:45.172 (1)		83.29	18:06:19.376
5 -	1:45.855	0.683	82.75	18:08:05.231

P12 95 REMNANT / McLAVERTY				
LAP	LAP TIME	DIFF	MPH	TIME OF DAY
1 -	1:52.874	6.334	77.60	18:01:02.851
2 -	1:46.540 (1)		82.22	18:02:49.391
3 -	1:47.384 (3)	0.844	81.57	18:04:36.775
4 -	1:46.871 (2)	0.331	81.96	18:06:23.646
5 -	1:47.751	1.211	81.29	18:08:11.397

P13 8 ILARIA / SAUNDERS				
LAP	LAP TIME	DIFF	MPH	TIME OF DAY
1 -	1:55.830	10.764	75.62	18:01:05.807
2 -	1:47.641 (3)	2.575	81.38	18:02:53.448
3 -	1:47.323 (2)	2.257	81.62	18:04:40.771
4 -	1:47.972	2.906	81.13	18:06:28.743
5 -	1:45.066 (1)		83.37	18:08:13.809

P14 88 LONGMORE / LONGMORE				
LAP	LAP TIME	DIFF	MPH	TIME OF DAY
1 -	1:56.504	10.478	75.18	18:01:06.481
2 -	1:46.026 (1)		82.61	18:02:52.507
3 -	1:48.017	1.991	81.09	18:04:40.524
4 -	1:47.425 (3)	1.399	81.54	18:06:27.949
5 -	1:46.308 (2)	0.282	82.40	18:08:14.257

Weather / Track : Cloudy / Dry

Brands Hatch GP

Circuit Length = 2.4332 miles

Start: 17:59 Flag 18:07 End: 18:09

BMCRC-MRO Championships 2013 - Brands Hatch GP

RKB/BMCRC F1 & F2 Sidecars

RACE 19 - LAP ANALYSIS

DIFF = Difference To Personal Best Lap

P15 69 CROFT / NICHOLAS				
LAP	LAP TIME	DIFF	MPH	TIME OF DAY
1 -	1:59.023	13.374	73.59	18:01:09.000
2 -	1:45.848 (2)	0.199	82.75	18:02:54.848
3 -	1:47.915 (3)	2.266	81.17	18:04:42.763
4 -	1:47.925	2.276	81.16	18:06:30.688
5 -	1:45.649 (1)		82.91	18:08:16.337

P16 14 CHRISTIE / CHRISTIE				
LAP	LAP TIME	DIFF	MPH	TIME OF DAY
1 -	1:54.972	8.063	76.19	18:01:04.949
2 -	1:46.909 (1)		81.93	18:02:51.858
3 -	1:48.765 (3)	1.856	80.53	18:04:40.623
4 -	1:48.834	1.925	80.48	18:06:29.457
5 -	1:47.008 (2)	0.099	81.86	18:08:16.465

P17 92 HILDIGE / DEELEY				
LAP	LAP TIME	DIFF	MPH	TIME OF DAY
1 -	1:57.248	9.729	74.71	18:01:07.225
2 -	1:47.519 (1)		81.47	18:02:54.744
3 -	1:48.349 (2)	0.830	80.84	18:04:43.093
4 -	1:51.332	3.813	78.68	18:06:34.425
5 -	1:49.634 (3)	2.115	79.90	18:08:24.059

P18 113 DIX / PARKER				
LAP	LAP TIME	DIFF	MPH	TIME OF DAY
1 -	2:02.027	14.675	71.78	18:01:12.004
2 -	1:49.585	2.233	79.93	18:03:01.589
3 -	1:49.558 (3)	2.206	79.95	18:04:51.147
4 -	1:49.416 (2)	2.064	80.05	18:06:40.563
5 -	1:47.352 (1)		81.59	18:08:27.915

P19 172 DEMOTT / JONES				
LAP	LAP TIME	DIFF	MPH	TIME OF DAY
1 -	1:59.116	9.316	73.54	18:01:09.093
2 -	1:49.912 (3)	0.112	79.69	18:02:59.005
3 -	1:49.800 (1)		79.77	18:04:48.805
4 -	1:50.411	0.611	79.33	18:06:39.216
5 -	1:49.872 (2)	0.072	79.72	18:08:29.088

P20 45 PETTMAN / SNASHALL				
LAP	LAP TIME	DIFF	MPH	TIME OF DAY
1 -	2:00.050	10.155	72.96	18:01:10.027
2 -	1:49.895 (1)		79.71	18:02:59.922
3 -	1:51.423	1.528	78.61	18:04:51.345
4 -	1:51.024 (3)	1.129	78.90	18:06:42.369
5 -	1:50.925 (2)	1.030	78.97	18:08:33.294

P21 17 WHITEMAN / SCHOFIELD				
LAP	LAP TIME	DIFF	MPH	TIME OF DAY
1 -	2:04.861	14.175	70.15	18:01:14.838
2 -	1:50.971 (2)	0.285	78.93	18:03:05.809
3 -	1:51.638 (3)	0.952	78.46	18:04:57.447
4 -	1:50.686 (1)		79.14	18:06:48.133
5 -	1:51.817	1.131	78.34	18:08:39.950

DIFF = Difference To Personal Best Lap

P22 33 LUMLEY / WHITNALL				
LAP	LAP TIME	DIFF	MPH	TIME OF DAY
1 -	2:00.867	10.284	72.47	18:01:10.844
2 -	1:50.583 (1)		79.21	18:03:01.427
3 -	1:51.933 (2)	1.350	78.25	18:04:53.360
4 -	1:53.219 (3)	2.636	77.37	18:06:46.579
5 -	1:53.881	3.298	76.92	18:08:40.460

P23 30 JAMES / JAMES				
LAP	LAP TIME	DIFF	MPH	TIME OF DAY
1 -	2:04.637	11.484	70.28	18:01:14.614
2 -	1:56.589	3.436	75.13	18:03:11.203
3 -	1:53.989 (2)	0.836	76.84	18:05:05.192
4 -	1:54.318 (3)	1.165	76.62	18:06:59.510
5 -	1:53.153 (1)		77.41	18:08:52.663

P24 55 COLE / CONN				
LAP	LAP TIME	DIFF	MPH	TIME OF DAY
1 -	2:06.205	12.738	69.40	18:01:16.182
2 -	1:55.677	2.210	75.72	18:03:11.859
3 -	1:54.553 (3)	1.086	76.46	18:05:06.412
4 -	1:53.971 (2)	0.504	76.86	18:07:00.383
5 -	1:53.467 (1)		77.20	18:08:53.850

P25 129 STARK / GASSON				
LAP	LAP TIME	DIFF	MPH	TIME OF DAY
1 -	2:06.985	13.574	68.98	18:01:16.962
2 -	1:56.369	2.958	75.27	18:03:13.331
3 -	1:54.653 (3)	1.242	76.40	18:05:07.984
4 -	1:53.510 (2)	0.099	77.17	18:07:01.494
5 -	1:53.411 (1)		77.23	18:08:54.905

P26 118 BICKNELL / LEWINGTON				
LAP	LAP TIME	DIFF	MPH	TIME OF DAY
1 -	2:08.218	10.919	68.31	18:01:18.195
2 -	1:57.299 (1)		74.67	18:03:15.494
3 -	1:59.240 (2)	1.941	73.46	18:05:14.734
4 -	1:59.524 (3)	2.225	73.28	18:07:14.258

P27 110 LAWRENCE / BOURNE				
LAP	LAP TIME	DIFF	MPH	TIME OF DAY
1 -	2:18.633	11.462	63.18	18:01:28.610
2 -	2:09.223 (3)	2.052	67.78	18:03:37.833
3 -	2:07.892 (2)	0.721	68.49	18:05:45.725
4 -	2:07.171 (1)		68.88	18:07:52.896

P28 19 MacBRIDE / BROWN				
LAP	LAP TIME	DIFF	MPH	TIME OF DAY
1 -	2:37.340	9.369	55.67	18:01:47.317
2 -	2:29.490 (2)	1.519	58.59	18:04:16.807
3 -	2:29.985 (3)	2.014	58.40	18:06:46.792
4 -	2:27.971 (1)		59.19	18:09:14.763

Weather / Track : Cloudy / Dry

Brands Hatch GP


Circuit Length = 2.4332 miles

Start: 17:59 Flag 18:07 End: 18:09

BMCRC-MRO Championships 2013 - Brands Hatch GP

RKB/BMCRC F1 & F2 Sidecars

RACE 10 - GRID

ROW 14	28	19	MacBRIDE / BROWN	27	110	LAWRENCE / BOURNE	
ROW 13		26	118	BICKNELL / LEWINGTON	25	129	STARK / GASSON
ROW 12	24	55	COLE / CONN	23	30	JAMES / JAMES	
ROW 11		22	33	LUMLEY / WHITNALL	21	17	WHITEMAN / SCHOFIELD
ROW 10	20	45	PETTMAN / SNASHALL	19	172	DEMOTT / JONES	
ROW 9		18	113	DIX / PARKER	17	92	HILDIGE / DEELEY
ROW 8	16	14	CHRISTIE / CHRISTIE	15	69	CROFT / NICHOLAS	
ROW 7		14	88	LONGMORE / LONGMORE	13	8	ILARIA / SAUNDERS
ROW 6	12	95	REMNANT / McLAVERTY	11	11	NICHOLLS / SKINNER	
ROW 5		10	99	WALLIS / WAREHAM	9	4	LOCKEY / CAPEWELL
ROW 4	8	48	RYDER / HUGHES	7	46	BLEACKLEY / RANSLEY	
ROW 3		6	25	MacLAURIN / HOPE	5	111	CABLE / PAWSEY
ROW 2	4	16	BYGRAVE / BRIGGS	3	57	BROWN / ANDERSON	
ROW 1		2	100	STEVENS / CHARLWOOD	1	77	REEVES / REEVES
Pole							
							

Brands Hatch GP
Circuit Length = 2.4332 miles

These results are provisional until the conclusion of any judicial and technical matters.

Clerk Of Course :		Timekeeper :
-------------------	--	--------------

Results can be found at www.tsl-timing.com

Printed - 18:11 Saturday, 17 August 2013



BMCRC-MRO Championships 2013 - Brands Hatch GP

RKB/BMCRC F1 & F2 Sidecars

RACE 10 - CLASSIFICATION

POS	NO	CL	PIC NAME	ENTRY	LAPS	TIME	GAP	DIFF	MPH	BEST	ON
1	57	F1	1 BROWN / ANDERSON	Honda LCR -	6	9:36.858			91.11	1:34.448	2
2	100	F1	2 STEVENS / CHARLWOOD	Yamaha LCR -	6	9:42.161	5.303	5.303	90.28	1:35.134	3
3	16	F1	3 BYGRAVE / BRIGGS	Suzuki LCR -	6	9:44.455	7.597	2.294	89.92	1:35.829	3
4	25	F1	4 MacLAURIN / HOPE	Yamaha LCR -	6	10:10.342	33.484	25.887	86.11	1:40.055	4
5	48	F1	5 RYDER / HUGHES	Suzuki LCR - SRO	6	10:15.973	39.115	5.631	85.32	1:39.576	4
6	111	F1	6 CABLE / PAWSEY	Yamaha LCR - Medway Office Interiors	6	10:16.418	39.560	0.445	85.26	1:41.046	2
7	4	F2	1 LOCKEY / CAPEWELL	Honda Ireson - Real Racing	6	10:29.789	52.931	13.371	83.45	1:42.667	3
8	99	F2	2 WALLIS / WAREHAM	Suzuki LCR -	6	10:40.057	1:03.199	10.268	82.11	1:44.402	3
9	95	F2	3 REMNANT / McLAVERTY	Kawasaki Lumley -	6	10:44.812	1:07.954	4.755	81.51	1:44.649	4
10	11	F2	4 NICHOLLS / SKINNER	Kawasaki Lumley - Certain Exhibitions	6	10:46.159	1:09.301	1.347	81.34	1:46.022	5
11	14	F2	5 CHRISTIE / CHRISTIE	Honda - Ryedale Pools	6	10:52.818	1:15.960	6.659	80.51	1:46.665	4
12	88	F2	6 LONGMORE / LONGMORE	Honda DMR -	6	10:53.244	1:16.386	0.426	80.45	1:46.825	4
13	172	F2	7 DEMOTT / JONES	Suzuki Baker -	6	11:13.353	1:36.495	20.109	78.05	1:48.704	6
14	17	F2	8 WHITEMAN / SCHOFIELD	Suzuki Windle - Wicked eliquid	6	11:16.396	1:39.538	3.043	77.70	1:49.492	5
15	33	F2	9 LUMLEY / WHITNALL	Kawasaki Lumley - Lumley Eng	6	11:16.734	1:39.876	0.338	77.66	1:50.063	6
16	69	F1	7 CROFT / NICHOLAS	Yamaha RCN -	6	11:17.536	1:40.678	0.802	77.57	1:49.996	6
17	45	F2	10 PETTMAN / SNASHALL	Yamaha Windle -	6	11:17.841	1:40.983	0.305	77.53	1:50.154	5
18	55	F2	11 COLE / CONN	Honda MR Equipe -	6	11:22.887	1:46.029	5.046	76.96	1:49.659	4
19	92	F1	8 HILDIGE / DEELEY	Suzuki Windle - Les King	6	11:38.824	2:01.966	15.937	75.21	1:48.967	2
20	30	F1	9 JAMES / JAMES	Suzuki LCR -	5	9:42.544	1 Lap	1 Lap	75.18	1:53.188	4
21	118	F2	12 BICKNELL / LEWINGTON	Suzuki MR Equipe -	5	10:06.833	1 Lap	24.289	72.17	1:58.190	5
22	110	F1	10 LAWRENCE / BOURNE	Yamaha LCR -	5	10:31.389	1 Lap	24.556	69.36	2:00.944	4
23	46	F1	11 BLEACKLEY / RANSLEY	Yamaha Windle - PD Racing	5	11:01.914	1 Lap	30.525	66.17	2:06.507	3
24	19	F1	12 MacBRIDE / BROWN	Suzuki LCR -	5	11:45.815	1 Lap	43.901	62.05	2:15.268	2

NOT CLASSIFIED

DNF	77	F1	REEVES / REEVES	Suzuki LCR -	5	7:51.376	1 Lap		92.91	1:32.764	3
DNF	8	F2	ILARIA / SAUNDERS	Suzuki Windle - Powerhouse	2	3:57.180	4 Laps	3 Laps	73.86	1:56.765	2
DNF	113	F2	DIX / PARKER	Yamaha Baker -	1	2:02.609	5 Laps	1 Lap	71.44	2:02.609	1
DNF	13	F1	RESTALL / NICHOLSON	Yamaha RCN -	1	2:05.712	5 Laps	3.103	69.68	2:05.712	1

FASTEST LAP

	77	F1	REEVES / REEVES	Suzuki LCR -	3	1:32.764			94.43 mph	151.97 kph	
	4	F2	LOCKEY / CAPEWELL	Honda Ireson - Real Racing	3	1:42.667			85.32 mph	137.31 kph	

Brands Hatch GP

Circuit Length = 2.4332 miles

Start: 14:39 Flag 14:49 End: 14:51

Weather / Track : Cloudy / Dry

These results are provisional until the conclusion of any judicial and technical matters.

Clerk Of Course :	Timekeeper :
-------------------	--------------

Results can be found at www.tsl-timing.com

Printed - 14:51 Sunday, 18 August 2013



BMCRC-MRO Championships 2013 - Brands Hatch GP

RKB/BMCRC F1 & F2 Sidecars

RACE 10 - LAP CHART

LAP 1		
NO	BEHIND	LAP TIME

77		1:38.390
57	0.748	1:39.138
100	4.166	1:42.556
16	4.496	1:42.886
25	8.212	1:46.602
111	9.726	1:48.116
48	12.271	1:50.661
4	13.121	1:51.511
11	16.051	1:54.441
99	16.567	1:54.957
95	17.251	1:55.641
14	17.972	1:56.362
88	18.348	1:56.738
92	19.924	1:58.314
33	21.074	1:59.464
8	22.025	2:00.415
172	22.675	2:01.065
45	23.612	2:02.002
113	24.219	2:02.609
17	24.444	2:02.834
69	24.508	2:02.898
55	26.626	2:05.016
13	27.322	2:05.712
30	29.907	2:08.297
118	30.244	2:08.634
110	38.723	2:17.113
46	44.188	2:22.578
19	51.609	2:29.999

LAP 2		
NO	BEHIND	LAP TIME

77		1:33.107
57	2.089	1:34.448
100	6.534	1:35.475
16	7.361	1:35.972
25	16.372	1:41.267
111	17.665	1:41.046
48	21.473	1:42.309
4	22.972	1:42.958
11	29.695	1:46.751
99	29.827	1:46.367
95	31.106	1:46.962
14	32.451	1:47.586
88	32.772	1:47.531
92	35.784	1:48.967
33	39.555	1:51.588
172	40.660	1:51.092
45	42.137	1:51.632
17	42.219	1:50.882
69	42.844	1:51.443
8	45.683	1:56.765
55	46.474	1:52.955
30	50.723	1:53.923
118	56.897	1:59.760
110	1:12.500	2:06.884
46	1:19.173	2:08.092

LAP 3		
NO	BEHIND	LAP TIME

77		1:32.764
19	1 Lap	2:15.268

57	4.080	1:34.755
100	8.904	1:35.134
16	10.426	1:35.829
25	24.929	1:41.321
111	26.216	1:41.315
48	29.151	1:40.442
4	32.875	1:42.667
99	41.465	1:44.402
11	43.624	1:46.693
95	44.527	1:46.185
14	46.907	1:47.220
88	47.164	1:47.156
92	53.851	1:50.831
33	59.343	1:52.552
172	59.365	1:51.469
17	1:00.133	1:50.678
69	1:00.166	1:50.086
45	1:00.173	1:50.800
55	1:04.392	1:50.682
30	1:11.372	1:53.413
118	1:23.961	1:59.828

LAP 4		
NO	BEHIND	LAP TIME

77		1:34.143
57	6.758	1:36.821
110	1 Lap	2:05.427
100	12.047	1:37.286
16	13.878	1:37.595
46	1 Lap	2:06.507
25	30.841	1:40.055
111	33.373	1:41.300
48	34.584	1:39.576
4	42.616	1:43.884
19	1 Lap	2:20.174
99	51.992	1:44.670
95	55.033	1:44.649
11	55.650	1:46.169
14	59.429	1:46.665
88	59.846	1:46.825
92	1:11.780	1:52.072
172	1:15.583	1:50.361
17	1:17.289	1:51.299
33	1:18.053	1:52.853
69	1:18.647	1:52.624
45	1:18.812	1:52.782
55	1:19.908	1:49.659
30	1:30.417	1:53.188

LAP 5		
NO	BEHIND	LAP TIME

77		1:32.972
57	8.658	1:34.872
100	15.044	1:35.969
16	16.805	1:35.899
118	1 Lap	2:00.421
25	38.871	1:41.002
110	1 Lap	2:00.944
111	43.693	1:43.292
48	43.921	1:42.309
4	53.368	1:43.724
46	1 Lap	2:07.845
99	1:03.588	1:44.568
95	1:08.066	1:46.005

11	1:08.700	1:46.022
14	1:13.501	1:47.044
88	1:13.799	1:46.925
19	1 Lap	2:18.922
172	1:33.273	1:50.662
17	1:33.809	1:49.492
33	1:35.295	1:50.214
92	1:35.897	1:57.089
45	1:35.994	1:50.154
69	1:36.164	1:50.489
55	1:37.534	1:50.598

LAP 6		
NO	BEHIND	LAP TIME

57		1:36.824
100	5.303	1:35.741
30	1 Lap	1:53.723
16	7.597	1:36.274
118	1 Lap	1:58.190
25	33.484	1:40.095
48	39.115	1:40.676
111	39.560	1:41.349
4	52.931	1:45.045
110	1 Lap	2:01.021
99	1:03.199	1:45.093
95	1:07.954	1:45.370
11	1:09.301	1:46.083
14	1:15.960	1:47.941
88	1:16.386	1:48.069
46	1 Lap	2:16.892
172	1:36.495	1:48.704
17	1:39.538	1:51.211
33	1:39.876	1:50.063
69	1:40.678	1:49.996
45	1:40.983	1:50.471
55	1:46.029	1:53.977
92	2:01.966	2:11.551
19	1 Lap	2:21.452

Weather / Track : Cloudy / Dry

Results can be found at www.tsl-timing.com

Brands Hatch GP
Circuit Length = 2.4332 miles
Start: 14:39 Flag 14:49 End: 14:51

Printed - 14:52 Sunday, 18 August 2013

BMCR-C MRO Championships 2013 - Brands Hatch GP

RKB/BMCR F1 & F2 Sidecars

RACE 10 - LAP ANALYSIS

DIFF = Difference To Personal Best Lap

P1 57 BROWN / ANDERSON				
LAP	LAP TIME	DIFF	MPH	TIME OF DAY
1 -	1:39.138	4.690	88.35	14:41:07.352
2 -	1:34.448 (1)		92.74	14:42:41.800
3 -	1:34.755 (2)	0.307	92.44	14:44:16.555
4 -	1:36.821	2.373	90.47	14:45:53.376
5 -	1:34.872 (3)	0.424	92.33	14:47:28.248
6 -	1:36.824	2.376	90.47	14:49:05.072

P2 100 STEVENS / CHARLWOOD				
LAP	LAP TIME	DIFF	MPH	TIME OF DAY
1 -	1:42.556	7.422	85.41	14:41:10.770
2 -	1:35.475 (2)	0.341	91.75	14:42:46.245
3 -	1:35.134 (1)		92.07	14:44:21.379
4 -	1:37.286	2.152	90.04	14:45:58.665
5 -	1:35.969	0.835	91.27	14:47:34.634
6 -	1:35.741 (3)	0.607	91.49	14:49:10.375

P3 16 BYGRAVE / BRIGGS				
LAP	LAP TIME	DIFF	MPH	TIME OF DAY
1 -	1:42.886	7.057	85.14	14:41:11.100
2 -	1:35.972 (3)	0.143	91.27	14:42:47.072
3 -	1:35.829 (1)		91.41	14:44:22.901
4 -	1:37.595	1.766	89.75	14:46:00.496
5 -	1:35.899 (2)	0.070	91.34	14:47:36.395
6 -	1:36.274	0.445	90.98	14:49:12.669

P4 25 MacLAURIN / HOPE				
LAP	LAP TIME	DIFF	MPH	TIME OF DAY
1 -	1:46.602	6.547	82.17	14:41:14.816
2 -	1:41.267	1.212	86.50	14:42:56.083
3 -	1:41.321	1.266	86.45	14:44:37.404
4 -	1:40.055 (1)		87.55	14:46:17.459
5 -	1:41.002 (3)	0.947	86.72	14:47:58.461
6 -	1:40.095 (2)	0.040	87.51	14:49:38.556

P5 48 RYDER / HUGHES				
LAP	LAP TIME	DIFF	MPH	TIME OF DAY
1 -	1:50.661	11.085	79.15	14:41:18.875
2 -	1:42.309	2.733	85.62	14:43:01.184
3 -	1:40.442 (2)	0.866	87.21	14:44:41.626
4 -	1:39.576 (1)		87.97	14:46:21.202
5 -	1:42.309	2.733	85.62	14:48:03.511
6 -	1:40.676 (3)	1.100	87.01	14:49:44.187

P6 111 CABLE / PAWSEY				
LAP	LAP TIME	DIFF	MPH	TIME OF DAY
1 -	1:48.116	7.070	81.02	14:41:16.330
2 -	1:41.046 (1)		86.69	14:42:57.376
3 -	1:41.315 (3)	0.269	86.46	14:44:38.691
4 -	1:41.300 (2)	0.254	86.47	14:46:19.991
5 -	1:43.292	2.246	84.80	14:48:03.283
6 -	1:41.349	0.303	86.43	14:49:44.632

P7 4 LOCKEY / CAPEWELL				
LAP	LAP TIME	DIFF	MPH	TIME OF DAY
1 -	1:51.511	8.844	78.55	14:41:19.725
2 -	1:42.958 (2)	0.291	85.08	14:43:02.683

DIFF = Difference To Personal Best Lap

3 -	1:42.667 (1)		85.32	14:44:45.350
4 -	1:43.884	1.217	84.32	14:46:29.234
5 -	1:43.724 (3)	1.057	84.45	14:48:12.958
6 -	1:45.045	2.378	83.39	14:49:58.003

P8 99 WALLIS / WAREHAM				
LAP	LAP TIME	DIFF	MPH	TIME OF DAY
1 -	1:54.957	10.555	76.20	14:41:23.171
2 -	1:46.367	1.965	82.35	14:43:09.538
3 -	1:44.402 (1)		83.90	14:44:53.940
4 -	1:44.670 (3)	0.268	83.69	14:46:38.610
5 -	1:44.568 (2)	0.166	83.77	14:48:23.178
6 -	1:45.093	0.691	83.35	14:50:08.271

P9 95 REMNANT / McLAVERY				
LAP	LAP TIME	DIFF	MPH	TIME OF DAY
1 -	1:55.641	10.992	75.74	14:41:23.855
2 -	1:46.962	2.313	81.89	14:43:10.817
3 -	1:46.185	1.536	82.49	14:44:57.002
4 -	1:44.649 (1)		83.70	14:46:41.651
5 -	1:46.005 (3)	1.356	82.63	14:48:27.656
6 -	1:45.370 (2)	0.721	83.13	14:50:13.026

P10 11 NICHOLLS / SKINNER				
LAP	LAP TIME	DIFF	MPH	TIME OF DAY
1 -	1:54.441	8.419	76.54	14:41:22.655
2 -	1:46.751	0.729	82.05	14:43:09.406
3 -	1:46.693	0.671	82.10	14:44:56.099
4 -	1:46.169 (3)	0.147	82.50	14:46:42.268
5 -	1:46.022 (1)		82.62	14:48:28.290
6 -	1:46.083 (2)	0.061	82.57	14:50:14.373

P11 14 CHRISTIE / CHRISTIE				
LAP	LAP TIME	DIFF	MPH	TIME OF DAY
1 -	1:56.362	9.697	75.28	14:41:24.576
2 -	1:47.586	0.921	81.42	14:43:12.162
3 -	1:47.220 (3)	0.555	81.69	14:44:59.382
4 -	1:46.665 (1)		82.12	14:46:46.047
5 -	1:47.044 (2)	0.379	81.83	14:48:33.091
6 -	1:47.941	1.276	81.15	14:50:21.032

P12 88 LONGMORE / LONGMORE				
LAP	LAP TIME	DIFF	MPH	TIME OF DAY
1 -	1:56.738	9.913	75.03	14:41:24.952
2 -	1:47.531	0.706	81.46	14:43:12.483
3 -	1:47.156 (3)	0.331	81.74	14:44:59.639
4 -	1:46.825 (1)		82.00	14:46:46.464
5 -	1:46.925 (2)	0.100	81.92	14:48:33.389
6 -	1:48.069	1.244	81.05	14:50:21.458

P13 172 DEMOTT / JONES				
LAP	LAP TIME	DIFF	MPH	TIME OF DAY
1 -	2:01.065	12.361	72.35	14:41:29.279
2 -	1:51.092	2.388	78.85	14:43:20.371
3 -	1:51.469	2.765	78.58	14:45:11.840
4 -	1:50.361 (2)	1.657	79.37	14:47:02.201
5 -	1:50.662 (3)	1.958	79.15	14:48:52.863
6 -	1:48.704 (1)		80.58	14:50:41.567

Weather / Track : Cloudy / Dry

Brands Hatch GP

Circuit Length = 2.4332 miles

Start: 14:39 Flag 14:49 End: 14:51

BMCR-C MRO Championships 2013 - Brands Hatch GP

RKB/BMCR F1 & F2 Sidecars

RACE 10 - LAP ANALYSIS

DIFF = Difference To Personal Best Lap

P14 17 WHITEMAN / SCHOFIELD				
LAP	LAP TIME	DIFF	MPH	TIME OF DAY
1 -	2:02.834	13.342	71.31	14:41:31.048
2 -	1:50.882 (3)	1.390	79.00	14:43:21.930
3 -	1:50.678 (2)	1.186	79.14	14:45:12.608
4 -	1:51.299	1.807	78.70	14:47:03.907
5 -	1:49.492 (1)		80.00	14:48:53.399
6 -	1:51.211	1.719	78.76	14:50:44.610

P15 33 LUMLEY / WHITNALL				
LAP	LAP TIME	DIFF	MPH	TIME OF DAY
1 -	1:59.464	9.401	73.32	14:41:27.678
2 -	1:51.588 (3)	1.525	78.50	14:43:19.266
3 -	1:52.552	2.489	77.82	14:45:11.818
4 -	1:52.853	2.790	77.62	14:47:04.671
5 -	1:50.214 (2)	0.151	79.48	14:48:54.885
6 -	1:50.063 (1)		79.58	14:50:44.948

P16 69 CROFT / NICHOLAS				
LAP	LAP TIME	DIFF	MPH	TIME OF DAY
1 -	2:02.898	12.902	71.27	14:41:31.112
2 -	1:51.443	1.447	78.60	14:43:22.555
3 -	1:50.086 (2)	0.090	79.57	14:45:12.641
4 -	1:52.624	2.628	77.77	14:47:05.265
5 -	1:50.489 (3)	0.493	79.28	14:48:55.754
6 -	1:49.996 (1)		79.63	14:50:45.750

P17 45 PETTMAN / SNASHALL				
LAP	LAP TIME	DIFF	MPH	TIME OF DAY
1 -	2:02.002	11.848	71.80	14:41:30.216
2 -	1:51.632	1.478	78.47	14:43:21.848
3 -	1:50.800 (3)	0.646	79.05	14:45:12.648
4 -	1:52.782	2.628	77.67	14:47:05.430
5 -	1:50.154 (1)		79.52	14:48:55.584
6 -	1:50.471 (2)	0.317	79.29	14:50:46.055

P18 55 COLE / CONN				
LAP	LAP TIME	DIFF	MPH	TIME OF DAY
1 -	2:05.016	15.357	70.06	14:41:33.230
2 -	1:52.955	3.296	77.55	14:43:26.185
3 -	1:50.682 (3)	1.023	79.14	14:45:16.867
4 -	1:49.659 (1)		79.88	14:47:06.526
5 -	1:50.598 (2)	0.939	79.20	14:48:57.124
6 -	1:53.977	4.318	76.85	14:50:51.101

P19 92 HILDIGE / DEELEY				
LAP	LAP TIME	DIFF	MPH	TIME OF DAY
1 -	1:58.314	9.347	74.03	14:41:26.528
2 -	1:48.967 (1)		80.38	14:43:15.495
3 -	1:50.831 (2)	1.864	79.03	14:45:06.326
4 -	1:52.072 (3)	3.105	78.16	14:46:58.398
5 -	1:57.089	8.122	74.81	14:48:55.487
6 -	2:11.551	22.584	66.58	14:51:07.038

P20 30 JAMES / JAMES				
LAP	LAP TIME	DIFF	MPH	TIME OF DAY
1 -	2:08.297	15.109	68.27	14:41:36.511
2 -	1:53.923	0.735	76.89	14:43:30.434

DIFF = Difference To Personal Best Lap

3 -	1:53.413 (2)	0.225	77.23	14:45:23.847
4 -	1:53.188 (1)		77.39	14:47:17.035
5 -	1:53.723 (3)	0.535	77.02	14:49:10.758

P21 118 BICKNELL / LEWINGTON				
LAP	LAP TIME	DIFF	MPH	TIME OF DAY
1 -	2:08.634	10.444	68.09	14:41:36.848
2 -	1:59.760 (2)	1.570	73.14	14:43:36.608
3 -	1:59.828 (3)	1.638	73.10	14:45:36.436
4 -	2:00.421	2.231	72.74	14:47:36.857
5 -	1:58.190 (1)		74.11	14:49:35.047

P22 110 LAWRENCE / BOURNE				
LAP	LAP TIME	DIFF	MPH	TIME OF DAY
1 -	2:17.113	16.169	63.88	14:41:45.327
2 -	2:06.884	5.940	69.03	14:43:52.211
3 -	2:05.427 (3)	4.483	69.84	14:45:57.638
4 -	2:00.944 (1)		72.42	14:47:58.582
5 -	2:01.021 (2)	0.077	72.38	14:49:59.603

P23 46 BLEACKLEY / RANSLEY				
LAP	LAP TIME	DIFF	MPH	TIME OF DAY
1 -	2:22.578	16.071	61.43	14:41:50.792
2 -	2:08.092 (3)	1.585	68.38	14:43:58.884
3 -	2:06.507 (1)		69.24	14:46:05.391
4 -	2:07.845 (2)	1.338	68.51	14:48:13.236
5 -	2:16.892	10.385	63.99	14:50:30.128

P24 19 MacBRIDE / BROWN				
LAP	LAP TIME	DIFF	MPH	TIME OF DAY
1 -	2:29.999	14.731	58.39	14:41:58.213
2 -	2:15.268 (1)		64.75	14:44:13.481
3 -	2:20.174 (3)	4.906	62.49	14:46:33.655
4 -	2:18.922 (2)	3.654	63.05	14:48:52.577
5 -	2:21.452	6.184	61.92	14:51:14.029

P25 77 REEVES / REEVES				
LAP	LAP TIME	DIFF	MPH	TIME OF DAY
1 -	1:38.390	5.626	89.03	14:41:06.604
2 -	1:33.107 (3)	0.343	94.08	14:42:39.711
3 -	1:32.764 (1)		94.43	14:44:12.475
4 -	1:34.143	1.379	93.04	14:45:46.618
5 -	1:32.972 (2)	0.208	94.22	14:47:19.590

P26 8 ILARIA / SAUNDERS				
LAP	LAP TIME	DIFF	MPH	TIME OF DAY
1 -	2:00.415 (2)	3.650	72.74	14:41:28.629
2 -	1:56.765 (1)		75.02	14:43:25.394

P27 113 DIX / PARKER				
LAP	LAP TIME	DIFF	MPH	TIME OF DAY
1 -	2:02.609 (1)		71.44	14:41:30.823


P28 13 RESTALL / NICHOLSON				
LAP	LAP TIME	DIFF	MPH	TIME OF DAY
1 -	2:05.712 (1)		69.68	14:41:33.926

Weather / Track : Cloudy / Dry

BMCRC-MRO Championships 2013 - Brands Hatch GP

RKB/BMCRC F1 & F2 Sidecars

RACE 20 - GRID

ROW 14	28	13 RESTALL / NICHOLSON	27	113 DIX / PARKER
ROW 13	26	8 ILARIA / SAUNDERS	25	77 REEVES / REEVES
ROW 12	24	19 MacBRIDE / BROWN	23	46 BLEACKLEY / RANSLEY
ROW 11	22	110 LAWRENCE / BOURNE	21	118 BICKNELL / LEWINGTON
ROW 10	20	30 JAMES / JAMES	19	92 HILDIGE / DEELEY
ROW 9	18	55 COLE / CONN	17	45 PETTMAN / SNASHALL
ROW 8	16	69 CROFT / NICHOLAS	15	33 LUMLEY / WHITNALL
ROW 7	14	17 WHITEMAN / SCHOFIELD	13	172 DEMOTT / JONES
ROW 6	12	88 LONGMORE / LONGMORE	11	14 CHRISTIE / CHRISTIE
ROW 5	10	11 NICHOLLS / SKINNER	9	95 REMNANT / McLAVERTY
ROW 4	8	99 WALLIS / WAREHAM	7	4 LOCKEY / CAPEWELL
ROW 3	6	111 CABLE / PAWSEY	5	48 RYDER / HUGHES
ROW 2	4	25 MacLAURIN / HOPE	3	16 BYGRAVE / BRIGGS
ROW 1	2	100 STEVENS / CHARLWOOD	1	57 BROWN / ANDERSON
Pole				
				

Brands Hatch GP
Circuit Length = 2.4332 miles

These results are provisional until the conclusion of any judicial and technical matters.

Clerk Of Course :	Timekeeper :
-------------------	--------------

Results can be found at www.tsl-timing.com

Printed - 14:54 Sunday, 18 August 2013



BMCRC-MRO Championships 2013 - Brands Hatch GP

RKB/BMCRC F1 & F2 Sidecars

RACE 20 - CLASSIFICATION

POS	NO	CL	PIC NAME	ENTRY	LAPS	TIME	GAP	DIFF	MPH	BEST	ON
1	100	F1	1 STEVENS / CHARLWOOD	Yamaha LCR -	6	9:30.733			92.09	1:33.803	2
2	57	F1	2 BROWN / ANDERSON	Honda LCR -	6	9:39.564	8.831	8.831	90.68	1:33.897	3
3	48	F1	3 RYDER / HUGHES	Suzuki LCR - SRO	6	10:16.744	46.011	37.180	85.22	1:41.048	5
4	25	F1	4 MacLAURIN / HOPE	Yamaha LCR -	6	10:19.454	48.721	2.710	84.84	1:41.419	6
5	4	F2	1 LOCKEY / CAPEWELL	Honda Ireson - Real Racing	6	10:22.606	51.873	3.152	84.41	1:41.981	6
6	46	F1	5 BLEACKLEY / RANSLEY	Yamaha Windle - PD Racing	6	10:31.810	1:01.077	9.204	83.18	1:42.445	2
7	11	F2	2 NICHOLLS / SKINNER	Kawasaki Lumley - Certain Exhibitions	6	10:34.860	1:04.127	3.050	82.78	1:43.686	6
8	14	F2	3 CHRISTIE / CHRISTIE	Honda - Ryedale Pools	6	10:45.078	1:14.345	10.218	81.47	1:45.666	6
9	88	F2	4 LONGMORE / LONGMORE	Honda DMR -	6	10:55.231	1:24.498	10.153	80.21	1:45.749	3
10	69	F1	6 CROFT / NICHOLAS	Yamaha RCN -	6	10:55.416	1:24.683	0.185	80.19	1:46.392	4
11	113	F2	5 DIX / PARKER	Yamaha Baker -	6	10:58.671	1:27.938	3.255	79.79	1:46.453	6
12	33	F2	6 LUMLEY / WHITNALL	Kawasaki Lumley - Lumley Eng	6	11:17.806	1:47.073	19.135	77.54	1:50.671	3
13	30	F1	7 JAMES / JAMES	Suzuki LCR -	6	11:17.909	1:47.176	0.103	77.53	1:50.300	3
14	45	F2	7 PETTMAN / SNASHALL	Yamaha Windle -	6	11:18.887	1:48.154	0.978	77.41	1:50.082	4
15	172	F2	8 DEMOTT / JONES	Suzuki Baker -	6	11:19.369	1:48.636	0.482	77.36	1:50.225	3
16	118	F2	9 BICKNELL / LEWINGTON	Suzuki MR Equipe -	5	9:52.800	1 Lap	1 Lap	73.88	1:55.805	5
17	92	F1	8 HILDIGE / DEELEY	Suzuki Windle - Les King	5	10:12.452	1 Lap	19.652	71.51	1:55.708	1
18	110	F1	9 LAWRENCE / BOURNE	Yamaha LCR -	5	10:19.426	1 Lap	6.974	70.70	1:59.906	5

NOT CLASSIFIED

DNF	19	F1	MacBRIDE / BROWN	Suzuki LCR -	4	9:21.739	2 Laps	1 Lap	62.37	2:16.843	2
DNF	99	F2	WALLIS / WAREHAM	Suzuki LCR -	3	5:15.763	3 Laps	1 Lap	83.22	1:42.905	3
DNF	95	F2	REMNANT / McLAVERY	Kawasaki Lumley -	2	3:39.181	4 Laps	1 Lap	79.93	1:46.470	2
DNF	17	F2	WHITEMAN / SCHOFIELD	Suzuki Windle - Wicked eliquid	2	3:51.261	4 Laps	12.080	75.75	1:53.001	2
DNF	129	F2	STARK / GASSON	Suzuki Windle -	1	2:01.491	5 Laps	1 Lap	72.10	2:01.491	1

FASTEST LAP

100	F1	STEVENS / CHARLWOOD	Yamaha LCR -	2	1:33.803	93.38 mph	150.28 kph
4	F2	LOCKEY / CAPEWELL	Honda Ireson - Real Racing	6	1:41.981	85.89 mph	138.23 kph

Weather / Track : Cloudy / Dry

These results are provisional until the conclusion of any judicial and technical matters.

Brands Hatch GP

Circuit Length = 2.4332 miles

Start: 17:39 Flag 17:49 End: 17:51

Clerk Of Course :	Timekeeper :
-------------------	--------------

Results can be found at www.tsl-timing.com

Printed - 17:51 Sunday, 18 August 2013



BMCRC-MRO Championships 2013 - Brands Hatch GP

RKB/BMCRC F1 & F2 Sidecars

RACE 20 - LAP CHART

LAP 1		
NO	BEHIND	LAP TIME

100		1:39.781
57	0.223	1:40.004
25	7.428	1:47.209
4	9.017	1:48.798
48	9.618	1:49.399
99	9.687	1:49.468
11	12.510	1:52.291
95	12.930	1:52.711
14	13.986	1:53.767
88	14.577	1:54.358
92	15.927	1:55.708
69	17.268	1:57.049
172	17.343	1:57.124
46	17.482	1:57.263
33	17.926	1:57.707
17	18.479	1:58.260
113	18.701	1:58.482
45	19.829	1:59.610
30	20.309	2:00.090
129	21.710	2:01.491
118	23.057	2:02.838
110	29.532	2:09.313
19	43.777	2:23.558

LAP 2		
NO	BEHIND	LAP TIME

100		1:33.803
57	0.794	1:34.374
25	16.165	1:42.540
48	17.445	1:41.630
4	18.799	1:43.585
99	19.274	1:43.390
11	24.173	1:45.466
95	25.597	1:46.470
14	26.055	1:45.872
46	26.124	1:42.445
88	27.022	1:46.248
69	33.309	1:49.844
113	36.996	1:52.098
33	37.264	1:53.141
17	37.677	1:53.001
172	38.322	1:54.782
30	38.493	1:51.987
45	39.421	1:53.395
118	46.463	1:57.209
92	57.660	2:15.536
110	1:00.519	2:04.790
19	1:26.817	2:16.843

LAP 3		
NO	BEHIND	LAP TIME

100		1:33.824
57	0.867	1:33.897
48	24.744	1:41.123
25	25.674	1:43.333
4	27.882	1:42.907
99	28.355	1:42.905
46	34.894	1:42.594
11	35.437	1:45.088
88	38.947	1:45.749
14	39.363	1:47.132

69	46.610	1:47.125	14	1:14.345	1:45.666
113	51.016	1:47.844	88	1:24.498	1:55.580
33	54.111	1:50.671	69	1:24.683	1:47.148
172	54.723	1:50.225	113	1:27.938	1:46.453
30	54.969	1:50.300	33	1:47.073	1:52.265
45	56.610	1:51.013	30	1:47.176	1:52.207
118	1:13.711	2:01.072	45	1:48.154	1:52.005
92	1:20.820	1:56.984	172	1:48.636	1:53.015
110	1:31.890	2:05.195			

LAP 4		
NO	BEHIND	LAP TIME

100		1:34.258
57	0.946	1:34.337
48	31.710	1:41.224
25	34.807	1:43.391
4	36.173	1:42.549
19	1 Lap	2:22.112
46	43.652	1:43.016
11	45.771	1:44.592
88	51.147	1:46.458
14	51.504	1:46.399
69	58.744	1:46.392
113	1:03.446	1:46.688
33	1:10.920	1:51.067
30	1:11.519	1:50.808
172	1:11.590	1:51.125
45	1:12.434	1:50.082

LAP 5		
NO	BEHIND	LAP TIME

100		1:34.603
118	1 Lap	1:55.876
57	1.064	1:34.721
92	1 Lap	1:57.398
110	1 Lap	2:00.222
48	38.155	1:41.048
25	41.766	1:41.562
4	44.356	1:42.786
46	52.530	1:43.481
11	54.905	1:43.737
14	1:03.143	1:46.242
88	1:03.382	1:46.838
69	1:11.999	1:47.858
113	1:15.949	1:47.106
19	1 Lap	2:19.226
33	1:29.272	1:52.955
30	1:29.433	1:52.517
172	1:30.085	1:53.098
45	1:30.613	1:52.782

LAP 6		
NO	BEHIND	LAP TIME

100		1:34.464
57	8.831	1:42.231
118	1 Lap	1:55.805
92	1 Lap	2:06.826
48	46.011	1:42.320
110	1 Lap	1:59.906
25	48.721	1:41.419
4	51.873	1:41.981
46	1:01.077	1:43.011
11	1:04.127	1:43.686

Weather / Track : Cloudy / Dry

Results can be found at www.tsl-timing.com

Brands Hatch GP
Circuit Length = 2.4332 miles
Start: 17:39 Flag 17:49 End: 17:51

Printed - 17:52 Sunday, 18 August 2013

BMCRC-MRO Championships 2013 - Brands Hatch GP

RKB/BMCRC F1 & F2 Sidecars

RACE 20 - LAP ANALYSIS

DIFF = Difference To Personal Best Lap

P1 100 STEVENS / CHARLWOOD				
LAP	LAP TIME	DIFF	MPH	TIME OF DAY
1 -	1:39.781	5.978	87.79	17:41:39.042
2 -	1:33.803 (1)		93.38	17:43:12.845
3 -	1:33.824 (2)	0.021	93.36	17:44:46.669
4 -	1:34.258 (3)	0.455	92.93	17:46:20.927
5 -	1:34.603	0.800	92.59	17:47:55.530
6 -	1:34.464	0.661	92.73	17:49:29.994

P2 57 BROWN / ANDERSON				
LAP	LAP TIME	DIFF	MPH	TIME OF DAY
1 -	1:40.004	6.107	87.59	17:41:39.265
2 -	1:34.374 (3)	0.477	92.82	17:43:13.639
3 -	1:33.897 (1)		93.29	17:44:47.536
4 -	1:34.337 (2)	0.440	92.85	17:46:21.873
5 -	1:34.721	0.824	92.48	17:47:56.594
6 -	1:42.231	8.334	85.68	17:49:38.825

P3 48 RYDER / HUGHES				
LAP	LAP TIME	DIFF	MPH	TIME OF DAY
1 -	1:49.399	8.351	80.07	17:41:48.660
2 -	1:41.630	0.582	86.19	17:43:30.290
3 -	1:41.123 (2)	0.075	86.62	17:45:11.413
4 -	1:41.224 (3)	0.176	86.53	17:46:52.637
5 -	1:41.048 (1)		86.68	17:48:33.685
6 -	1:42.320	1.272	85.61	17:50:16.005

P4 25 MacLAURIN / HOPE				
LAP	LAP TIME	DIFF	MPH	TIME OF DAY
1 -	1:47.209	5.790	81.70	17:41:46.470
2 -	1:42.540 (3)	1.121	85.42	17:43:29.010
3 -	1:43.333	1.914	84.77	17:45:12.343
4 -	1:43.391	1.972	84.72	17:46:55.734
5 -	1:41.562 (2)	0.143	86.25	17:48:37.296
6 -	1:41.419 (1)		86.37	17:50:18.715

P5 4 LOCKEY / CAPEWELL				
LAP	LAP TIME	DIFF	MPH	TIME OF DAY
1 -	1:48.798	6.817	80.51	17:41:48.059
2 -	1:43.585	1.604	84.56	17:43:31.644
3 -	1:42.907	0.926	85.12	17:45:14.551
4 -	1:42.549 (2)	0.568	85.42	17:46:57.100
5 -	1:42.786 (3)	0.805	85.22	17:48:39.886
6 -	1:41.981 (1)		85.89	17:50:21.867

P6 46 BLEACKLEY / RANSLEY				
LAP	LAP TIME	DIFF	MPH	TIME OF DAY
1 -	1:57.263	14.818	74.70	17:41:56.524
2 -	1:42.445 (1)		85.50	17:43:38.969
3 -	1:42.594 (2)	0.149	85.38	17:45:21.563
4 -	1:43.016	0.571	85.03	17:47:04.579
5 -	1:43.481	1.036	84.65	17:48:48.060
6 -	1:43.011 (3)	0.566	85.03	17:50:31.071

P7 11 NICHOLLS / SKINNER				
LAP	LAP TIME	DIFF	MPH	TIME OF DAY
1 -	1:52.291	8.605	78.00	17:41:51.552
2 -	1:45.466	1.780	83.05	17:43:37.018

DIFF = Difference To Personal Best Lap

3 -	1:45.088	1.402	83.35	17:45:22.106
4 -	1:44.592 (3)	0.906	83.75	17:47:06.698
5 -	1:43.737 (2)	0.051	84.44	17:48:50.435
6 -	1:43.686 (1)		84.48	17:50:34.121

P8 14 CHRISTIE / CHRISTIE				
LAP	LAP TIME	DIFF	MPH	TIME OF DAY
1 -	1:53.767	8.101	76.99	17:41:53.028
2 -	1:45.872 (2)	0.206	82.73	17:43:38.900
3 -	1:47.132	1.466	81.76	17:45:26.032
4 -	1:46.399	0.733	82.33	17:47:12.431
5 -	1:46.242 (3)	0.576	82.45	17:48:58.673
6 -	1:45.666 (1)		82.90	17:50:44.339

P9 88 LONGMORE / LONGMORE				
LAP	LAP TIME	DIFF	MPH	TIME OF DAY
1 -	1:54.358	8.609	76.59	17:41:53.619
2 -	1:46.248 (2)	0.499	82.44	17:43:39.867
3 -	1:45.749 (1)		82.83	17:45:25.616
4 -	1:46.458 (3)	0.709	82.28	17:47:12.074
5 -	1:46.838	1.089	81.99	17:48:58.912
6 -	1:55.580	9.831	75.79	17:50:54.492

P10 69 CROFT / NICHOLAS				
LAP	LAP TIME	DIFF	MPH	TIME OF DAY
1 -	1:57.049	10.657	74.83	17:41:56.310
2 -	1:49.844	3.452	79.74	17:43:46.154
3 -	1:47.125 (2)	0.733	81.77	17:45:33.279
4 -	1:46.392 (1)		82.33	17:47:19.671
5 -	1:47.858	1.466	81.21	17:49:07.529
6 -	1:47.148 (3)	0.756	81.75	17:50:54.677

P11 113 DIX / PARKER				
LAP	LAP TIME	DIFF	MPH	TIME OF DAY
1 -	1:58.482	12.029	73.93	17:41:57.743
2 -	1:52.098	5.645	78.14	17:43:49.841
3 -	1:47.844	1.391	81.22	17:45:37.685
4 -	1:46.688 (2)	0.235	82.10	17:47:24.373
5 -	1:47.106 (3)	0.653	81.78	17:49:11.479
6 -	1:46.453 (1)		82.28	17:50:57.932

P12 33 LUMLEY / WHITNALL				
LAP	LAP TIME	DIFF	MPH	TIME OF DAY
1 -	1:57.707	7.036	74.42	17:41:56.968
2 -	1:53.141	2.470	77.42	17:43:50.109
3 -	1:50.671 (1)		79.15	17:45:40.780
4 -	1:51.067 (2)	0.396	78.86	17:47:31.847
5 -	1:52.955	2.284	77.55	17:49:24.802
6 -	1:52.265 (3)	1.594	78.02	17:51:17.067

P13 30 JAMES / JAMES				
LAP	LAP TIME	DIFF	MPH	TIME OF DAY
1 -	2:00.090	9.790	72.94	17:41:59.351
2 -	1:51.987 (3)	1.687	78.22	17:43:51.338
3 -	1:50.300 (1)		79.41	17:45:41.638
4 -	1:50.808 (2)	0.508	79.05	17:47:32.446
5 -	1:52.517	2.217	77.85	17:49:24.963
6 -	1:52.207	1.907	78.06	17:51:17.170

Weather / Track : Cloudy / Dry

Brands Hatch GP

Circuit Length = 2.4332 miles

Start: 17:39 Flag 17:49 End: 17:51

BMCRG-MRO Championships 2013 - Brands Hatch GP

RKB/BMCRG F1 & F2 Sidecars

RACE 20 - LAP ANALYSIS

DIFF = Difference To Personal Best Lap

P14 45 PETTMAN / SNASHALL				
LAP	LAP TIME	DIFF	MPH	TIME OF DAY
1 -	1:59.610	9.528	73.23	17:41:58.871
2 -	1:53.395	3.313	77.25	17:43:52.266
3 -	1:51.013 (2)	0.931	78.90	17:45:43.279
4 -	1:50.082 (1)		79.57	17:47:33.361
5 -	1:52.782	2.700	77.67	17:49:26.143
6 -	1:52.005 (3)	1.923	78.20	17:51:18.148

P15 172 DEMOTT / JONES				
LAP	LAP TIME	DIFF	MPH	TIME OF DAY
1 -	1:57.124	6.899	74.79	17:41:56.385
2 -	1:54.782	4.557	76.31	17:43:51.167
3 -	1:50.225 (1)		79.47	17:45:41.392
4 -	1:51.125 (2)	0.900	78.82	17:47:32.517
5 -	1:53.098	2.873	77.45	17:49:25.615
6 -	1:53.015 (3)	2.790	77.51	17:51:18.630

P16 118 BICKNELL / LEWINGTON				
LAP	LAP TIME	DIFF	MPH	TIME OF DAY
1 -	2:02.838	7.033	71.31	17:42:02.099
2 -	1:57.209 (3)	1.404	74.73	17:43:59.308
3 -	2:01.072	5.267	72.35	17:46:00.380
4 -	1:55.876 (2)	0.071	75.59	17:47:56.256
5 -	1:55.805 (1)		75.64	17:49:52.061

P17 92 HILDIGE / DEELEY				
LAP	LAP TIME	DIFF	MPH	TIME OF DAY
1 -	1:55.708 (1)		75.70	17:41:54.969
2 -	2:15.536	19.827	64.63	17:44:10.505
3 -	1:56.984 (2)	1.275	74.88	17:46:07.489
4 -	1:57.398 (3)	1.689	74.61	17:48:04.887
5 -	2:06.826	11.117	69.06	17:50:11.713

P18 110 LAWRENCE / BOURNE				
LAP	LAP TIME	DIFF	MPH	TIME OF DAY
1 -	2:09.313	9.407	67.74	17:42:08.574
2 -	2:04.790 (3)	4.884	70.19	17:44:13.364
3 -	2:05.195	5.289	69.96	17:46:18.559
4 -	2:00.222 (2)	0.316	72.86	17:48:18.781
5 -	1:59.906 (1)		73.05	17:50:18.687

P19 19 MacBRIDE / BROWN				
LAP	LAP TIME	DIFF	MPH	TIME OF DAY
1 -	2:23.558	6.715	61.01	17:42:22.819
2 -	2:16.843 (1)		64.01	17:44:39.662
3 -	2:22.112 (3)	5.269	61.64	17:47:01.774
4 -	2:19.226 (2)	2.383	62.91	17:49:21.000

P20 99 WALLIS / WAREHAM				
LAP	LAP TIME	DIFF	MPH	TIME OF DAY
1 -	1:49.468 (3)	6.563	80.02	17:41:48.729
2 -	1:43.390 (2)	0.485	84.72	17:43:32.119
3 -	1:42.905 (1)		85.12	17:45:15.024

P21 95 REMNANT / McLAVERTY				
LAP	LAP TIME	DIFF	MPH	TIME OF DAY

DIFF = Difference To Personal Best Lap

1 -	1:52.711 (2)	6.241	77.71	17:41:51.972
2 -	1:46.470 (1)		82.27	17:43:38.442

P22 17 WHITEMAN / SCHOFIELD				
LAP	LAP TIME	DIFF	MPH	TIME OF DAY
1 -	1:58.260 (2)	5.259	74.07	17:41:57.521
2 -	1:53.001 (1)		77.52	17:43:50.522

P23 129 STARK / GASSON				
LAP	LAP TIME	DIFF	MPH	TIME OF DAY
1 -	2:01.491 (1)		72.10	17:42:00.752

Weather / Track : Cloudy / Dry



BMCRC ThunderbikeUK & Thunderbike Extreme

**Round 7
Brands Hatch GP**

17th & 18th August 2013



Results Provided by Timing Solutions Ltd
www.tsl-timing.com

BMCRC-MRO Championships 2013 - Brands Hatch GP

BMCRC ThunderbikeUK & Thunderbike Extreme

QUALIFYING - CLASSIFICATION

POS	NO	CL	PIC NAME	R	ENTRY	TIME	ON	LAPS	GAP	DIFF	MPH
1	177	E	1 Steve JORDAN		Ducati - Steve Jordan M/C	1:37.709	7	7			89.65
2	7	E	2 Dan COUZENS		Suzuki - Team V Speed	1:38.117	2	3	0.408	0.408	89.27
3	40	E	3 David SHELVEY		Suzuki - Seton Tuning	1:38.829	3	3	1.120	0.712	88.63
4	9	E	4 Dan WRIGHT		Suzuki -	1:39.588	7	7	1.879	0.759	87.96
5	44	E	5 Denzil DAVIES		Yamaha -	1:41.114	6	7	3.405	1.526	86.63
6	173	E	6 Sarah JORDAN		Ducati -	1:41.177	6	7	3.468	0.063	86.57
7	15		1 Adam CROSS		Suzuki - G C Haulage	1:41.573	7	7	3.864	0.396	86.24
8	6		2 Martin COOPER		Tigcraft - Hugh Freeman	1:41.829	6	6	4.120	0.256	86.02
9	77		3 David MAY		Ducati - STS	1:42.517	3	3	4.808	0.688	85.44
10	34	E	7 Dan STUART	R	Yamaha - www.firstbusinessgroup.co.uk	1:42.898	7	7	5.189	0.381	85.13
11	91	E	8 Steve PARROTT		Honda - Stoneways Insurance	1:43.216	2	7	5.507	0.318	84.86
12	49	E	9 Rob BEAN		Spondon -	1:43.336	7	7	5.627	0.120	84.77
13	20		4 Adam NELSON		Ducati - Desmowerx	1:43.822	6	7	6.113	0.486	84.37
14	27	E	10 Marcus GOOSE		Aprilia -	1:43.857	7	7	6.148	0.035	84.34
15	43		5 Colin WALKEY		Kawasaki - ELP Racing	1:43.859	2	5	6.150	0.002	84.34
16	133	E	11 Phil BELENKIN		Suzuki -	1:43.993	7	7	6.284	0.134	84.23
17	94	E	12 Matthew HORLER	R	Kawasaki -	1:44.161	7	7	6.452	0.168	84.09
18	18		6 Gerrard SPEAR		Suzuki - Team V Speed	1:44.212	6	7	6.503	0.051	84.05
19	8	E	13 Kevin VAN DE WORP		Suzuki -	1:44.498	7	7	6.789	0.286	83.82
20	93	E	14 Ben MILLS		Yamaha - Mills Racing Team	1:44.742	3	3	7.033	0.244	83.63
21	26	E	15 Clive WOOD		Triumph -	1:45.246	7	7	7.537	0.504	83.23
22	69		7 Mark WALKEY		Honda - ELP Racing	1:45.605	6	7	7.896	0.359	82.94
23	116	E	16 Tom SCHOFIELD		Ducati - L&S Interiors	1:47.033	2	2	9.324	1.428	81.84
24	11		8 George LAWSON		Suzuki -	1:47.587	3	7	9.878	0.554	81.42
25	74		9 Mark HAZELGROVE		Suzuki - Lynx Networks	1:47.913	3	7	10.204	0.326	81.17
26	107		10 Michael PAYNE		Nova -	1:48.483	2	4	10.774	0.570	80.74
27	127		11 Sean MACOY		Ducati -	1:48.801	3	7	11.092	0.318	80.51
28	53	E	17 Ivan LONDAL	R	Yamaha -	1:49.044	7	7	11.335	0.243	80.33
29	5	E	18 Nick BISHOP	R	Suzuki -	1:49.385	2	3	11.676	0.341	80.08
30	254	E	19 Rick WINDAS		Ducati - Desmowerx/254 Medical Regiment	1:49.610	2	7	11.901	0.225	79.91
31	120		12 Jose TOUCEDA	R	Suzuki - Cell2	1:49.748	5	6	12.039	0.138	79.81
32	143		13 Julian ENTICKNAP		Suzuki - Assesstech	1:52.028	2	3	14.319	2.280	78.19
33	66		14 Andrew STENNING	R	Suzuki - AJ Maintenance	1:53.329	3	3	15.620	1.301	77.29
34	51		15 Paul BEESLEY	R	Yamaha -	1:57.491	5	6	19.782	4.162	74.55
35	30		16 Andy BARTLETT		Laverda -	1:57.901	6	6	20.192	0.410	74.29
36	54	E	20 Paul FULLICK	R	Yamaha -	1:57.999	5	6	20.290	0.098	74.23
37	70		17 Peter THORNTON		Yamaha - Cadmatic	1:58.107	2	2	20.398	0.108	74.16
38	135	E	21 John GOULDING		Aprilia - Wincanton Motorsport	1:58.191	6	6	20.482	0.084	74.11
39	32		18 Tom WILLIAMS	R	Honda -	1:58.478	2	6	20.769	0.287	73.93
40	24	E	22 Aaron HOBART		Yamaha -	2:00.922	2	2	23.213	2.444	72.44
41	164	E	23 Sean SCOTT		Kawasaki - AJS Motorcycles	2:03.088	2	5	25.379	2.166	71.16

Brands Hatch GP

Circuit Length = 2.4332 miles

Start: 11:52 Flag 12:11 End: 12:13

Weather / Track : Cloudy / Dry

These results are provisional until the conclusion of any judicial and technical matters.

Clerk Of Course :

Timekeeper :

Results can be found at www.tsl-timing.com

Printed - 12:21 Saturday, 17 August 2013



BMCRC-MRO Championships 2013 - Brands Hatch GP

BMCRC ThunderbikeUK & Thunderbike Extreme

QUALIFYING - LAP ANALYSIS

DIFF = Difference To Personal Best Lap

P1 177 Steve JORDAN				
LAP	LAP TIME	DIFF	MPH	TIME OF DAY
1 -	1:43.106	5.397	84.95	11:55:59.862
2 -	1:39.206	1.497	88.29	11:57:39.068
3 -	1:38.729 (2)	1.020	88.72	11:59:17.797
4 -	7:15.901 P	5:38.192	20.09	12:06:33.698
5 -	1:41.483	3.774	86.31	12:08:15.181
6 -	1:38.735 (3)	1.026	88.72	12:09:53.916
7 -	1:37.709 (1)		89.65	12:11:31.625

P2 7 Dan COUZENS				
LAP	LAP TIME	DIFF	MPH	TIME OF DAY
1 -	1:40.952 (3)	2.835	86.77	11:55:52.499
2 -	1:38.117 (1)		89.27	11:57:30.616
3 -	1:39.169 (2)	1.052	88.33	11:59:09.785

P3 40 David SHELVEY				
LAP	LAP TIME	DIFF	MPH	TIME OF DAY
1 -	1:42.099 (3)	3.270	85.79	11:56:02.671
2 -	1:40.651 (2)	1.822	87.03	11:57:43.322
3 -	1:38.829 (1)		88.63	11:59:22.151

P4 9 Dan WRIGHT				
LAP	LAP TIME	DIFF	MPH	TIME OF DAY
1 -	1:42.827	3.239	85.19	11:55:57.233
2 -	1:40.619	1.031	87.05	11:57:37.852
3 -	1:39.964 (3)	0.376	87.62	11:59:17.816
4 -	7:16.762 P	5:37.174	20.05	12:06:34.578
5 -	1:41.053	1.465	86.68	12:08:15.631
6 -	1:39.848 (2)	0.260	87.73	12:09:55.479
7 -	1:39.588 (1)		87.96	12:11:35.067

P5 44 Denzil DAVIES				
LAP	LAP TIME	DIFF	MPH	TIME OF DAY
1 -	1:46.203	5.089	82.48	11:56:07.460
2 -	1:44.096 (3)	2.982	84.15	11:57:51.556
3 -	1:43.986 (2)	2.872	84.24	11:59:35.542
4 -	7:16.945 P	5:35.831	20.04	12:06:52.487
5 -	1:47.356	6.242	81.59	12:08:39.843
6 -	1:41.114 (1)		86.63	12:10:20.957
7 -	1:45.766	4.652	82.82	12:12:06.723

P6 173 Sarah JORDAN				
LAP	LAP TIME	DIFF	MPH	TIME OF DAY
1 -	1:46.153	4.976	82.52	11:56:01.303
2 -	1:42.640	1.463	85.34	11:57:43.943
3 -	1:42.345 (3)	1.168	85.59	11:59:26.288
4 -	7:08.751 P	5:27.574	20.43	12:06:35.039
5 -	1:45.515	4.338	83.01	12:08:20.554
6 -	1:41.177 (1)		86.57	12:10:01.731
7 -	1:41.492 (2)	0.315	86.31	12:11:43.223

P7 15 Adam CROSS				
LAP	LAP TIME	DIFF	MPH	TIME OF DAY
1 -	1:47.562	5.989	81.43	11:56:02.271
2 -	1:43.691 (3)	2.118	84.48	11:57:45.962
3 -	1:45.311	3.738	83.18	11:59:31.273
4 -	7:04.063 P	5:22.490	20.65	12:06:35.336

DIFF = Difference To Personal Best Lap

5 -	1:44.479	2.906	83.84	12:08:19.815
6 -	1:41.879 (2)	0.306	85.98	12:10:01.694
7 -	1:41.573 (1)		86.24	12:11:43.267

P8 6 Martin COOPER				
LAP	LAP TIME	DIFF	MPH	TIME OF DAY
1 -	1:47.628	5.799	81.38	11:56:09.147
2 -	1:44.222 (3)	2.393	84.04	11:57:53.369
3 -	1:43.405 (2)	1.576	84.71	11:59:36.774
4 -	9:16.823 P	7:34.994	15.73	12:08:53.597
5 -	1:47.631	5.802	81.38	12:10:41.228
6 -	1:41.829 (1)		86.02	12:12:23.057

P9 77 David MAY				
LAP	LAP TIME	DIFF	MPH	TIME OF DAY
1 -	1:44.892 (3)	2.375	83.51	11:56:02.460
2 -	1:42.806 (2)	0.289	85.20	11:57:45.266
3 -	1:42.517 (1)		85.44	11:59:27.783

P10 34 Dan STUART				
LAP	LAP TIME	DIFF	MPH	TIME OF DAY
1 -	1:46.658	3.760	82.13	11:56:12.297
2 -	1:43.925 (3)	1.027	84.29	11:57:56.222
3 -	1:43.306 (2)	0.408	84.79	11:59:39.528
4 -	7:17.282 P	5:34.384	20.03	12:06:56.810
5 -	1:51.491	8.593	78.56	12:08:48.301
6 -	1:44.240	1.342	84.03	12:10:32.541
7 -	1:42.898 (1)		85.13	12:12:15.439

P11 91 Steve PARROTT				
LAP	LAP TIME	DIFF	MPH	TIME OF DAY
1 -	1:46.758	3.542	82.05	11:56:19.708
2 -	1:43.216 (1)		84.86	11:58:02.924
3 -	1:43.767	0.551	84.41	11:59:46.691
4 -	7:41.380 P	5:58.164	18.98	12:07:28.071
5 -	1:47.343	4.127	81.60	12:09:15.414
6 -	1:43.521 (2)	0.305	84.61	12:10:58.935
7 -	1:43.605 (3)	0.389	84.55	12:12:42.540

P12 49 Rob BEAN				
LAP	LAP TIME	DIFF	MPH	TIME OF DAY
1 -	1:46.703	3.367	82.09	11:56:15.928
2 -	1:43.667 (3)	0.331	84.49	11:57:59.595
3 -	1:43.631 (2)	0.295	84.52	11:59:43.226
4 -	7:14.987 P	5:31.651	20.13	12:06:58.213
5 -	1:50.904	7.568	78.98	12:08:49.117
6 -	1:45.545	2.209	82.99	12:10:34.662
7 -	1:43.336 (1)		84.77	12:12:17.998

P13 20 Adam NELSON				
LAP	LAP TIME	DIFF	MPH	TIME OF DAY
1 -	1:46.447	2.625	82.29	11:56:06.961
2 -	1:44.302 (3)	0.480	83.98	11:57:51.263
3 -	1:44.862	1.040	83.53	11:59:36.125
4 -	7:15.644 P	5:31.822	20.10	12:06:51.769
5 -	1:49.029	5.207	80.34	12:08:40.798
6 -	1:43.822 (1)		84.37	12:10:24.620
7 -	1:44.121 (2)	0.299	84.13	12:12:08.741

Weather / Track : Cloudy / Dry

Brands Hatch GP

Circuit Length = 2.4332 miles

Start: 11:52 Flag 12:11 End: 12:13

BMCRC-MRO Championships 2013 - Brands Hatch GP

BMCRC ThunderbikeUK & Thunderbike Extreme

QUALIFYING - LAP ANALYSIS

DIFF = Difference To Personal Best Lap

P14 27 Marcus GOOSE				
LAP	LAP TIME	DIFF	MPH	TIME OF DAY
1 -	1:52.874	9.017	77.60	11:56:28.592
2 -	1:47.948 (3)	4.091	81.14	11:58:16.540
3 -	1:45.772 (2)	1.915	82.81	12:00:02.312
4 -	6:51.963 P	5:08.106	21.26	12:06:54.275
5 -	1:54.053	10.196	76.80	12:08:48.328
6 -	1:48.175	4.318	80.97	12:10:36.503
7 -	1:43.857 (1)		84.34	12:12:20.360

P15 43 Colin WALKEY				
LAP	LAP TIME	DIFF	MPH	TIME OF DAY
1 -	1:46.260 (3)	2.401	82.43	11:56:14.288
2 -	1:43.859 (1)		84.34	11:57:58.147
3 -	1:44.804 (2)	0.945	83.58	11:59:42.951
4 -	7:14.814 P	5:30.955	20.14	12:06:57.765
5 -	1:55.396	11.537	75.91	12:08:53.161

P16 133 Phil BELENKIN				
LAP	LAP TIME	DIFF	MPH	TIME OF DAY
1 -	1:53.685	9.692	77.05	11:56:24.642
2 -	1:47.563 (3)	3.570	81.43	11:58:12.205
3 -	1:44.706 (2)	0.713	83.66	11:59:56.911
4 -	6:57.101 P	5:13.108	21.00	12:06:54.012
5 -	1:53.922	9.929	76.89	12:08:47.934
6 -	1:47.887	3.894	81.19	12:10:35.821
7 -	1:43.993 (1)		84.23	12:12:19.814

P17 94 Matthew HORLER				
LAP	LAP TIME	DIFF	MPH	TIME OF DAY
1 -	1:50.878	6.717	79.00	11:56:25.346
2 -	1:47.417 (3)	3.256	81.54	11:58:12.763
3 -	1:46.504 (2)	2.343	82.24	11:59:59.267
4 -	6:57.298 P	5:13.137	20.99	12:06:56.565
5 -	1:52.133	7.972	78.12	12:08:48.698
6 -	1:50.784	6.623	79.07	12:10:39.482
7 -	1:44.161 (1)		84.09	12:12:23.643

P18 18 Gerrard SPEAR				
LAP	LAP TIME	DIFF	MPH	TIME OF DAY
1 -	1:47.999	3.787	81.11	11:56:05.718
2 -	1:45.362	1.150	83.14	11:57:51.080
3 -	1:45.027 (3)	0.815	83.40	11:59:36.107
4 -	7:15.243 P	5:31.031	20.12	12:06:51.350
5 -	1:50.280	6.068	79.43	12:08:41.630
6 -	1:44.212 (1)		84.05	12:10:25.842
7 -	1:44.229 (2)	0.017	84.04	12:12:10.071

P19 8 Kevin VAN DE WORP				
LAP	LAP TIME	DIFF	MPH	TIME OF DAY
1 -	1:48.590	4.092	80.66	11:56:09.495
2 -	1:48.263	3.765	80.91	11:57:57.758
3 -	1:45.758 (3)	1.260	82.82	11:59:43.516
4 -	7:09.678 P	5:25.180	20.38	12:06:53.194
5 -	1:49.351	4.853	80.10	12:08:42.545
6 -	1:45.418 (2)	0.920	83.09	12:10:27.963
7 -	1:44.498 (1)		83.82	12:12:12.461

DIFF = Difference To Personal Best Lap

P20 93 Ben MILLS				
LAP	LAP TIME	DIFF	MPH	TIME OF DAY
1 -	1:47.907 (3)	3.165	81.17	11:56:13.015
2 -	1:44.862 (2)	0.120	83.53	11:57:57.877
3 -	1:44.742 (1)		83.63	11:59:42.619

P21 26 Clive WOOD				
LAP	LAP TIME	DIFF	MPH	TIME OF DAY
1 -	1:52.052	6.806	78.17	11:56:24.073
2 -	1:47.618	2.372	81.39	11:58:11.691
3 -	1:46.754 (2)	1.508	82.05	11:59:58.445
4 -	7:22.084 P	5:36.838	19.81	12:07:20.529
5 -	1:58.370	13.124	74.00	12:09:18.899
6 -	1:47.094 (3)	1.848	81.79	12:11:05.993
7 -	1:45.246 (1)		83.23	12:12:51.239

P22 69 Mark WALKEY				
LAP	LAP TIME	DIFF	MPH	TIME OF DAY
1 -	1:54.598	8.993	76.43	11:56:34.885
2 -	1:49.806	4.201	79.77	11:58:24.691
3 -	1:48.230 (3)	2.625	80.93	12:00:12.921
4 -	6:28.673 P	4:43.068	22.53	12:06:41.594
5 -	1:53.311	7.706	77.30	12:08:34.905
6 -	1:45.605 (1)		82.94	12:10:20.510
7 -	1:47.170 (2)	1.565	81.73	12:12:07.680

P23 116 Tom SCHOFIELD				
LAP	LAP TIME	DIFF	MPH	TIME OF DAY
1 -	1:49.916 (2)	2.883	79.69	11:56:26.413
2 -	1:47.033 (1)		81.84	11:58:13.446

P24 11 George LAWSON				
LAP	LAP TIME	DIFF	MPH	TIME OF DAY
1 -	1:55.257	7.670	76.00	11:56:38.152
2 -	1:48.609 (3)	1.022	80.65	11:58:26.761
3 -	1:47.587 (1)		81.42	12:00:14.348
4 -	6:24.538 P	4:36.951	22.78	12:06:38.886
5 -	1:52.175	4.588	78.09	12:08:31.061
6 -	1:48.025 (2)	0.438	81.09	12:10:19.086
7 -	1:49.231	1.644	80.19	12:12:08.317

P25 74 Mark HAZELGROVE				
LAP	LAP TIME	DIFF	MPH	TIME OF DAY
1 -	1:48.303 (2)	0.390	80.88	11:56:12.134
2 -	1:48.649 (3)	0.736	80.62	11:58:00.783
3 -	1:47.913 (1)		81.17	11:59:48.696
4 -	7:06.358 P	5:18.445	20.54	12:06:55.054
5 -	1:55.220	7.307	76.02	12:08:50.274
6 -	1:52.709	4.796	77.72	12:10:42.983
7 -	1:56.840	8.927	74.97	12:12:39.823

P26 107 Michael PAYNE				
LAP	LAP TIME	DIFF	MPH	TIME OF DAY
1 -	1:51.360 (3)	2.877	78.66	11:57:01.025
2 -	1:48.483 (1)		80.74	11:58:49.508
3 -	1:49.006 (2)	0.523	80.36	12:00:38.514
4 -	6:32.619 P	4:44.136	22.31	12:07:11.133

Weather / Track : Cloudy / Dry

Brands Hatch GP

Circuit Length = 2.4332 miles

Start: 11:52 Flag 12:11 End: 12:13

BMCRC-MRO Championships 2013 - Brands Hatch GP

BMCRC ThunderbikeUK & Thunderbike Extreme

QUALIFYING - LAP ANALYSIS

DIFF = Difference To Personal Best Lap

P27 127 Sean MACOY				
LAP	LAP TIME	DIFF	MPH	TIME OF DAY
1 -	1:53.158	4.357	77.41	11:56:31.174
2 -	1:49.306 (2)	0.505	80.14	11:58:20.480
3 -	1:48.801 (1)		80.51	12:00:09.281
4 -	6:46.566 P	4:57.765	21.54	12:06:55.847
5 -	1:57.188	8.387	74.75	12:08:53.035
6 -	1:50.812 (3)	2.011	79.05	12:10:43.847
7 -	1:56.055	7.254	75.48	12:12:39.902

P28 53 Ivan LONDAL				
LAP	LAP TIME	DIFF	MPH	TIME OF DAY
1 -	1:56.987	7.943	74.87	11:56:37.807
2 -	1:52.982 (3)	3.938	77.53	11:58:30.789
3 -	1:54.863	5.819	76.26	12:00:25.652
4 -	6:10.779 P	4:21.735	23.62	12:06:36.431
5 -	1:52.302	3.258	78.00	12:08:28.733
6 -	1:49.783 (2)	0.739	79.79	12:10:18.516
7 -	1:49.044 (1)		80.33	12:12:07.560

P29 5 Nick BISHOP				
LAP	LAP TIME	DIFF	MPH	TIME OF DAY
1 -	1:52.925 (3)	3.540	77.57	11:56:31.416
2 -	1:49.385 (1)		80.08	11:58:20.801
3 -	1:50.938 (2)	1.553	78.96	12:00:11.739

P30 254 Rick WINDAS				
LAP	LAP TIME	DIFF	MPH	TIME OF DAY
1 -	1:53.071	3.461	77.47	11:56:29.130
2 -	1:49.610 (1)		79.91	11:58:18.740
3 -	1:49.889 (2)	0.279	79.71	12:00:08.629
4 -	6:47.481 P	4:57.871	21.49	12:06:56.110
5 -	1:56.241	6.631	75.35	12:08:52.351
6 -	1:50.062 (3)	0.452	79.59	12:10:42.413
7 -	1:53.853	4.243	76.93	12:12:36.266

P31 120 Jose TOUCEDA				
LAP	LAP TIME	DIFF	MPH	TIME OF DAY
1 -	2:09.580	19.832	67.60	11:56:52.657
2 -	2:05.381 (3)	15.633	69.86	11:58:58.038
3 -	8:01.848 P	6:12.100	18.17	12:06:59.886
4 -	1:56.878	7.130	74.94	12:08:56.764
5 -	1:49.748 (1)		79.81	12:10:46.512
6 -	1:50.965 (2)	1.217	78.94	12:12:37.477

P32 143 Julian ENTICKNAP				
LAP	LAP TIME	DIFF	MPH	TIME OF DAY
1 -	1:55.247 (3)	3.219	76.00	11:56:28.161
2 -	1:52.028 (1)		78.19	11:58:20.189
3 -	1:53.533 (2)	1.505	77.15	12:00:13.722

P33 66 Andrew STENNING				
LAP	LAP TIME	DIFF	MPH	TIME OF DAY
1 -	2:03.928 (3)	10.599	70.68	11:56:45.768
2 -	1:58.020 (2)	4.691	74.22	11:58:43.788
3 -	1:53.329 (1)		77.29	12:00:37.117

DIFF = Difference To Personal Best Lap

P34 51 Paul BEESLEY				
LAP	LAP TIME	DIFF	MPH	TIME OF DAY
1 -	2:04.670	7.179	70.26	11:56:44.943
2 -	2:03.208 (3)	5.717	71.09	11:58:48.151
3 -	7:54.486 P	5:56.995	18.46	12:06:42.637
4 -	2:01.799	4.308	71.92	12:08:44.436
5 -	1:57.491 (1)		74.55	12:10:41.927
6 -	1:58.269 (2)	0.778	74.06	12:12:40.196

P35 30 Andy BARTLETT				
LAP	LAP TIME	DIFF	MPH	TIME OF DAY
1 -	2:27.697	29.796	59.30	11:57:16.969
2 -	2:03.121 (3)	5.220	71.14	11:59:20.090
3 -	7:42.077 P	5:44.176	18.95	12:07:02.167
4 -	2:06.294	8.393	69.36	12:09:08.461
5 -	1:58.456 (2)	0.555	73.95	12:11:06.917
6 -	1:57.901 (1)		74.29	12:13:04.818

P36 54 Paul FULLICK				
LAP	LAP TIME	DIFF	MPH	TIME OF DAY
1 -	2:05.361	7.362	69.87	11:56:46.885
2 -	2:02.548 (3)	4.549	71.48	11:58:49.433
3 -	7:52.681 P	5:54.682	18.53	12:06:42.114
4 -	2:01.475	3.476	72.11	12:08:43.589
5 -	1:57.999 (1)		74.23	12:10:41.588
6 -	1:58.987 (2)	0.988	73.62	12:12:40.575

P37 70 Peter THORNTON				
LAP	LAP TIME	DIFF	MPH	TIME OF DAY
1 -	2:05.453 (2)	7.346	69.82	11:56:56.514
2 -	1:58.107 (1)		74.16	11:58:54.621

P38 135 John GOULDING				
LAP	LAP TIME	DIFF	MPH	TIME OF DAY
1 -	2:06.178	7.987	69.42	11:56:44.204
2 -	2:02.965 (3)	4.774	71.23	11:58:47.169
3 -	7:52.323 P	5:54.132	18.54	12:06:39.492
4 -	2:01.631	3.440	72.01	12:08:41.123
5 -	2:00.148 (2)	1.957	72.90	12:10:41.271
6 -	1:58.191 (1)		74.11	12:12:39.462

P39 32 Tom WILLIAMS				
LAP	LAP TIME	DIFF	MPH	TIME OF DAY
1 -	2:05.554	7.076	69.76	11:57:09.744
2 -	1:58.478 (1)		73.93	11:59:08.222
3 -	7:32.949 P	5:34.471	19.33	12:06:41.171
4 -	2:01.986	3.508	71.81	12:08:43.157
5 -	2:01.903 (3)	3.425	71.85	12:10:45.060
6 -	1:59.509 (2)	1.031	73.29	12:12:44.569

P40 24 Aaron HOBART				
LAP	LAP TIME	DIFF	MPH	TIME OF DAY
1 -	2:03.150 (2)	2.228	71.13	11:56:46.604
2 -	2:00.922 (1)		72.44	11:58:47.526

P41 164 Sean SCOTT				
LAP	LAP TIME	DIFF	MPH	TIME OF DAY
1 -	2:03.150 (2)	2.228	71.13	11:56:46.604
2 -	2:00.922 (1)		72.44	11:58:47.526

Weather / Track : Cloudy / Dry

BMCRC-MRO Championships 2013 - Brands Hatch GP

BMCRC ThunderbikeUK & Thunderbike Extreme

QUALIFYING - LAP ANALYSIS

DIFF = Difference To Personal Best Lap

1 -	2:08.888 (3)	5.800	67.96	11:57:05.042
2 -	2:03.088 (1)		71.16	11:59:08.130
3 -	7:47.405 P	5:44.317	18.74	12:06:55.535
4 -	2:16.965	13.877	63.95	12:09:12.500
5 -	2:04.036 (2)	0.948	70.62	12:11:16.536

BMCRC-MRO Championships 2013 - Brands Hatch GP

BMCRC ThunderbikeUK & Thunderbike Extreme

RACE 7 - GRID

ROW 11										2:03.088 41 164 Sean SCOTT
ROW 10	40	2:00.922 24 Aaron HOBART	39	1:58.478 32 Tom WILLIAMS	38	1:58.191 135 John GOULDING	37	1:58.107 70 Peter THORNTON		
ROW 9		1:57.999 36 54 Paul FULLICK	35	1:57.901 30 Andy BARTLETT	34	1:57.491 51 Paul BEESLEY	33	1:53.329 66 Andrew STENNING		
ROW 8	32	1:52.028 143 Julian ENTICKNAP	31	1:49.748 120 Jose TOUCEDA	30	1:49.610 254 Rick WINDAS	29	1:49.385 5 Nick BISHOP		
ROW 7		1:49.044 28 53 Ivan LONDAL	27	1:48.801 127 Sean MACOY	26	1:48.483 107 Michael PAYNE	25	1:47.913 74 Mark HAZELGROVE		
ROW 6	24	1:47.587 11 George LAWSON	23	1:47.033 116 Tom SCHOFIELD	22	1:45.605 69 Mark WALKEY	21	1:45.246 26 Clive WOOD		
ROW 5		1:44.742 20 93 Ben MILLS	19	1:44.498 8 Kevin VAN DE WERP	18	1:44.212 18 Gerrard SPEAR	17	1:44.161 94 Matthew HORLER		
ROW 4	16	1:43.993 133 Phil BELENKIN	15	1:43.859 43 Colin WALKEY	14	1:43.857 27 Marcus GOOSE	13	1:43.822 20 Adam NELSON		
ROW 3		1:43.336 12 49 Rob BEAN	11	1:43.216 91 Steve PARROTT	10	1:42.898 34 Dan STUART	9	1:42.517 77 David MAY		
ROW 2	8	1:41.829 6 Martin COOPER	7	1:41.573 15 Adam CROSS	6	1:41.177 173 Sarah JORDAN	5	1:41.114 44 Denzil DAVIES		
ROW 1		1:39.588 4 9 Dan WRIGHT	3	1:38.829 40 David SHELVEY	2	1:38.117 7 Dan COUZENS	1	1:37.709 177 Steve JORDAN		

Pole

Brands Hatch GP
Circuit Length = 2.4332 miles

These results are provisional until the conclusion of any judicial and technical matters.

Clerk Of Course :		Timekeeper :
-------------------	--	--------------

Results can be found at www.tsl-timing.com

Printed - 12:23 Saturday, 17 August 2013



BMCRC-MRO Championships 2013 - Brands Hatch GP

BMCRC ThunderbikeUK & Thunderbike Extreme

RACE 7 - CLASSIFICATION

POS	NO	CL	PIC NAME	R	ENTRY	LAPS	TIME	GAP	DIFF	MPH	BEST	ON
1	7	E	1 Dan COUZENS		Suzuki - Team V Speed	6	9:45.638			89.74	1:36.179	4
2	40	E	2 David SHELVEY		Suzuki - Seton Tuning	6	9:52.091	6.453	6.453	88.76	1:37.152	5
3	177	E	3 Steve JORDAN		Ducati - Steve Jordan M/C	6	9:52.890	7.252	0.799	88.64	1:37.041	2
4	9	E	4 Dan WRIGHT		Suzuki -	6	9:57.524	11.886	4.634	87.96	1:38.093	3
5	44	E	5 Denzil DAVIES		Yamaha -	6	10:06.621	20.983	9.097	86.64	1:39.516	2
6	173	E	6 Sarah JORDAN		Ducati -	6	10:08.713	23.075	2.092	86.34	1:39.797	6
7	34	E	7 Dan STUART	R	Yamaha - www.firstbusinessgroup.co.uk	6	10:09.752	24.114	1.039	86.19	1:39.263	5
8	6		1 Martin COOPER		Tigcraft - Hugh Freeman	6	10:10.455	24.817	0.703	86.09	1:40.129	4
9	77		2 David MAY		Ducati - STS	6	10:11.229	25.591	0.774	85.98	1:40.098	6
10	15		3 Adam CROSS		Suzuki - G C Haulage	6	10:11.336	25.698	0.107	85.97	1:40.183	6
11	20		4 Adam NELSON		Ducati - Desmowerx	6	10:18.777	33.139	7.441	84.94	1:40.044	6
12	91		5 Steve PARROTT		Honda - Stoneways Insurance	6	10:21.175	35.537	2.398	84.61	1:41.644	6
13	49	E	8 Rob BEAN		Spondon -	6	10:23.841	38.203	2.666	84.25	1:42.321	2
14	43		6 Colin WALKEY		Kawasaki - ELP Racing	6	10:24.311	38.673	0.470	84.18	1:42.144	4
15	27	E	9 Marcus GOOSE		Aprilia -	6	10:26.551	40.913	2.240	83.88	1:42.216	3
16	93	E	10 Ben MILLS		Yamaha - Mills Racing Team	6	10:27.239	41.601	0.688	83.79	1:41.854	3
17	94	E	11 Matthew HORLER	R	Kawasaki -	6	10:27.352	41.714	0.113	83.77	1:42.886	5
18	8	E	12 Kevin VAN DE WORP		Suzuki -	6	10:31.275	45.637	3.923	83.25	1:43.093	4
19	18		7 Gerrard SPEAR		Suzuki - Team V Speed	6	10:31.935	46.297	0.660	83.17	1:42.885	4
20	133	* E	13 Phil BELENKIN		Suzuki -	6	10:36.492	50.854	4.557	82.57	1:41.779	4
21	254	E	14 Rick WINDAS		Ducati - Desmowerx/254 Medical Regiment	6	10:40.236	54.598	3.744	82.09	1:44.720	4
22	69		8 Mark WALKEY		Honda - ELP Racing	6	10:46.261	1:00.623	6.025	81.32	1:43.444	6
23	11		9 George LAWSON		Suzuki -	6	10:48.310	1:02.672	2.049	81.07	1:45.551	6
24	5	E	15 Nick BISHOP	R	Suzuki -	6	10:48.685	1:03.047	0.375	81.02	1:46.021	5
25	74		10 Mark HAZELGROVE		Suzuki - Lynx Networks	6	10:53.036	1:07.398	4.351	80.48	1:45.963	2
26	53	E	16 Ivan LONDAL	R	Yamaha -	6	11:02.735	1:17.097	9.699	79.30	1:46.857	5
27	66		11 Andrew STENNING	R	Suzuki - AJ Maintenance	6	11:03.262	1:17.624	0.527	79.24	1:46.979	5
28	127		12 Sean MACOY		Ducati -	6	11:03.946	1:18.308	0.684	79.16	1:47.419	5
29	120		13 Jose TOUCEDA	R	Suzuki - Cell2	6	11:04.858	1:19.220	0.912	79.05	1:47.963	4
30	70		14 Peter THORNTON		Yamaha - Cadmatic	6	11:12.094	1:26.456	7.236	78.20	1:49.029	5
31	51		15 Paul BEESLEY	R	Yamaha -	6	11:36.459	1:50.821	24.365	75.46	1:52.529	5
32	24	E	17 Aaron HOBART		Yamaha -	5	9:47.183	1 Lap	1 Lap	74.59	1:53.465	5
33	54	E	18 Paul FULLICK	R	Yamaha -	5	9:54.372	1 Lap	7.189	73.68	1:53.830	2
34	30		16 Andy BARTLETT		Laverda -	5	9:55.008	1 Lap	0.636	73.61	1:55.914	5
35	135	E	19 John GOULDING		Aprilia - Wincanton Motorsport	5	9:55.947	1 Lap	0.939	73.49	1:55.373	2
36	32		17 Tom WILLIAMS	R	Honda -	5	10:00.169	1 Lap	4.222	72.97	1:55.893	4

NOT CLASSIFIED

DNF	107		Michael PAYNE		Nova -	5	9:01.450	1 Lap		80.89	1:43.838	5
DNF	164	E	Sean SCOTT		Kawasaki - AJS Motorcycles	3	6:07.866	3 Laps	2 Laps	71.43	1:59.022	2
DNF	143	*	Julian ENTICKNAP		Suzuki - Assesstech	2	3:51.855	4 Laps	1 Lap	75.56	1:51.447	2
DNF	26	E	Clive WOOD		Triumph -	0						

FASTEST LAP

7	E	Dan COUZENS	Suzuki - Team V Speed	4	1:36.179	91.07 mph	146.57 kph
20		Adam NELSON	Ducati - Desmowerx	6	1:40.044	87.55 mph	140.91 kph

* Bike 133 - 10 second jump start penalty

* Bike 143 - No working transponder

Brands Hatch GP

Circuit Length = 2.4332 miles

Start: 14:25 Flag 14:35 End: 14:36

Weather / Track : Cloudy / Dry

These results are provisional until the conclusion of any judicial and technical matters.

Clerk Of Course :	Timekeeper :
-------------------	--------------

Results can be found at www.tsl-timing.com

Printed - 14:40 Saturday, 17 August 2013



BMCRC-MRO Championships 2013 - Brands Hatch GP

BMCRC ThunderbikeUK & Thunderbike Extreme

RACE 7 - LAP CHART

LAP 1		
NO	BEHIND	LAP TIME

7		1:41.914
40	1.629	1:43.543
177	2.407	1:44.321
9	3.049	1:44.963
44	3.570	1:45.484
173	4.702	1:46.616
6	5.789	1:47.703
15	6.052	1:47.966
77	7.220	1:49.134
43	7.794	1:49.708
91	7.848	1:49.762
34	7.921	1:49.835
49	9.122	1:51.036
20	9.143	1:51.057
94	10.088	1:52.002
27	10.364	1:52.278
93	11.130	1:53.044
18	11.599	1:53.513
8	11.881	1:53.795
133	12.347	1:54.261
254	13.386	1:55.300
74	14.223	1:56.137
11	14.988	1:56.902
5	15.625	1:57.539
66	17.003	1:58.917
143	18.494	2:00.408
69	18.645	2:00.559
107	18.724	2:00.638
53	19.287	2:01.201
127	19.607	2:01.521
120	19.803	2:01.717
51	21.487	2:03.401
70	21.497	2:03.411
30	23.701	2:05.615
24	25.492	2:07.406
54	25.962	2:07.876
164	27.527	2:09.441
135	27.680	2:09.594
32	28.627	2:10.541

LAP 2		
NO	BEHIND	LAP TIME

7		1:36.650
40	2.422	1:37.443
177	2.798	1:37.041
9	4.822	1:38.423
44	6.436	1:39.516
173	8.693	1:40.641
6	9.914	1:40.775
15	10.232	1:40.830
77	10.908	1:40.338
34	12.789	1:41.518
91	14.321	1:43.123
43	14.624	1:43.480
20	14.669	1:42.176
49	14.793	1:42.321
94	16.438	1:43.000
93	16.867	1:42.387
27	18.193	1:44.479
133	18.955	1:43.258
8	19.507	1:44.276
18	20.052	1:45.103

254	21.486	1:44.750
74	23.536	1:45.963
5	25.289	1:46.314
11	25.982	1:47.644
69	27.702	1:45.707
107	29.861	1:47.787
66	30.422	1:50.069
120	32.327	1:49.174
53	32.414	1:49.777
127	33.016	1:50.059
143	33.291	1:51.447
70	34.070	1:49.223
51	39.759	1:54.922
54	43.142	1:53.830
24	44.433	1:55.591
30	44.504	1:57.453
135	46.403	1:55.373
164	49.899	1:59.022
32	50.108	1:58.131

LAP 3		
NO	BEHIND	LAP TIME

7		1:36.613
40	3.494	1:37.685
177	3.995	1:37.810
9	6.302	1:38.093
44	9.389	1:39.566
173	12.810	1:40.730
6	13.895	1:40.594
15	14.597	1:40.978
77	14.945	1:40.650
34	15.466	1:39.290
91	20.177	1:42.469
49	20.936	1:42.756
20	21.606	1:43.550
43	22.019	1:44.008
93	22.108	1:41.854
94	22.874	1:43.049
27	23.796	1:42.216
133	25.069	1:42.727
8	26.193	1:43.299
18	27.191	1:43.752
254	30.145	1:45.272
74	34.362	1:47.439
5	34.863	1:46.187
69	35.892	1:44.803
11	35.963	1:46.594
107	38.587	1:45.339
66	43.723	1:49.914
120	44.490	1:48.776
53	44.606	1:48.805
127	45.057	1:48.654
70	46.702	1:49.245
51	1:00.941	1:57.795
54	1:03.939	1:57.410
24	1:04.105	1:56.285
30	1:07.654	1:59.763
135	1:08.008	1:58.218
164	1:12.689	1:59.403
32	1:13.015	1:59.520

LAP 4		
NO	BEHIND	LAP TIME

7		1:36.179
---	--	----------

40	4.913	1:37.598
177	5.091	1:37.275
9	8.366	1:38.243
44	13.760	1:40.550
173	17.067	1:40.436
6	17.845	1:40.129
34	18.797	1:39.510
15	18.890	1:40.472
77	19.532	1:40.766
91	25.951	1:41.953
20	26.309	1:40.882
49	27.165	1:42.408
43	27.984	1:42.144
94	29.902	1:43.207
27	30.232	1:42.615
133	30.669	1:41.779
93	30.858	1:44.929
8	33.107	1:43.093
18	33.897	1:42.885
254	38.686	1:44.720
5	44.922	1:46.238
11	45.614	1:45.830
69	45.930	1:46.217
107	46.256	1:43.848
74	47.092	1:48.909
53	55.534	1:47.107
120	56.274	1:47.963
66	56.722	1:49.178
127	57.721	1:48.843
70	59.948	1:49.425
51	1:19.636	1:54.874
24	1:22.362	1:54.436
54	1:25.143	1:57.383
30	1:27.738	1:56.263
135	1:28.692	1:56.863
32	1:32.729	1:55.893

LAP 5		
NO	BEHIND	LAP TIME

7		1:36.598
40	5.467	1:37.152
177	6.033	1:37.540
9	10.727	1:38.959
44	18.317	1:41.155
173	20.962	1:40.493
34	21.462	1:39.263
6	22.098	1:40.851
77	23.177	1:40.243
15	23.199	1:40.907
20	30.779	1:41.068
91	31.577	1:42.224
49	33.414	1:42.847
43	33.559	1:42.173
27	36.088	1:42.454
94	36.190	1:42.886
133	36.462	1:42.391
93	36.603	1:42.343
8	40.084	1:43.575
18	40.861	1:43.562
254	47.562	1:45.474
107	53.496	1:43.838
5	54.345	1:46.021
11	54.805	1:45.789
69	54.863	1:45.531
74	57.091	1:46.597

53	1:05.793	1:46.857
66	1:07.103	1:46.979
127	1:08.542	1:47.419
120	1:08.640	1:48.964
70	1:12.379	1:49.029
51	1:35.567	1:52.529

LAP 6		
NO	BEHIND	LAP TIME

7		1:37.684
24	1 Lap	1:53.465
40	6.453	1:38.670
177	7.252	1:38.903
54	1 Lap	1:57.873
30	1 Lap	1:55.914
135	1 Lap	1:55.899
9	11.886	1:38.843
32	1 Lap	1:56.084
44	20.983	1:40.350
173	23.075	1:39.797
34	24.114	1:40.336
6	24.817	1:40.403
77	25.591	1:40.098
15	25.698	1:40.183
20	33.139	1:40.044
91	35.537	1:41.644
49	38.203	1:42.473
43	38.673	1:42.798
133	40.854	1:42.076
27	40.913	1:42.509
93	41.601	1:42.682
94	41.714	1:43.208
8	45.637	1:43.237
18	46.297	1:43.120
254	54.598	1:44.720
69	1:00.623	1:43.444
11	1:02.672	1:45.551
5	1:03.047	1:46.386
74	1:07.398	1:47.991
53	1:17.097	1:48.988
66	1:17.624	1:48.205
127	1:18.308	1:47.450
120	1:19.220	1:48.264
70	1:26.456	1:51.761
51	1:50.821	1:52.938

Weather / Track : Cloudy / Dry

Brands Hatch GP

Circuit Length = 2.4332 miles

Start: 14:25 Flag 14:35 End: 14:36

Results can be found at www.tsl-timing.com

Printed - 14:41 Saturday, 17 August 2013

BMCRC-MRO Championships 2013 - Brands Hatch GP

BMCRC ThunderbikeUK & Thunderbike Extreme

RACE 7 - LAP ANALYSIS

DIFF = Difference To Personal Best Lap

P1 7 Dan COUZENS				
LAP	LAP TIME	DIFF	MPH	TIME OF DAY
1 -	1:41.914	5.735	85.95	14:26:59.111
2 -	1:36.650	0.471	90.63	14:28:35.761
3 -	1:36.613 (3)	0.434	90.66	14:30:12.374
4 -	1:36.179 (1)		91.07	14:31:48.553
5 -	1:36.598 (2)	0.419	90.68	14:33:25.151
6 -	1:37.684	1.505	89.67	14:35:02.835

P2 40 David SHELVEY				
LAP	LAP TIME	DIFF	MPH	TIME OF DAY
1 -	1:43.543	6.391	84.60	14:27:00.740
2 -	1:37.443 (2)	0.291	89.89	14:28:38.183
3 -	1:37.685	0.533	89.67	14:30:15.868
4 -	1:37.598 (3)	0.446	89.75	14:31:53.466
5 -	1:37.152 (1)		90.16	14:33:30.618
6 -	1:38.670	1.518	88.77	14:35:09.288

P3 177 Steve JORDAN				
LAP	LAP TIME	DIFF	MPH	TIME OF DAY
1 -	1:44.321	7.280	83.96	14:27:01.518
2 -	1:37.041 (1)		90.26	14:28:38.559
3 -	1:37.810	0.769	89.55	14:30:16.369
4 -	1:37.275 (2)	0.234	90.05	14:31:53.644
5 -	1:37.540 (3)	0.499	89.80	14:33:31.184
6 -	1:38.903	1.862	88.57	14:35:10.087

P4 9 Dan WRIGHT				
LAP	LAP TIME	DIFF	MPH	TIME OF DAY
1 -	1:44.963	6.870	83.45	14:27:02.160
2 -	1:38.423 (3)	0.330	89.00	14:28:40.583
3 -	1:38.093 (1)		89.30	14:30:18.676
4 -	1:38.243 (2)	0.150	89.16	14:31:56.919
5 -	1:38.959	0.866	88.51	14:33:35.878
6 -	1:38.843	0.750	88.62	14:35:14.721

P5 44 Denzil DAVIES				
LAP	LAP TIME	DIFF	MPH	TIME OF DAY
1 -	1:45.484	5.968	83.04	14:27:02.681
2 -	1:39.516 (1)		88.02	14:28:42.197
3 -	1:39.566 (2)	0.050	87.98	14:30:21.763
4 -	1:40.550	1.034	87.11	14:32:02.313
5 -	1:41.155	1.639	86.59	14:33:43.468
6 -	1:40.350 (3)	0.834	87.29	14:35:23.818

P6 173 Sarah JORDAN				
LAP	LAP TIME	DIFF	MPH	TIME OF DAY
1 -	1:46.616	6.819	82.16	14:27:03.813
2 -	1:40.641	0.844	87.04	14:28:44.454
3 -	1:40.730	0.933	86.96	14:30:25.184
4 -	1:40.436 (2)	0.639	87.21	14:32:05.620
5 -	1:40.493 (3)	0.696	87.16	14:33:46.113
6 -	1:39.797 (1)		87.77	14:35:25.910

P7 34 Dan STUART				
LAP	LAP TIME	DIFF	MPH	TIME OF DAY
1 -	1:49.835	10.572	79.75	14:27:07.032
2 -	1:41.518	2.255	86.28	14:28:48.550

DIFF = Difference To Personal Best Lap

3 -	1:39.290 (2)	0.027	88.22	14:30:27.840
4 -	1:39.510 (3)	0.247	88.02	14:32:07.350
5 -	1:39.263 (1)		88.24	14:33:46.613
6 -	1:40.336	1.073	87.30	14:35:26.949

P8 6 Martin COOPER				
LAP	LAP TIME	DIFF	MPH	TIME OF DAY
1 -	1:47.703	7.574	81.33	14:27:04.900
2 -	1:40.775	0.646	86.92	14:28:45.675
3 -	1:40.594 (3)	0.465	87.08	14:30:26.269
4 -	1:40.129 (1)		87.48	14:32:06.398
5 -	1:40.851	0.722	86.85	14:33:47.249
6 -	1:40.403 (2)	0.274	87.24	14:35:27.652

P9 77 David MAY				
LAP	LAP TIME	DIFF	MPH	TIME OF DAY
1 -	1:49.134	9.036	80.26	14:27:06.331
2 -	1:40.338 (3)	0.240	87.30	14:28:46.669
3 -	1:40.650	0.552	87.03	14:30:27.319
4 -	1:40.766	0.668	86.93	14:32:08.085
5 -	1:40.243 (2)	0.145	87.38	14:33:48.328
6 -	1:40.098 (1)		87.51	14:35:28.426

P10 15 Adam CROSS				
LAP	LAP TIME	DIFF	MPH	TIME OF DAY
1 -	1:47.966	7.783	81.13	14:27:05.163
2 -	1:40.830 (3)	0.647	86.87	14:28:45.993
3 -	1:40.978	0.795	86.75	14:30:26.971
4 -	1:40.472 (2)	0.289	87.18	14:32:07.443
5 -	1:40.907	0.724	86.81	14:33:48.350
6 -	1:40.183 (1)		87.43	14:35:28.533

P11 20 Adam NELSON				
LAP	LAP TIME	DIFF	MPH	TIME OF DAY
1 -	1:51.057	11.013	78.87	14:27:08.254
2 -	1:42.176	2.132	85.73	14:28:50.430
3 -	1:43.550	3.506	84.59	14:30:33.980
4 -	1:40.882 (2)	0.838	86.83	14:32:14.862
5 -	1:41.068 (3)	1.024	86.67	14:33:55.930
6 -	1:40.044 (1)		87.55	14:35:35.974

P12 91 Steve PARROTT				
LAP	LAP TIME	DIFF	MPH	TIME OF DAY
1 -	1:49.762	8.118	79.80	14:27:06.959
2 -	1:43.123	1.479	84.94	14:28:50.082
3 -	1:42.469	0.825	85.48	14:30:32.551
4 -	1:41.953 (2)	0.309	85.92	14:32:14.504
5 -	1:42.224 (3)	0.580	85.69	14:33:56.728
6 -	1:41.644 (1)		86.18	14:35:38.372

P13 49 Rob BEAN				
LAP	LAP TIME	DIFF	MPH	TIME OF DAY
1 -	1:51.036	8.715	78.89	14:27:08.233
2 -	1:42.321 (1)		85.61	14:28:50.554
3 -	1:42.756	0.435	85.24	14:30:33.310
4 -	1:42.408 (2)	0.087	85.53	14:32:15.718
5 -	1:42.847	0.526	85.17	14:33:58.565
6 -	1:42.473 (3)	0.152	85.48	14:35:41.038

Weather / Track : Cloudy / Dry

BMCRC-MRO Championships 2013 - Brands Hatch GP

BMCRC ThunderbikeUK & Thunderbike Extreme

RACE 7 - LAP ANALYSIS

DIFF = Difference To Personal Best Lap

P14 43 Colin WALKEY				
LAP	LAP TIME	DIFF	MPH	TIME OF DAY
1 -	1:49.708	7.564	79.84	14:27:06.905
2 -	1:43.480	1.336	84.65	14:28:50.385
3 -	1:44.008	1.864	84.22	14:30:34.393
4 -	1:42.144 (1)		85.75	14:32:16.537
5 -	1:42.173 (2)	0.029	85.73	14:33:58.710
6 -	1:42.798 (3)	0.654	85.21	14:35:41.508

P15 27 Marcus GOOSE				
LAP	LAP TIME	DIFF	MPH	TIME OF DAY
1 -	1:52.278	10.062	78.01	14:27:09.475
2 -	1:44.479	2.263	83.84	14:28:53.954
3 -	1:42.216 (1)		85.69	14:30:36.170
4 -	1:42.615	0.399	85.36	14:32:18.785
5 -	1:42.454 (2)	0.238	85.50	14:34:01.239
6 -	1:42.509 (3)	0.293	85.45	14:35:43.748

P16 93 Ben MILLS				
LAP	LAP TIME	DIFF	MPH	TIME OF DAY
1 -	1:53.044	11.190	77.49	14:27:10.241
2 -	1:42.387 (3)	0.533	85.55	14:28:52.628
3 -	1:41.854 (1)		86.00	14:30:34.482
4 -	1:44.929	3.075	83.48	14:32:19.411
5 -	1:42.343 (2)	0.489	85.59	14:34:01.754
6 -	1:42.682	0.828	85.31	14:35:44.436

P17 94 Matthew HORLER				
LAP	LAP TIME	DIFF	MPH	TIME OF DAY
1 -	1:52.002	9.116	78.21	14:27:09.199
2 -	1:43.000 (2)	0.114	85.04	14:28:52.199
3 -	1:43.049 (3)	0.163	85.00	14:30:35.248
4 -	1:43.207	0.321	84.87	14:32:18.455
5 -	1:42.886 (1)		85.14	14:34:01.341
6 -	1:43.208	0.322	84.87	14:35:44.549

P18 8 Kevin VAN DE WORP				
LAP	LAP TIME	DIFF	MPH	TIME OF DAY
1 -	1:53.795	10.702	76.97	14:27:10.992
2 -	1:44.276	1.183	84.00	14:28:55.268
3 -	1:43.299 (3)	0.206	84.80	14:30:38.567
4 -	1:43.093 (1)		84.97	14:32:21.660
5 -	1:43.575	0.482	84.57	14:34:05.235
6 -	1:43.237 (2)	0.144	84.85	14:35:48.472

P19 18 Gerrard SPEAR				
LAP	LAP TIME	DIFF	MPH	TIME OF DAY
1 -	1:53.513	10.628	77.17	14:27:10.710
2 -	1:45.103	2.218	83.34	14:28:55.813
3 -	1:43.752	0.867	84.43	14:30:39.565
4 -	1:42.885 (1)		85.14	14:32:22.450
5 -	1:43.562 (3)	0.677	84.58	14:34:06.012
6 -	1:43.120 (2)	0.235	84.94	14:35:49.132

P20 133 Phil BELENKIN				
LAP	LAP TIME	DIFF	MPH	TIME OF DAY
1 -	1:54.261	12.482	76.66	14:27:11.458
2 -	1:43.258	1.479	84.83	14:28:54.716

DIFF = Difference To Personal Best Lap

3 -	1:42.727	0.948	85.27	14:30:37.443
4 -	1:41.779 (1)		86.06	14:32:19.222
5 -	1:42.391 (3)	0.612	85.55	14:34:01.613
6 -	1:42.076 (2)	0.297	85.81	14:35:43.689

P21 254 Rick WINDAS				
LAP	LAP TIME	DIFF	MPH	TIME OF DAY
1 -	1:55.300	10.580	75.97	14:27:12.497
2 -	1:44.750 (3)	0.030	83.62	14:28:57.247
3 -	1:45.272	0.552	83.21	14:30:42.519
4 -	1:44.720 (1)		83.65	14:32:27.239
5 -	1:45.474	0.754	83.05	14:34:12.713
6 -	1:44.720 (1)		83.65	14:35:57.433

P22 69 Mark WALKEY				
LAP	LAP TIME	DIFF	MPH	TIME OF DAY
1 -	2:00.559	17.115	72.66	14:27:17.756
2 -	1:45.707	2.263	82.86	14:29:03.463
3 -	1:44.803 (2)	1.359	83.58	14:30:48.266
4 -	1:46.217	2.773	82.47	14:32:34.483
5 -	1:45.531 (3)	2.087	83.00	14:34:20.014
6 -	1:43.444 (1)		84.68	14:36:03.458

P23 11 George LAWSON				
LAP	LAP TIME	DIFF	MPH	TIME OF DAY
1 -	1:56.902	11.351	74.93	14:27:14.099
2 -	1:47.644	2.093	81.37	14:29:01.743
3 -	1:46.594	1.043	82.17	14:30:48.337
4 -	1:45.830 (3)	0.279	82.77	14:32:34.167
5 -	1:45.789 (2)	0.238	82.80	14:34:19.956
6 -	1:45.551 (1)		82.99	14:36:05.507

P24 5 Nick BISHOP				
LAP	LAP TIME	DIFF	MPH	TIME OF DAY
1 -	1:57.539	11.518	74.52	14:27:14.736
2 -	1:46.314	0.293	82.39	14:29:01.050
3 -	1:46.187 (2)	0.166	82.49	14:30:47.237
4 -	1:46.238 (3)	0.217	82.45	14:32:33.475
5 -	1:46.021 (1)		82.62	14:34:19.496
6 -	1:46.386	0.365	82.34	14:36:05.882

P25 74 Mark HAZELGROVE				
LAP	LAP TIME	DIFF	MPH	TIME OF DAY
1 -	1:56.137	10.174	75.42	14:27:13.334
2 -	1:45.963 (1)		82.66	14:28:59.297
3 -	1:47.439 (3)	1.476	81.53	14:30:46.736
4 -	1:48.909	2.946	80.43	14:32:35.645
5 -	1:46.597 (2)	0.634	82.17	14:34:22.242
6 -	1:47.991	2.028	81.11	14:36:10.233

P26 53 Ivan LONDAL				
LAP	LAP TIME	DIFF	MPH	TIME OF DAY
1 -	2:01.201	14.344	72.27	14:27:18.398
2 -	1:49.777	2.920	79.79	14:29:08.175
3 -	1:48.805 (3)	1.948	80.50	14:30:56.980
4 -	1:47.107 (2)	0.250	81.78	14:32:44.087
5 -	1:46.857 (1)		81.97	14:34:30.944
6 -	1:48.988	2.131	80.37	14:36:19.932

Weather / Track : Cloudy / Dry

BMCRC-MRO Championships 2013 - Brands Hatch GP

BMCRC ThunderbikeUK & Thunderbike Extreme

RACE 7 - LAP ANALYSIS

DIFF = Difference To Personal Best Lap

P27 66 Andrew STENNING				
LAP	LAP TIME	DIFF	MPH	TIME OF DAY
1 -	1:58.917	11.938	73.66	14:27:16.114
2 -	1:50.069	3.090	79.58	14:29:06.183
3 -	1:49.914	2.935	79.69	14:30:56.097
4 -	1:49.178 (3)	2.199	80.23	14:32:45.275
5 -	1:46.979 (1)		81.88	14:34:32.254
6 -	1:48.205 (2)	1.226	80.95	14:36:20.459

P28 127 Sean MACOY				
LAP	LAP TIME	DIFF	MPH	TIME OF DAY
1 -	2:01.521	14.102	72.08	14:27:18.718
2 -	1:50.059	2.640	79.59	14:29:08.777
3 -	1:48.654 (3)	1.235	80.62	14:30:57.431
4 -	1:48.843	1.424	80.48	14:32:46.274
5 -	1:47.419 (1)		81.54	14:34:33.693
6 -	1:47.450 (2)	0.031	81.52	14:36:21.143

P29 120 Jose TOUCEDA				
LAP	LAP TIME	DIFF	MPH	TIME OF DAY
1 -	2:01.717	13.754	71.96	14:27:18.914
2 -	1:49.174	1.211	80.23	14:29:08.088
3 -	1:48.776 (3)	0.813	80.53	14:30:56.864
4 -	1:47.963 (1)		81.13	14:32:44.827
5 -	1:48.964	1.001	80.39	14:34:33.791
6 -	1:48.264 (2)	0.301	80.91	14:36:22.055

P30 70 Peter THORNTON				
LAP	LAP TIME	DIFF	MPH	TIME OF DAY
1 -	2:03.411	14.382	70.98	14:27:20.608
2 -	1:49.223 (2)	0.194	80.20	14:29:09.831
3 -	1:49.245 (3)	0.216	80.18	14:30:59.076
4 -	1:49.425	0.396	80.05	14:32:48.501
5 -	1:49.029 (1)		80.34	14:34:37.530
6 -	1:51.761	2.732	78.38	14:36:29.291

P31 51 Paul BEESLEY				
LAP	LAP TIME	DIFF	MPH	TIME OF DAY
1 -	2:03.401	10.872	70.98	14:27:20.598
2 -	1:54.922	2.393	76.22	14:29:15.520
3 -	1:57.795	5.266	74.36	14:31:13.315
4 -	1:54.874 (3)	2.345	76.25	14:33:08.189
5 -	1:52.529 (1)		77.84	14:35:00.718
6 -	1:52.938 (2)	0.409	77.56	14:36:53.656

P32 24 Aaron HOBART				
LAP	LAP TIME	DIFF	MPH	TIME OF DAY
1 -	2:07.406	13.941	68.75	14:27:24.603
2 -	1:55.591 (3)	2.126	75.78	14:29:20.194
3 -	1:56.285	2.820	75.33	14:31:16.479
4 -	1:54.436 (2)	0.971	76.54	14:33:10.915
5 -	1:53.465 (1)		77.20	14:35:04.380

P33 54 Paul FULLICK				
LAP	LAP TIME	DIFF	MPH	TIME OF DAY
1 -	2:07.876	14.046	68.50	14:27:25.073
2 -	1:53.830 (1)		76.95	14:29:18.903
3 -	1:57.410 (3)	3.580	74.60	14:31:16.313

DIFF = Difference To Personal Best Lap

4 -	1:57.383 (2)	3.553	74.62	14:33:13.696
5 -	1:57.873	4.043	74.31	14:35:11.569

P34 30 Andy BARTLETT				
LAP	LAP TIME	DIFF	MPH	TIME OF DAY
1 -	2:05.615	9.701	69.73	14:27:22.812
2 -	1:57.453 (3)	1.539	74.58	14:29:20.265
3 -	1:59.763	3.849	73.14	14:31:20.028
4 -	1:56.263 (2)	0.349	75.34	14:33:16.291
5 -	1:55.914 (1)		75.57	14:35:12.205

P35 135 John GOULDING				
LAP	LAP TIME	DIFF	MPH	TIME OF DAY
1 -	2:09.594	14.221	67.59	14:27:26.791
2 -	1:55.373 (1)		75.92	14:29:22.164
3 -	1:58.218	2.845	74.09	14:31:20.382
4 -	1:56.863 (3)	1.490	74.95	14:33:17.245
5 -	1:55.899 (2)	0.526	75.58	14:35:13.144

P36 32 Tom WILLIAMS				
LAP	LAP TIME	DIFF	MPH	TIME OF DAY
1 -	2:10.541	14.648	67.10	14:27:27.738
2 -	1:58.131 (3)	2.238	74.15	14:29:25.869
3 -	1:59.520	3.627	73.29	14:31:25.389
4 -	1:55.893 (1)		75.58	14:33:21.282
5 -	1:56.084 (2)	0.191	75.46	14:35:17.366

P37 107 Michael PAYNE				
LAP	LAP TIME	DIFF	MPH	TIME OF DAY
1 -	2:00.638	16.800	72.61	14:27:17.835
2 -	1:47.787	3.949	81.26	14:29:05.622
3 -	1:45.339 (3)	1.501	83.15	14:30:50.961
4 -	1:43.848 (2)	0.010	84.35	14:32:34.809
5 -	1:43.838 (1)		84.36	14:34:18.647

P38 164 Sean SCOTT				
LAP	LAP TIME	DIFF	MPH	TIME OF DAY
1 -	2:09.441 (3)	10.419	67.67	14:27:26.638
2 -	1:59.022 (1)		73.59	14:29:25.660
3 -	1:59.403 (2)	0.381	73.36	14:31:25.063


P39 143 Julian ENTICKNAP				
LAP	LAP TIME	DIFF	MPH	TIME OF DAY
1 -	2:00.408 (2)	8.961	72.75	14:27:17.605
2 -	1:51.447 (1)		78.60	14:29:09.052

Weather / Track : Cloudy / Dry

BMCRC-MRO Championships 2013 - Brands Hatch GP

BMCRC ThunderbikeUK & Thunderbike Extreme

RACE 17 - GRID

ROW 10	40	26	Clive WOOD	39	143	Julian ENTICKNAP	38	164	Sean SCOTT	37	107	Michael PAYNE		
ROW 9		36	32	Tom WILLIAMS	35	135	John GOULDING	34	30	Andy BARTLETT	33	54	Paul FULLICK	
ROW 8		32	24	Aaron HOBART	31	51	Paul BEESLEY	30	70	Peter THORNTON	29	120	Jose TOUCEDA	
ROW 7			28	127	Sean MACOY	27	66	Andrew STENNING	26	53	Ivan LONDAL	25	74	Mark HAZELGROVE
ROW 6		24	5	Nick BISHOP	23	11	George LAWSON	22	69	Mark WALKEY	21	254	Rick WINDAS	
ROW 5			20	133	Phil BELENKIN	19	18	Gerrard SPEAR	18	8	Kevin VAN DE WORP	17	94	Matthew HORLER
ROW 4		16	93	Ben MILLS	15	27	Marcus GOOSE	14	43	Colin WALKEY	13	49	Rob BEAN	
ROW 3			12	91	Steve PARROTT	11	20	Adam NELSON	10	15	Adam CROSS	9	77	David MAY
ROW 2		8	6	Martin COOPER	7	34	Dan STUART	6	173	Sarah JORDAN	5	44	Denzil DAVIES	
ROW 1			4	9	Dan WRIGHT	3	177	Steve JORDAN	2	40	David SHELVEY	1	7	Dan COUZENS
Pole														
														

Brands Hatch GP
Circuit Length = 2.4332 miles

These results are provisional until the conclusion of any judicial and technical matters.

Clerk Of Course :		Timekeeper :	
-------------------	--	--------------	--

Results can be found at www.tsl-timing.com

Printed - 14:42 Saturday, 17 August 2013



BMCRC-MRO Championships 2013 - Brands Hatch GP

BMCRC ThunderbikeUK & Thunderbike Extreme

RACE 17 - CLASSIFICATION

POS	NO	CL	PIC NAME	R	ENTRY	LAPS	TIME	GAP	DIFF	MPH	BEST	ON
1	7	E	1 Dan COUZENS		Suzuki - Team V Speed	5	8:05.154			90.27	1:35.494	4
2	40	E	2 David SHELVEY		Suzuki - Seton Tuning	5	8:09.594	4.440	4.440	89.46	1:36.565	3
3	177	E	3 Steve JORDAN		Ducati - Steve Jordan M/C	5	8:10.752	5.598	1.158	89.24	1:36.808	3
4	44	E	4 Denzil DAVIES		Yamaha -	5	8:19.741	14.587	8.989	87.64	1:38.369	2
5	9	E	5 Dan WRIGHT		Suzuki -	5	8:22.602	17.448	2.861	87.14	1:39.149	4
6	173	E	6 Sarah JORDAN		Ducati -	5	8:30.539	25.385	7.937	85.79	1:40.250	5
7	20		1 Adam NELSON		Ducati - Desmowex	5	8:31.609	26.455	1.070	85.61	1:40.595	4
8	6		2 Martin COOPER		Tigcraft - Hugh Freeman	5	8:31.640	26.486	0.031	85.60	1:40.677	2
9	77		3 David MAY		Ducati - STS	5	8:31.698	26.544	0.058	85.59	1:40.280	5
10	34	E	7 Dan STUART	R	Yamaha - www.firstbusinessgroup.co.uk	5	8:37.245	32.091	5.547	84.67	1:41.128	2
11	49	E	8 Rob BEAN		Spondon -	5	8:38.330	33.176	1.085	84.50	1:42.000	2
12	91		4 Steve PARROTT		Honda - Stoneways Insurance	5	8:38.775	33.621	0.445	84.42	1:41.485	5
13	43		5 Colin WALKY		Kawasaki - ELP Racing	5	8:39.153	33.999	0.378	84.36	1:41.393	5
14	93	E	9 Ben MILLS		Yamaha - Mills Racing Team	5	8:41.911	36.757	2.758	83.92	1:41.631	4
15	27	E	10 Marcus GOOSE		Aprilia -	5	8:42.001	36.847	0.090	83.90	1:42.432	4
16	94	E	11 Matthew HORLER	R	Kawasaki -	5	8:47.450	42.296	5.449	83.03	1:43.491	4
17	133	E	12 Phil BELENKIN		Suzuki -	5	8:49.548	44.394	2.098	82.71	1:43.266	5
18	254	E	13 Rick WINDAS		Ducati - Desmowex/254 Medical Regiment	5	8:51.001	45.847	1.453	82.48	1:43.713	5
19	18		6 Gerrard SPEAR		Suzuki - Team V Speed	5	8:51.724	46.570	0.723	82.37	1:44.500	2
20	107		7 Michael PAYNE		Nova -	5	8:52.254	47.100	0.530	82.28	1:41.577	5
21	8	E	14 Kevin VAN DE WOP		Suzuki -	5	8:56.584	51.430	4.330	81.62	1:45.286	3
22	53	E	15 Ivan LONDAL	R	Yamaha -	5	9:00.795	55.641	4.211	80.99	1:46.017	4
23	5	E	16 Nick BISHOP	R	Suzuki -	5	9:02.563	57.409	1.768	80.72	1:46.026	2
24	11		8 George LAWSON		Suzuki -	5	9:02.671	57.517	0.108	80.71	1:46.787	3
25	69		9 Mark WALKEY		Honda - ELP Racing	5	9:02.816	57.662	0.145	80.68	1:44.677	4
26	26	E	17 Clive WOOD		Triumph -	5	9:03.394	58.240	0.578	80.60	1:45.057	4
27	70		10 Peter THORNTON		Yamaha - Cadmatic	5	9:03.412	58.258	0.018	80.60	1:45.424	3
28	120		11 Jose TOUCEDA	R	Suzuki - Cell2	5	9:05.501	1:00.347	2.089	80.29	1:45.725	4
29	74		12 Mark HAZELGROVE		Suzuki - Lynx Networks	5	9:05.676	1:00.522	0.175	80.26	1:46.958	2
30	66		13 Andrew STENNING	R	Suzuki - AJ Maintenance	5	9:20.051	1:14.897	14.375	78.20	1:49.780	5
31	127		14 Sean MACOY		Ducati -	5	9:20.270	1:15.116	0.219	78.17	1:48.926	2
32	51		15 Paul BEESLEY	R	Yamaha -	5	9:37.638	1:32.484	17.368	75.82	1:53.653	2
33	24	E	18 Aaron HOBART		Yamaha -	5	9:39.623	1:34.469	1.985	75.56	1:51.194	5
34	54	E	19 Paul FULLICK	R	Yamaha -	5	9:48.197	1:43.043	8.574	74.46	1:55.269	2
35	30		16 Andy BARTLETT		Laverda -	5	9:55.617	1:50.463	7.420	73.53	1:56.430	5
36	32		17 Tom WILLIAMS	R	Honda -	5	9:55.650	1:50.496	0.033	73.53	1:55.792	4
37	135	E	20 John GOULDING		Aprilia - Wincanton Motorsport	5	9:59.954	1:54.800	4.304	73.00	1:58.023	4
38	164	E	21 Sean SCOTT		Kawasaki - AJS Motorcycles	5	10:00.336	1:55.182	0.382	72.95	1:57.037	5

FASTEST LAP

7	E	Dan COUZENS	Suzuki - Team V Speed	4	1:35.494	91.73 mph	147.62 kph
77		David MAY	Ducati - STS	5	1:40.280	87.35 mph	140.58 kph

Brands Hatch GP

Circuit Length = 2.4332 miles

Start: 17:29 Flag 17:37 End: 17:39

Weather / Track : Cloudy / Dry

These results are provisional until the conclusion of any judicial and technical matters.

Clerk Of Course :

Timekeeper :

Results can be found at www.tsl-timing.com

Printed - 18:01 Saturday, 17 August 2013



BMCRC-MRO Championships 2013 - Brands Hatch GP

BMCRC ThunderbikeUK & Thunderbike Extreme

RACE 17 - LAP CHART

LAP 1		
NO	BEHIND	LAP TIME

7		1:41.393
40	1.009	1:42.402
177	1.293	1:42.686
9	2.553	1:43.946
44	3.774	1:45.167
6	4.145	1:45.538
77	5.616	1:47.009
173	5.783	1:47.176
49	6.740	1:48.133
20	7.124	1:48.517
34	7.865	1:49.258
43	8.959	1:50.352
91	9.248	1:50.641
94	9.397	1:50.790
27	9.775	1:51.168
93	10.518	1:51.911
18	10.690	1:52.083
254	11.675	1:53.068
8	12.927	1:54.320
74	12.939	1:54.332
11	13.256	1:54.649
53	13.586	1:54.979
133	13.611	1:55.004
5	15.089	1:56.482
69	15.664	1:57.057
66	16.461	1:57.854
107	16.636	1:58.029
120	16.703	1:58.096
70	16.828	1:58.221
26	19.306	2:00.699
51	19.580	2:00.973
127	19.744	2:01.137
54	21.642	2:03.035
135	22.679	2:04.072
24	23.030	2:04.423
30	25.888	2:07.281
32	26.049	2:07.442
164	28.203	2:09.596

LAP 2		
NO	BEHIND	LAP TIME

7		1:36.528
40	1.171	1:36.690
177	1.886	1:37.121
9	5.409	1:39.384
44	5.615	1:38.369
6	8.294	1:40.677
173	10.336	1:41.081
77	11.190	1:42.102
20	11.474	1:40.878
49	12.212	1:42.000
34	12.465	1:41.128
91	14.764	1:42.044
43	15.334	1:42.903
27	16.310	1:43.063
94	17.145	1:44.276
93	17.251	1:43.261
18	18.662	1:44.500
254	19.782	1:44.635
133	20.933	1:43.850
8	22.154	1:45.755
74	23.369	1:46.958

11	23.532	1:46.804
53	23.851	1:46.793
5	24.587	1:46.026
107	25.136	1:45.028
120	26.596	1:46.421
70	26.676	1:46.376
69	26.854	1:47.718
26	29.518	1:46.740
66	31.624	1:51.691
127	32.142	1:48.926
51	36.705	1:53.653
54	40.383	1:55.269
24	42.609	1:56.107
135	45.334	1:59.183
30	45.811	1:56.451
32	46.683	1:57.162
164	50.331	1:58.656

LAP 3		
NO	BEHIND	LAP TIME

7		1:35.780
40	1.956	1:36.565
177	2.914	1:36.808
44	8.816	1:38.981
9	9.342	1:39.713
6	15.425	1:42.911
173	15.665	1:41.109
77	16.379	1:40.969
20	16.690	1:40.996
34	18.367	1:41.682
49	19.241	1:42.809
91	21.656	1:42.672
43	21.894	1:42.340
27	23.137	1:42.607
93	24.174	1:42.703
94	25.765	1:44.400
18	28.257	1:45.375
254	28.543	1:44.541
133	28.902	1:43.749
8	31.660	1:45.286
107	34.380	1:45.024
11	34.539	1:46.787
53	35.004	1:46.933
5	35.851	1:47.044
70	36.320	1:45.424
74	36.518	1:48.929
120	37.967	1:47.151
69	38.027	1:46.953
26	38.861	1:45.123
66	46.204	1:50.360
127	46.406	1:50.044
51	55.365	1:54.440
54	1:02.145	1:57.542
24	1:02.206	1:55.377
30	1:07.857	1:57.826
135	1:09.814	2:00.260
32	1:10.164	1:59.261
164	1:12.342	1:57.791

LAP 4		
NO	BEHIND	LAP TIME

7		1:35.494
40	3.102	1:36.640
177	4.332	1:36.912

44	12.144	1:38.822
9	12.997	1:39.149
6	21.041	1:41.110
173	21.094	1:40.923
20	21.791	1:40.595
77	22.223	1:41.338
34	24.857	1:41.984
49	26.442	1:42.695
91	28.095	1:41.933
43	28.565	1:42.165
27	30.075	1:42.432
93	30.311	1:41.631
94	33.762	1:43.491
133	37.087	1:43.679
18	38.026	1:45.263
254	38.093	1:45.044
107	41.482	1:42.596
8	41.902	1:45.736
53	45.527	1:46.017
11	46.204	1:47.159
5	46.615	1:46.258
70	46.838	1:46.012
69	47.210	1:44.677
120	48.198	1:45.725
26	48.424	1:45.057
74	48.437	1:47.413
66	1:01.076	1:50.366
127	1:01.235	1:50.323
51	1:13.938	1:54.067
24	1:19.234	1:52.522
54	1:23.069	1:56.418
30	1:29.992	1:57.629
32	1:30.462	1:55.792
135	1:32.343	1:58.023
164	1:34.104	1:57.256

LAP 5		
NO	BEHIND	LAP TIME

7		1:35.959
40	4.440	1:37.297
177	5.598	1:37.225
44	14.587	1:38.402
9	17.448	1:40.410
173	25.385	1:40.250
20	26.455	1:40.623
6	26.486	1:41.404
77	26.544	1:40.280
34	32.091	1:43.193
49	33.176	1:42.693
91	33.621	1:41.485
43	33.999	1:41.393
93	36.757	1:42.405
27	36.847	1:42.731
94	42.296	1:44.493
133	44.394	1:43.266
254	45.847	1:43.713
18	46.570	1:44.503
107	47.100	1:41.577
8	51.430	1:45.487
53	55.641	1:46.073
5	57.409	1:46.753
11	57.517	1:47.272
69	57.662	1:46.411
26	58.240	1:45.775
70	58.258	1:47.379

120	1:00.347	1:48.108
74	1:00.522	1:48.044
66	1:14.897	1:49.780
127	1:15.116	1:49.840
51	1:32.484	1:54.505
24	1:34.469	1:51.194
54	1:43.043	1:55.933
30	1:50.463	1:56.430
32	1:50.496	1:55.993
135	1:54.800	1:58.416
164	1:55.182	1:57.037

Weather / Track : Cloudy / Dry

Brands Hatch GP
Circuit Length = 2.4332 miles
Start: 17:29 Flag 17:37 End: 17:39

BMCRC-MRO Championships 2013 - Brands Hatch GP

BMCRC ThunderbikeUK & Thunderbike Extreme

RACE 17 - LAP ANALYSIS

DIFF = Difference To Personal Best Lap

P1 7 Dan COUZENS				
LAP	LAP TIME	DIFF	MPH	TIME OF DAY
1 -	1:41.393	5.899	86.39	17:31:10.490
2 -	1:36.528	1.034	90.74	17:32:47.018
3 -	1:35.780 (2)	0.286	91.45	17:34:22.798
4 -	1:35.494 (1)		91.73	17:35:58.292
5 -	1:35.959 (3)	0.465	91.28	17:37:34.251

P2 40 David SHELVEY				
LAP	LAP TIME	DIFF	MPH	TIME OF DAY
1 -	1:42.402	5.837	85.54	17:31:11.499
2 -	1:36.690 (3)	0.125	90.59	17:32:48.189
3 -	1:36.565 (1)		90.71	17:34:24.754
4 -	1:36.640 (2)	0.075	90.64	17:36:01.394
5 -	1:37.297	0.732	90.03	17:37:38.691

P3 177 Steve JORDAN				
LAP	LAP TIME	DIFF	MPH	TIME OF DAY
1 -	1:42.686	5.878	85.30	17:31:11.783
2 -	1:37.121 (3)	0.313	90.19	17:32:48.904
3 -	1:36.808 (1)		90.48	17:34:25.712
4 -	1:36.912 (2)	0.104	90.38	17:36:02.624
5 -	1:37.225	0.417	90.09	17:37:39.849

P4 44 Denzil DAVIES				
LAP	LAP TIME	DIFF	MPH	TIME OF DAY
1 -	1:45.167	6.798	83.29	17:31:14.264
2 -	1:38.369 (1)		89.05	17:32:52.633
3 -	1:38.981	0.612	88.50	17:34:31.614
4 -	1:38.822 (3)	0.453	88.64	17:36:10.436
5 -	1:38.402 (2)	0.033	89.02	17:37:48.838

P5 9 Dan WRIGHT				
LAP	LAP TIME	DIFF	MPH	TIME OF DAY
1 -	1:43.946	4.797	84.27	17:31:13.043
2 -	1:39.384 (2)	0.235	88.14	17:32:52.427
3 -	1:39.713 (3)	0.564	87.85	17:34:32.140
4 -	1:39.149 (1)		88.35	17:36:11.289
5 -	1:40.410	1.261	87.24	17:37:51.699

P6 173 Sarah JORDAN				
LAP	LAP TIME	DIFF	MPH	TIME OF DAY
1 -	1:47.176	6.926	81.73	17:31:16.273
2 -	1:41.081 (3)	0.831	86.66	17:32:57.354
3 -	1:41.109	0.859	86.63	17:34:38.463
4 -	1:40.923 (2)	0.673	86.79	17:36:19.386
5 -	1:40.250 (1)		87.37	17:37:59.636

P7 20 Adam NELSON				
LAP	LAP TIME	DIFF	MPH	TIME OF DAY
1 -	1:48.517	7.922	80.72	17:31:17.614
2 -	1:40.878 (3)	0.283	86.83	17:32:58.492
3 -	1:40.996	0.401	86.73	17:34:39.488
4 -	1:40.595 (1)		87.08	17:36:20.083
5 -	1:40.623 (2)	0.028	87.05	17:38:00.706

DIFF = Difference To Personal Best Lap

P8 6 Martin COOPER				
LAP	LAP TIME	DIFF	MPH	TIME OF DAY
1 -	1:45.538	4.861	83.00	17:31:14.635
2 -	1:40.677 (1)		87.00	17:32:55.312
3 -	1:42.911	2.234	85.12	17:34:38.223
4 -	1:41.110 (2)	0.433	86.63	17:36:19.333
5 -	1:41.404 (3)	0.727	86.38	17:38:00.737

P9 77 David MAY				
LAP	LAP TIME	DIFF	MPH	TIME OF DAY
1 -	1:47.009	6.729	81.86	17:31:16.106
2 -	1:42.102	1.822	85.79	17:32:58.208
3 -	1:40.969 (2)	0.689	86.75	17:34:39.177
4 -	1:41.338 (3)	1.058	86.44	17:36:20.515
5 -	1:40.280 (1)		87.35	17:38:00.795

P10 34 Dan STUART				
LAP	LAP TIME	DIFF	MPH	TIME OF DAY
1 -	1:49.258	8.130	80.17	17:31:18.355
2 -	1:41.128 (1)		86.62	17:32:59.483
3 -	1:41.682 (2)	0.554	86.14	17:34:41.165
4 -	1:41.984 (3)	0.856	85.89	17:36:23.149
5 -	1:43.193	2.065	84.88	17:38:06.342

P11 49 Rob BEAN				
LAP	LAP TIME	DIFF	MPH	TIME OF DAY
1 -	1:48.133	6.133	81.00	17:31:17.230
2 -	1:42.000 (1)		85.88	17:32:59.230
3 -	1:42.809	0.809	85.20	17:34:42.039
4 -	1:42.695 (3)	0.695	85.29	17:36:24.734
5 -	1:42.693 (2)	0.693	85.30	17:38:07.427

P12 91 Steve PARROTT				
LAP	LAP TIME	DIFF	MPH	TIME OF DAY
1 -	1:50.641	9.156	79.17	17:31:19.738
2 -	1:42.044 (3)	0.559	85.84	17:33:01.782
3 -	1:42.672	1.187	85.31	17:34:44.454
4 -	1:41.933 (2)	0.448	85.93	17:36:26.387
5 -	1:41.485 (1)		86.31	17:38:07.872

P13 43 Colin WALKEY				
LAP	LAP TIME	DIFF	MPH	TIME OF DAY
1 -	1:50.352	8.959	79.38	17:31:19.449
2 -	1:42.903	1.510	85.12	17:33:02.352
3 -	1:42.340 (3)	0.947	85.59	17:34:44.692
4 -	1:42.165 (2)	0.772	85.74	17:36:26.857
5 -	1:41.393 (1)		86.39	17:38:08.250

P14 93 Ben MILLS				
LAP	LAP TIME	DIFF	MPH	TIME OF DAY
1 -	1:51.911	10.280	78.27	17:31:21.008
2 -	1:43.261	1.630	84.83	17:33:04.269
3 -	1:42.703 (3)	1.072	85.29	17:34:46.972
4 -	1:41.631 (1)		86.19	17:36:28.603
5 -	1:42.405 (2)	0.774	85.54	17:38:11.008

Weather / Track : Cloudy / Dry

Brands Hatch GP

Circuit Length = 2.4332 miles

Start: 17:29 Flag 17:37 End: 17:39

BMCRC-MRO Championships 2013 - Brands Hatch GP

BMCRC ThunderbikeUK & Thunderbike Extreme

RACE 17 - LAP ANALYSIS

DIFF = Difference To Personal Best Lap

P15 27 Marcus GOOSE				
LAP	LAP TIME	DIFF	MPH	TIME OF DAY
1 -	1:51.168	8.736	78.79	17:31:20.265
2 -	1:43.063	0.631	84.99	17:33:03.328
3 -	1:42.607 (2)	0.175	85.37	17:34:45.935
4 -	1:42.432 (1)		85.51	17:36:28.367
5 -	1:42.731 (3)	0.299	85.26	17:38:11.098

P16 94 Matthew HORLER				
LAP	LAP TIME	DIFF	MPH	TIME OF DAY
1 -	1:50.790	7.299	79.06	17:31:19.887
2 -	1:44.276 (2)	0.785	84.00	17:33:04.163
3 -	1:44.400 (3)	0.909	83.90	17:34:48.563
4 -	1:43.491 (1)		84.64	17:36:32.054
5 -	1:44.493	1.002	83.83	17:38:16.547

P17 133 Phil BELENKIN				
LAP	LAP TIME	DIFF	MPH	TIME OF DAY
1 -	1:55.004	11.738	76.16	17:31:24.101
2 -	1:43.850	0.584	84.35	17:33:07.951
3 -	1:43.749 (3)	0.483	84.43	17:34:51.700
4 -	1:43.679 (2)	0.413	84.49	17:36:35.379
5 -	1:43.266 (1)		84.82	17:38:18.645

P18 254 Rick WINDAS				
LAP	LAP TIME	DIFF	MPH	TIME OF DAY
1 -	1:53.068	9.355	77.47	17:31:22.165
2 -	1:44.635 (3)	0.922	83.71	17:33:06.800
3 -	1:44.541 (2)	0.828	83.79	17:34:51.341
4 -	1:45.044	1.331	83.39	17:36:36.385
5 -	1:43.713 (1)		84.46	17:38:20.098

P19 18 Gerrard SPEAR				
LAP	LAP TIME	DIFF	MPH	TIME OF DAY
1 -	1:52.083	7.583	78.15	17:31:21.180
2 -	1:44.500 (1)		83.82	17:33:05.680
3 -	1:45.375	0.875	83.13	17:34:51.055
4 -	1:45.263 (3)	0.763	83.21	17:36:36.318
5 -	1:44.503 (2)	0.003	83.82	17:38:20.821

P20 107 Michael PAYNE				
LAP	LAP TIME	DIFF	MPH	TIME OF DAY
1 -	1:58.029	16.452	74.21	17:31:27.126
2 -	1:45.028	3.451	83.40	17:33:12.154
3 -	1:45.024 (3)	3.447	83.40	17:34:57.178
4 -	1:42.596 (2)	1.019	85.38	17:36:39.774
5 -	1:41.577 (1)		86.23	17:38:21.351

P21 8 Kevin VAN DE WORP				
LAP	LAP TIME	DIFF	MPH	TIME OF DAY
1 -	1:54.320	9.034	76.62	17:31:23.417
2 -	1:45.755	0.469	82.83	17:33:09.172
3 -	1:45.286 (1)		83.20	17:34:54.458
4 -	1:45.736 (3)	0.450	82.84	17:36:40.194
5 -	1:45.487 (2)	0.201	83.04	17:38:25.681

DIFF = Difference To Personal Best Lap

P22 53 Ivan LONDAL				
LAP	LAP TIME	DIFF	MPH	TIME OF DAY
1 -	1:54.979	8.962	76.18	17:31:24.076
2 -	1:46.793 (3)	0.776	82.02	17:33:10.869
3 -	1:46.933	0.916	81.91	17:34:57.802
4 -	1:46.017 (1)		82.62	17:36:43.819
5 -	1:46.073 (2)	0.056	82.58	17:38:29.892

P23 5 Nick BISHOP				
LAP	LAP TIME	DIFF	MPH	TIME OF DAY
1 -	1:56.482	10.456	75.20	17:31:25.579
2 -	1:46.026 (1)		82.61	17:33:11.605
3 -	1:47.044	1.018	81.83	17:34:58.649
4 -	1:46.258 (2)	0.232	82.43	17:36:44.907
5 -	1:46.753 (3)	0.727	82.05	17:38:31.660

P24 11 George LAWSON				
LAP	LAP TIME	DIFF	MPH	TIME OF DAY
1 -	1:54.649	7.862	76.40	17:31:23.746
2 -	1:46.804 (2)	0.017	82.01	17:33:10.550
3 -	1:46.787 (1)		82.03	17:34:57.337
4 -	1:47.159 (3)	0.372	81.74	17:36:44.496
5 -	1:47.272	0.485	81.66	17:38:31.768

P25 69 Mark WALKEY				
LAP	LAP TIME	DIFF	MPH	TIME OF DAY
1 -	1:57.057	12.380	74.83	17:31:26.154
2 -	1:47.718	3.041	81.32	17:33:13.872
3 -	1:46.953 (3)	2.276	81.90	17:35:00.825
4 -	1:44.677 (1)		83.68	17:36:45.502
5 -	1:46.411 (2)	1.734	82.32	17:38:31.913

P26 26 Clive WOOD				
LAP	LAP TIME	DIFF	MPH	TIME OF DAY
1 -	2:00.699	15.642	72.57	17:31:29.796
2 -	1:46.740	1.683	82.06	17:33:16.536
3 -	1:45.123 (2)	0.066	83.32	17:35:01.659
4 -	1:45.057 (1)		83.38	17:36:46.716
5 -	1:45.775 (3)	0.718	82.81	17:38:32.491

P27 70 Peter THORNTON				
LAP	LAP TIME	DIFF	MPH	TIME OF DAY
1 -	1:58.221	12.797	74.09	17:31:27.318
2 -	1:46.376 (3)	0.952	82.34	17:33:13.694
3 -	1:45.424 (1)		83.09	17:34:59.118
4 -	1:46.012 (2)	0.588	82.63	17:36:45.130
5 -	1:47.379	1.955	81.57	17:38:32.509

P28 120 Jose TOUCEDA				
LAP	LAP TIME	DIFF	MPH	TIME OF DAY
1 -	1:58.096	12.371	74.17	17:31:27.193
2 -	1:46.421 (2)	0.696	82.31	17:33:13.614
3 -	1:47.151 (3)	1.426	81.75	17:35:00.765
4 -	1:45.725 (1)		82.85	17:36:46.490
5 -	1:48.108	2.383	81.02	17:38:34.598

Weather / Track : Cloudy / Dry

Brands Hatch GP

Circuit Length = 2.4332 miles

Start: 17:29 Flag 17:37 End: 17:39

BMCRC-MRO Championships 2013 - Brands Hatch GP

BMCRC ThunderbikeUK & Thunderbike Extreme

RACE 17 - LAP ANALYSIS

DIFF = Difference To Personal Best Lap

P29 74 Mark HAZELGROVE				
LAP	LAP TIME	DIFF	MPH	TIME OF DAY
1 -	1:54.332	7.374	76.61	17:31:23.429
2 -	1:46.958 (1)		81.89	17:33:10.387
3 -	1:48.929	1.971	80.41	17:34:59.316
4 -	1:47.413 (2)	0.455	81.55	17:36:46.729
5 -	1:48.044 (3)	1.086	81.07	17:38:34.773

P30 66 Andrew STENNING				
LAP	LAP TIME	DIFF	MPH	TIME OF DAY
1 -	1:57.854	8.074	74.32	17:31:26.951
2 -	1:51.691	1.911	78.42	17:33:18.642
3 -	1:50.360 (2)	0.580	79.37	17:35:09.002
4 -	1:50.366 (3)	0.586	79.37	17:36:59.368
5 -	1:49.780 (1)		79.79	17:38:49.148

P31 127 Sean MACOY				
LAP	LAP TIME	DIFF	MPH	TIME OF DAY
1 -	2:01.137	12.211	72.31	17:31:30.234
2 -	1:48.926 (1)		80.42	17:33:19.160
3 -	1:50.044 (3)	1.118	79.60	17:35:09.204
4 -	1:50.323	1.397	79.40	17:36:59.527
5 -	1:49.840 (2)	0.914	79.75	17:38:49.367

P32 51 Paul BEESLEY				
LAP	LAP TIME	DIFF	MPH	TIME OF DAY
1 -	2:00.973	7.320	72.41	17:31:30.070
2 -	1:53.653 (1)		77.07	17:33:23.723
3 -	1:54.440 (3)	0.787	76.54	17:35:18.163
4 -	1:54.067 (2)	0.414	76.79	17:37:12.230
5 -	1:54.505	0.852	76.50	17:39:06.735

P33 24 Aaron HOBART				
LAP	LAP TIME	DIFF	MPH	TIME OF DAY
1 -	2:04.423	13.229	70.40	17:31:33.520
2 -	1:56.107	4.913	75.44	17:33:29.627
3 -	1:55.377 (3)	4.183	75.92	17:35:25.004
4 -	1:52.522 (2)	1.328	77.85	17:37:17.526
5 -	1:51.194 (1)		78.77	17:39:08.720

P34 54 Paul FULLICK				
LAP	LAP TIME	DIFF	MPH	TIME OF DAY
1 -	2:03.035	7.766	71.19	17:31:32.132
2 -	1:55.269 (1)		75.99	17:33:27.401
3 -	1:57.542	2.273	74.52	17:35:24.943
4 -	1:56.418 (3)	1.149	75.24	17:37:21.361
5 -	1:55.933 (2)	0.664	75.55	17:39:17.294

P35 30 Andy BARTLETT				
LAP	LAP TIME	DIFF	MPH	TIME OF DAY
1 -	2:07.281	10.851	68.82	17:31:36.378
2 -	1:56.451 (2)	0.021	75.22	17:33:32.829
3 -	1:57.826	1.396	74.34	17:35:30.655
4 -	1:57.629 (3)	1.199	74.47	17:37:28.284
5 -	1:56.430 (1)		75.23	17:39:24.714

DIFF = Difference To Personal Best Lap

P36 32 Tom WILLIAMS				
LAP	LAP TIME	DIFF	MPH	TIME OF DAY
1 -	2:07.442	11.650	68.73	17:31:36.539
2 -	1:57.162 (3)	1.370	74.76	17:33:33.701
3 -	1:59.261	3.469	73.45	17:35:32.962
4 -	1:55.792 (1)		75.65	17:37:28.754
5 -	1:55.993 (2)	0.201	75.52	17:39:24.747

P37 135 John GOULDING				
LAP	LAP TIME	DIFF	MPH	TIME OF DAY
1 -	2:04.072	6.049	70.60	17:31:33.169
2 -	1:59.183 (3)	1.160	73.49	17:33:32.352
3 -	2:00.260	2.237	72.84	17:35:32.612
4 -	1:58.023 (1)		74.22	17:37:30.635
5 -	1:58.416 (2)	0.393	73.97	17:39:29.051

P38 164 Sean SCOTT				
LAP	LAP TIME	DIFF	MPH	TIME OF DAY
1 -	2:09.596	12.559	67.59	17:31:38.693
2 -	1:58.656	1.619	73.82	17:33:37.349
3 -	1:57.791 (3)	0.754	74.36	17:35:35.140
4 -	1:57.256 (2)	0.219	74.70	17:37:32.396
5 -	1:57.037 (1)		74.84	17:39:29.433


Weather / Track : Cloudy / Dry

BMCRC-MRO Championships 2013 - Brands Hatch GP

BMCRC ThunderbikeUK & Thunderbike Extreme

RACE 8 - GRID

ROW 10				38	164	Sean SCOTT		37	135	John GOULDING							
ROW 9		36	32	Tom WILLIAMS		35	30	Andy BARTLETT		34	54	Paul FULLICK		33	24	Aaron HOBART	
ROW 8		32	51	Paul BEESLEY		31	127	Sean MACOY		30	66	Andrew STENNING		29	74	Mark HAZELGROVE	
ROW 7			28	120	Jose TOUCEDA		27	70	Peter THORNTON		26	26	Clive WOOD		25	69	Mark WALKEY
ROW 6		24	11	George LAWSON		23	5	Nick BISHOP		22	53	Ivan LONDAL		21	8	Kevin VAN DE WERP	
ROW 5			20	107	Michael PAYNE		19	18	Gerrard SPEAR		18	254	Rick WINDAS		17	133	Phil BELENKIN
ROW 4		16	94	Matthew HORLER		15	27	Marcus GOOSE		14	93	Ben MILLS		13	43	Colin WALKEY	
ROW 3			12	91	Steve PARROTT		11	49	Rob BEAN		10	34	Dan STUART		9	77	David MAY
ROW 2		8	6	Martin COOPER		7	20	Adam NELSON		6	173	Sarah JORDAN		5	9	Dan WRIGHT	
ROW 1			4	44	Denzil DAVIES		3	177	Steve JORDAN		2	40	David SHELVEY		1	7	Dan COUZENS
																	Pole



Brands Hatch GP
Circuit Length = 2.4332 miles

These results are provisional until the conclusion of any judicial and technical matters.

Clerk Of Course :		Timekeeper :	
-------------------	--	--------------	--

Results can be found at www.tsl-timing.com

Printed - 17:43 Saturday, 17 August 2013



BMCRC-MRO Championships 2013 - Brands Hatch GP

BMCRC ThunderbikeUK & Thunderbike Extreme

RACE 21 - SNETTERTON ROUND - CLASSIFICATION - AMENDED

POS	NO	CL	PIC NAME	R	ENTRY	LAPS	TIME	GAP	DIFF	MPH	BEST	ON
1	40	E	1 David SHELVEY		Suzuki - Seton Tuning	6	10:03.496			87.09	1:39.288	2
2	44	E	2 Denzil DAVIES		Yamaha -	6	10:03.758	0.262	0.262	87.05	1:37.428	6
3	20		1 Adam NELSON		Ducati - Desmowex	6	10:10.964	7.468	7.206	86.02	1:40.484	5
4	93	E	3 Ben MILLS		Yamaha - Mills Racing Team	6	10:19.804	16.308	8.840	84.79	1:41.640	6
5	91		2 Steve PARROTT		Honda - Stoneways Insurance	6	10:20.060	16.564	0.256	84.76	1:41.620	6
6	34	E	4 Dan STUART	R	Yamaha - www.firstbusinessgroup.co.uk	6	10:21.226	17.730	1.166	84.60	1:41.537	5
7	77		3 David MAY		Ducati - STS	6	10:21.344	17.848	0.118	84.58	1:41.746	5
8	43		4 Colin WALKEY		Kawasaki - ELP Racing	6	10:22.629	19.133	1.285	84.41	1:41.018	6
9	94	E	5 Matthew HORLER	R	Kawasaki -	6	10:25.584	22.088	2.955	84.01	1:42.512	5
10	254	E	6 Rick WINDAS		Ducati - Desmowex/254 Medical Regiment	6	10:26.130	22.634	0.546	83.94	1:42.196	5
11	121		5 Roger MARSH	R	Suzuki -	6	10:28.815	25.319	2.685	83.58	1:42.707	4
12	27	E	7 Marcus GOOSE		Aprilia -	6	10:33.749	30.253	4.934	82.93	1:43.742	6
13	133	E	8 Phil BELENKIN		Suzuki -	6	10:35.893	32.397	2.144	82.65	1:41.672	6
14	18		6 Gerrard SPEAR		Suzuki - Team V Speed	6	10:36.230	32.734	0.337	82.61	1:44.399	5
15	116	E	9 Tom SCHOFIELD		Ducati - L&S Interiors	6	10:37.852	34.356	1.622	82.40	1:44.088	6
16	5	E	10 Nick BISHOP	R	Suzuki -	6	10:38.411	34.915	0.559	82.32	1:43.590	5
17	11		7 George LAWSON		Suzuki -	6	10:42.684	39.188	4.273	81.78	1:45.016	6
18	127		8 Sean MACOY		Ducati -	6	10:48.324	44.828	5.640	81.06	1:45.450	4
19	143		9 Julian ENTICKNAP		Suzuki - Assesstech	6	11:23.871	1:20.375	35.547	76.85	1:52.386	2
20	54	E	11 Paul FULLICK	R	Yamaha -	6	11:25.061	1:21.565	1.190	76.72	1:51.519	6
21	15		10 Adam CROSS		Suzuki - G C Haulage	6	11:39.492	1:35.996	14.431	75.13	1:41.760	4
22	58		11 Steve YOUNG		Kawasaki - Cadmatic	6	11:47.493	1:43.997	8.001	74.28	1:54.296	6
23	32		12 Tom WILLIAMS	R	Honda -	6	11:48.355	1:44.859	0.862	74.19	1:55.816	6

NOT CLASSIFIED

DQ 53 E Ivan LONDAL R Yamaha - 0

FASTEST LAP

44	E	Denzil DAVIES	Yamaha -	6	1:37.428	89.91 mph	144.69 kph
20		Adam NELSON	Ducati - Desmowex	5	1:40.484	87.17 mph	140.29 kph

Bike 53 - Disqualified for a technical infringement.

Brands Hatch GP

Circuit Length = 2.4332 miles

Start: 10:44 Flag 10:54 End: 10:56

Weather / Track : Cloudy / Dry

These results are provisional until the conclusion of any judicial and technical matters.

Clerk Of Course :	Timekeeper :
-------------------	--------------

Results can be found at www.tsl-timing.com

Printed - 11:44 Sunday, 18 August 2013



BMCRC-MRO Championships 2013 - Brands Hatch GP

BMCRC ThunderbikeUK & Thunderbike Extreme

RACE 21 - SNETTERTON ROUND - LAP CHART

LAP 1		
NO	BEHIND	LAP TIME

40		1:44.553
20	2.344	1:46.897
93	3.883	1:48.436
44	4.066	1:48.619
15	4.243	1:48.796
91	4.468	1:49.021
34	4.787	1:49.340
77	5.743	1:50.296
94	6.044	1:50.597
254	6.503	1:51.056
18	7.401	1:51.954
121	7.569	1:52.122
27	7.670	1:52.223
43	8.181	1:52.734
116	9.366	1:53.919
11	9.401	1:53.954
5	10.059	1:54.612
53	10.922	1:55.475
127	12.254	1:56.807
133	12.956	1:57.509
143	15.286	1:59.839
54	15.706	2:00.259
32	21.112	2:05.665
58	22.439	2:06.992

LAP 2		
NO	BEHIND	LAP TIME

40		1:39.288
20	4.237	1:41.181
44	5.820	1:41.042
93	7.209	1:42.614
91	7.621	1:42.441
34	8.104	1:42.605
77	8.506	1:42.051
94	10.101	1:43.345
254	10.963	1:43.748
43	11.681	1:42.788
121	12.096	1:43.815
18	12.612	1:44.499
27	12.822	1:44.440
11	16.302	1:46.189
116	16.498	1:46.420
5	16.907	1:46.136
53	18.086	1:46.452
133	19.027	1:45.359
127	20.429	1:47.463
143	28.384	1:52.386
54	29.532	1:53.114
32	39.525	1:57.701
58	41.663	1:58.512
15	1:25.751	3:00.796 P

LAP 3		
NO	BEHIND	LAP TIME

40		1:39.375
44	5.789	1:39.344
20	6.230	1:41.368
93	10.548	1:42.714
91	11.116	1:42.870
34	11.905	1:43.176
77	12.008	1:42.877

94	14.021	1:43.295
43	15.147	1:42.841
254	15.299	1:43.711
121	16.106	1:43.385
27	17.737	1:44.290
18	18.576	1:45.339
116	21.620	1:44.497
53	22.693	1:43.982
11	22.790	1:45.863
5	23.556	1:46.024
133	25.276	1:45.624
127	27.115	1:46.061
143	41.830	1:52.821
54	44.176	1:54.019
32	57.018	1:56.868
58	59.495	1:57.207
15	1:29.818	1:43.442

LAP 4		
NO	BEHIND	LAP TIME

40		1:39.993
44	4.638	1:38.842
20	6.762	1:40.525
93	12.860	1:42.305
91	13.360	1:42.237
34	14.446	1:42.534
77	14.517	1:42.502
94	17.014	1:42.986
43	17.308	1:42.154
254	17.917	1:42.611
121	18.820	1:42.707
27	22.525	1:44.781
18	23.848	1:45.265
116	26.018	1:44.391
5	27.616	1:44.053
133	28.673	1:43.390
11	29.049	1:46.252
53	31.500	1:48.800
127	32.572	1:45.450
143	55.420	1:53.583
54	57.431	1:53.248
32	1:13.460	1:56.435
58	1:14.801	1:55.299
15	1:31.585	1:41.760

LAP 5		
NO	BEHIND	LAP TIME

40		1:39.901
44	3.220	1:38.483
20	7.345	1:40.484
93	15.054	1:42.095
91	15.330	1:41.871
34	16.082	1:41.537
77	16.362	1:41.746
43	18.501	1:41.094
94	19.625	1:42.512
254	20.212	1:42.196
121	21.679	1:42.760
27	26.897	1:44.273
18	28.346	1:44.399
116	30.654	1:44.537
133	31.111	1:42.339
5	31.305	1:43.590
11	34.558	1:45.410

53	39.381	1:47.782
127	39.643	1:46.972
143	1:08.091	1:52.572
54	1:10.432	1:52.902
32	1:29.429	1:55.870
58	1:30.087	1:55.187
15	1:33.533	1:41.849

LAP 6		
NO	BEHIND	LAP TIME

40		1:40.386
44	0.262	1:37.428
20	7.468	1:40.509
93	16.308	1:41.640
91	16.564	1:41.620
34	17.730	1:42.034
77	17.848	1:41.872
43	19.133	1:41.018
94	22.088	1:42.849
254	22.634	1:42.808
121	25.319	1:44.026
27	30.253	1:43.742
133	32.397	1:41.672
18	32.734	1:44.774
116	34.356	1:44.088
5	34.915	1:43.996
11	39.188	1:45.016
53	44.360	1:45.365
127	44.828	1:45.571
143	1:20.375	1:52.670
54	1:21.565	1:51.519
15	1:35.996	1:42.849
58	1:43.997	1:54.296
32	1:44.859	1:55.816

Weather / Track : Cloudy / Dry

Results can be found at www.tsl-timing.com

Brands Hatch GP
Circuit Length = 2.4332 miles
Start: 10:44 Flag 10:54 End: 10:56

Printed - 10:57 Sunday, 18 August 2013

BMCRC-MRO Championships 2013 - Brands Hatch GP

BMCRC ThunderbikeUK & Thunderbike Extreme

RACE 21 - SNETTERTON ROUND - LAP ANALYSIS

DIFF = Difference To Personal Best Lap

P1 40 David SHELVEY				
LAP	LAP TIME	DIFF	MPH	TIME OF DAY
1 -	1:44.553	5.265	83.78	10:45:55.672
2 -	1:39.288 (1)		88.22	10:47:34.960
3 -	1:39.375 (2)	0.087	88.14	10:49:14.335
4 -	1:39.993	0.705	87.60	10:50:54.328
5 -	1:39.901 (3)	0.613	87.68	10:52:34.229
6 -	1:40.386	1.098	87.26	10:54:14.615

P2 44 Denzil DAVIES				
LAP	LAP TIME	DIFF	MPH	TIME OF DAY
1 -	1:48.619	11.191	80.64	10:45:59.738
2 -	1:41.042	3.614	86.69	10:47:40.780
3 -	1:39.344	1.916	88.17	10:49:20.124
4 -	1:38.842 (3)	1.414	88.62	10:50:58.966
5 -	1:38.483 (2)	1.055	88.94	10:52:37.449
6 -	1:37.428 (1)		89.91	10:54:14.877

P3 20 Adam NELSON				
LAP	LAP TIME	DIFF	MPH	TIME OF DAY
1 -	1:46.897	6.413	81.94	10:45:58.016
2 -	1:41.181	0.697	86.57	10:47:39.197
3 -	1:41.368	0.884	86.41	10:49:20.565
4 -	1:40.525 (3)	0.041	87.14	10:51:01.090
5 -	1:40.484 (1)		87.17	10:52:41.574
6 -	1:40.509 (2)	0.025	87.15	10:54:22.083

P4 93 Ben MILLS				
LAP	LAP TIME	DIFF	MPH	TIME OF DAY
1 -	1:48.436	6.796	80.78	10:45:59.555
2 -	1:42.614	0.974	85.36	10:47:42.169
3 -	1:42.714	1.074	85.28	10:49:24.883
4 -	1:42.305 (3)	0.665	85.62	10:51:07.188
5 -	1:42.095 (2)	0.455	85.80	10:52:49.283
6 -	1:41.640 (1)		86.18	10:54:30.923

P5 91 Steve PARROTT				
LAP	LAP TIME	DIFF	MPH	TIME OF DAY
1 -	1:49.021	7.401	80.35	10:46:00.140
2 -	1:42.441	0.821	85.51	10:47:42.581
3 -	1:42.870	1.250	85.15	10:49:25.451
4 -	1:42.237 (3)	0.617	85.68	10:51:07.688
5 -	1:41.871 (2)	0.251	85.98	10:52:49.559
6 -	1:41.620 (1)		86.20	10:54:31.179

P6 34 Dan STUART				
LAP	LAP TIME	DIFF	MPH	TIME OF DAY
1 -	1:49.340	7.803	80.11	10:46:00.459
2 -	1:42.605	1.068	85.37	10:47:43.064
3 -	1:43.176	1.639	84.90	10:49:26.240
4 -	1:42.534 (3)	0.997	85.43	10:51:08.774
5 -	1:41.537 (1)		86.27	10:52:50.311
6 -	1:42.034 (2)	0.497	85.85	10:54:32.345

P7 77 David MAY				
LAP	LAP TIME	DIFF	MPH	TIME OF DAY
1 -	1:50.296	8.550	79.42	10:46:01.415
2 -	1:42.051 (3)	0.305	85.83	10:47:43.466

DIFF = Difference To Personal Best Lap

3 -	1:42.877	1.131	85.14	10:49:26.343
4 -	1:42.502	0.756	85.46	10:51:08.845
5 -	1:41.746 (1)		86.09	10:52:50.591
6 -	1:41.872 (2)	0.126	85.98	10:54:32.463

P8 43 Colin WALKEY				
LAP	LAP TIME	DIFF	MPH	TIME OF DAY
1 -	1:52.734	11.716	77.70	10:46:03.853
2 -	1:42.788	1.770	85.22	10:47:46.641
3 -	1:42.841	1.823	85.17	10:49:29.482
4 -	1:42.154 (3)	1.136	85.75	10:51:11.636
5 -	1:41.094 (2)	0.076	86.65	10:52:52.730
6 -	1:41.018 (1)		86.71	10:54:33.748

P9 94 Matthew HORLER				
LAP	LAP TIME	DIFF	MPH	TIME OF DAY
1 -	1:50.597	8.085	79.20	10:46:01.716
2 -	1:43.345	0.833	84.76	10:47:45.061
3 -	1:43.295	0.783	84.80	10:49:28.356
4 -	1:42.986 (3)	0.474	85.05	10:51:11.342
5 -	1:42.512 (1)		85.45	10:52:53.854
6 -	1:42.849 (2)	0.337	85.17	10:54:36.703

P10 254 Rick WINDAS				
LAP	LAP TIME	DIFF	MPH	TIME OF DAY
1 -	1:51.056	8.860	78.87	10:46:02.175
2 -	1:43.748	1.552	84.43	10:47:45.923
3 -	1:43.711	1.515	84.46	10:49:29.634
4 -	1:42.611 (2)	0.415	85.36	10:51:12.245
5 -	1:42.196 (1)		85.71	10:52:54.441
6 -	1:42.808 (3)	0.612	85.20	10:54:37.249

P11 121 Roger MARSH				
LAP	LAP TIME	DIFF	MPH	TIME OF DAY
1 -	1:52.122	9.415	78.12	10:46:03.241
2 -	1:43.815	1.108	84.37	10:47:47.056
3 -	1:43.385 (3)	0.678	84.73	10:49:30.441
4 -	1:42.707 (1)		85.28	10:51:13.148
5 -	1:42.760 (2)	0.053	85.24	10:52:55.908
6 -	1:44.026	1.319	84.20	10:54:39.934

P12 27 Marcus GOOSE				
LAP	LAP TIME	DIFF	MPH	TIME OF DAY
1 -	1:52.223	8.481	78.05	10:46:03.342
2 -	1:44.440	0.698	83.87	10:47:47.782
3 -	1:44.290 (3)	0.548	83.99	10:49:32.072
4 -	1:44.781	1.039	83.60	10:51:16.853
5 -	1:44.273 (2)	0.531	84.00	10:53:01.126
6 -	1:43.742 (1)		84.43	10:54:44.868

P13 133 Phil BELENKIN				
LAP	LAP TIME	DIFF	MPH	TIME OF DAY
1 -	1:57.509	15.837	74.54	10:46:08.628
2 -	1:45.359	3.687	83.14	10:47:53.987
3 -	1:45.624	3.952	82.93	10:49:39.611
4 -	1:43.390 (3)	1.718	84.72	10:51:23.001
5 -	1:42.339 (2)	0.667	85.59	10:53:05.340
6 -	1:41.672 (1)		86.15	10:54:47.012

Weather / Track : Cloudy / Dry

Brands Hatch GP

Circuit Length = 2.4332 miles

Start: 10:44 Flag 10:54 End: 10:56

BMCRC-MRO Championships 2013 - Brands Hatch GP

BMCRC ThunderbikeUK & Thunderbike Extreme

RACE 21 - SNETTERTON ROUND - LAP ANALYSIS

DIFF = Difference To Personal Best Lap

P14 18 Gerrard SPEAR				
LAP	LAP TIME	DIFF	MPH	TIME OF DAY
1 -	1:51.954	7.555	78.24	10:46:03.073
2 -	1:44.499 (2)	0.100	83.82	10:47:47.572
3 -	1:45.339	0.940	83.15	10:49:32.911
4 -	1:45.265	0.866	83.21	10:51:18.176
5 -	1:44.399 (1)		83.90	10:53:02.575
6 -	1:44.774 (3)	0.375	83.60	10:54:47.349

P15 116 Tom SCHOFIELD				
LAP	LAP TIME	DIFF	MPH	TIME OF DAY
1 -	1:53.919	9.831	76.89	10:46:05.038
2 -	1:46.420	2.332	82.31	10:47:51.458
3 -	1:44.497 (3)	0.409	83.82	10:49:35.955
4 -	1:44.391 (2)	0.303	83.91	10:51:20.346
5 -	1:44.537	0.449	83.79	10:53:04.883
6 -	1:44.088 (1)		84.15	10:54:48.971

P16 5 Nick BISHOP				
LAP	LAP TIME	DIFF	MPH	TIME OF DAY
1 -	1:54.612	11.022	76.43	10:46:05.731
2 -	1:46.136	2.546	82.53	10:47:51.867
3 -	1:46.024	2.434	82.62	10:49:37.891
4 -	1:44.053 (3)	0.463	84.18	10:51:21.944
5 -	1:43.590 (1)		84.56	10:53:05.534
6 -	1:43.996 (2)	0.406	84.23	10:54:49.530

P17 11 George LAWSON				
LAP	LAP TIME	DIFF	MPH	TIME OF DAY
1 -	1:53.954	8.938	76.87	10:46:05.073
2 -	1:46.189	1.173	82.49	10:47:51.262
3 -	1:45.863 (3)	0.847	82.74	10:49:37.125
4 -	1:46.252	1.236	82.44	10:51:23.377
5 -	1:45.410 (2)	0.394	83.10	10:53:08.787
6 -	1:45.016 (1)		83.41	10:54:53.803

P18 53 Ivan LONDAL				
LAP	LAP TIME	DIFF	MPH	TIME OF DAY
1 -	1:55.475	11.493	75.85	10:46:06.594
2 -	1:46.452 (3)	2.470	82.28	10:47:53.046
3 -	1:43.982 (1)		84.24	10:49:37.028
4 -	1:48.800	4.818	80.51	10:51:25.828
5 -	1:47.782	3.800	81.27	10:53:13.610
6 -	1:45.365 (2)	1.383	83.13	10:54:58.975

P19 127 Sean MACOY				
LAP	LAP TIME	DIFF	MPH	TIME OF DAY
1 -	1:56.807	11.357	74.99	10:46:07.926
2 -	1:47.463	2.013	81.51	10:47:55.389
3 -	1:46.061 (3)	0.611	82.59	10:49:41.450
4 -	1:45.450 (1)		83.07	10:51:26.900
5 -	1:46.972	1.522	81.88	10:53:13.872
6 -	1:45.571 (2)	0.121	82.97	10:54:59.443

P20 143 Julian ENTICKNAP				
LAP	LAP TIME	DIFF	MPH	TIME OF DAY
1 -	1:59.839	7.453	73.09	10:46:10.958
2 -	1:52.386 (1)		77.94	10:48:03.344

DIFF = Difference To Personal Best Lap

3 -	1:52.821	0.435	77.64	10:49:56.165
4 -	1:53.583	1.197	77.12	10:51:49.748
5 -	1:52.572 (2)	0.186	77.81	10:53:42.320
6 -	1:52.670 (3)	0.284	77.74	10:55:34.990

P21 54 Paul FULLICK				
LAP	LAP TIME	DIFF	MPH	TIME OF DAY
1 -	2:00.259	8.740	72.84	10:46:11.378
2 -	1:53.114 (3)	1.595	77.44	10:48:04.492
3 -	1:54.019	2.500	76.82	10:49:58.511
4 -	1:53.248	1.729	77.35	10:51:51.759
5 -	1:52.902 (2)	1.383	77.58	10:53:44.661
6 -	1:51.519 (1)		78.55	10:55:36.180

P22 15 Adam CROSS				
LAP	LAP TIME	DIFF	MPH	TIME OF DAY
1 -	1:48.796	7.036	80.51	10:45:59.915
2 -	3:00.796 P	1:19.036	48.45	10:49:00.711
3 -	1:43.442	1.682	84.68	10:50:44.153
4 -	1:41.760 (1)		86.08	10:52:25.913
5 -	1:41.849 (2)	0.089	86.00	10:54:07.762
6 -	1:42.849 (3)	1.089	85.17	10:55:50.611

P23 58 Steve YOUNG				
LAP	LAP TIME	DIFF	MPH	TIME OF DAY
1 -	2:06.992	12.696	68.97	10:46:18.111
2 -	1:58.512	4.216	73.91	10:48:16.623
3 -	1:57.207	2.911	74.73	10:50:13.830
4 -	1:55.299 (3)	1.003	75.97	10:52:09.129
5 -	1:55.187 (2)	0.891	76.04	10:54:04.316
6 -	1:54.296 (1)		76.64	10:55:58.612

P24 32 Tom WILLIAMS				
LAP	LAP TIME	DIFF	MPH	TIME OF DAY
1 -	2:05.665	9.849	69.70	10:46:16.784
2 -	1:57.701	1.885	74.42	10:48:14.485
3 -	1:56.868	1.052	74.95	10:50:11.353
4 -	1:56.435 (3)	0.619	75.23	10:52:07.788
5 -	1:55.870 (2)	0.054	75.60	10:54:03.658
6 -	1:55.816 (1)		75.63	10:55:59.474

Weather / Track : Cloudy / Dry

BMCRC-MRO Championships 2013 - Brands Hatch GP

BMCRC ThunderbikeUK & Thunderbike Extreme

RACE 8 - CLASSIFICATION

POS	NO	CL	PIC NAME	R	ENTRY	LAPS	TIME	GAP	DIFF	MPH	BEST	ON
1	7	E	1 Dan COUZENS		Suzuki - Team V Speed	4	6:34.114			88.90	1:36.567	3
2	177	E	2 Steve JORDAN		Ducati - Steve Jordan M/C	4	6:35.941	1.827	1.827	88.49	1:36.662	3
3	40	E	3 David SHELVEY		Suzuki - Seton Tuning	4	6:42.113	7.999	6.172	87.13	1:37.757	2
4	20		1 Adam NELSON		Ducati - Desmowerx	4	6:50.509	16.395	8.396	85.35	1:39.317	2
5	6		2 Martin COOPER		Tigcraft - Hugh Freeman	4	6:52.253	18.139	1.744	84.99	1:40.046	2
6	34	E	4 Dan STUART	R	Yamaha - www.firstbusinessgroup.co.uk	4	6:53.826	19.712	1.573	84.67	1:40.294	2
7	91		3 Steve PARROTT		Honda - Stoneways Insurance	4	6:55.209	21.095	1.383	84.38	1:41.378	2
8	94	E	5 Matthew HORLER	R	Kawasaki -	4	6:55.241	21.127	0.032	84.38	1:41.355	3
9	49	E	6 Rob BEAN		Spondon -	4	7:03.112	28.998	7.871	82.81	1:42.800	2
10	254	E	7 Rick WINDAS		Ducati - Desmowerx/254 Medical Regiment	4	7:03.805	29.691	0.693	82.67	1:43.286	3
11	18		4 Gerrard SPEAR		Suzuki - Team V Speed	4	7:04.458	30.344	0.653	82.55	1:43.622	3
12	27	E	8 Marcus GOOSE		Aprilia -	4	7:04.589	30.475	0.131	82.52	1:43.126	3
13	43		5 Colin WALKY		Kawasaki - ELP Racing	4	7:04.694	30.580	0.105	82.50	1:42.725	2
14	121		6 Roger MARSH	R	Suzuki -	4	7:06.704	32.590	2.010	82.11	1:42.960	2
15	15		7 Adam CROSS		Suzuki - G C Haulage	4	7:12.141	38.027	5.437	81.08	1:42.701	3
16	53	E	9 Ivan LONDAL	R	Yamaha -	4	7:14.607	40.493	2.466	80.62	1:45.382	3
17	116	E	10 Tom SCHOFIELD		Ducati - L&S Interiors	4	7:14.678	40.564	0.071	80.60	1:44.755	3
18	5	E	11 Nick BISHOP	R	Suzuki -	4	7:16.021	41.907	1.343	80.36	1:44.646	3
19	11		8 George LAWSON		Suzuki -	4	7:20.949	46.835	4.928	79.46	1:46.685	3
20	74		9 Mark HAZELGROVE		Suzuki - Lynx Networks	4	7:22.776	48.662	1.827	79.13	1:47.775	3
21	133	E	12 Phil BELENKIN		Suzuki -	4	7:23.050	48.936	0.274	79.08	1:42.718	3
22	127		10 Sean MACOY		Ducati -	4	7:30.598	56.484	7.548	77.76	1:47.714	3
23	24	E	13 Aaron HOBART		Yamaha -	4	7:35.381	1:01.267	4.783	76.94	1:50.845	2
24	54	E	14 Paul FULLICK	R	Yamaha -	4	7:41.894	1:07.780	6.513	75.86	1:52.098	2
25	51		11 Paul BEESLEY	R	Yamaha -	4	7:50.449	1:16.335	8.555	74.48	1:53.193	3
26	135	E	15 John GOULDING		Aprilia - Wincanton Motorsport	4	7:57.823	1:23.709	7.374	73.33	1:56.233	2
27	164	E	16 Sean SCOTT		Kawasaki - AJS Motorcycles	4	7:58.460	1:24.346	0.637	73.23	1:54.831	2
28	143		12 Julian ENTICKNAP		Suzuki - Assesstech	4	8:10.384	1:36.270	11.924	71.45	1:56.379	2
29	32		13 Tom WILLIAMS	R	Honda -	4	8:10.832	1:36.718	0.448	71.38	1:56.863	2
30	30		14 Andy BARTLETT		Laverda -	4	8:14.303	1:40.189	3.471	70.88	1:56.122	2

NOT CLASSIFIED

DNF	44	E	Denzil DAVIES		Yamaha -	4	6:43.755	9.641		86.78	1:38.120	2
DNF	77		David MAY		Ducati - STS	4	6:54.304	20.190	10.549	84.57	1:42.012	2
DNF	93	E	Ben MILLS		Yamaha - Mills Racing Team	4	6:54.352	20.238	0.048	84.56	1:40.860	2
DNF	8	E	Kevin VAN DE WORP		Suzuki -	3	5:22.090	1 Lap	1 Lap	81.59	1:44.305	2
DNF	69		Mark WALKY		Honda - ELP Racing	3	5:34.578	1 Lap	12.488	78.54	1:47.868	2
DNF	70		Peter THORNTON		Yamaha - Cadmatic	3	5:42.342	1 Lap	7.764	76.76	1:49.865	2
DNF	107		Michael PAYNE		Nova -	1	1:55.095	3 Laps	2 Laps	76.10	1:55.095	1

FASTEST LAP

7	E	Dan COUZENS	Suzuki - Team V Speed	3	1:36.567	90.71 mph	145.98 kph
20		Adam NELSON	Ducati - Desmowerx	2	1:39.317	88.20 mph	141.94 kph

Race stopped

Weather / Track : Cloudy / Dry

These results are provisional until the conclusion of any judicial and technical matters.

Brands Hatch GP

Circuit Length = 2.4332 miles

Start: 13:55 Flag 14:02 End: 14:07

Clerk Of Course :	Timekeeper :
-------------------	--------------

Results can be found at www.tsl-timing.com

Printed - 14:10 Sunday, 18 August 2013



BMCRC-MRO Championships 2013 - Brands Hatch GP

BMCRC ThunderbikeUK & Thunderbike Extreme

RACE 8 - LAP CHART

LAP 1		
NO	BEHIND	LAP TIME

7		1:42.122
177	0.762	1:42.884
40	1.261	1:43.383
44	1.830	1:43.952
6	3.766	1:45.888
77	4.655	1:46.777
20	5.061	1:47.183
91	5.921	1:48.043
34	5.967	1:48.089
94	6.280	1:48.402
93	6.639	1:48.761
18	8.406	1:50.528
49	8.611	1:50.733
254	9.287	1:51.409
43	9.339	1:51.461
133	10.059	1:52.181
27	10.143	1:52.265
121	10.481	1:52.603
8	11.209	1:53.331
53	11.942	1:54.064
107	12.973	1:55.095
11	13.025	1:55.147
15	13.038	1:55.160
74	13.991	1:56.113
5	14.304	1:56.426
69	15.029	1:57.151
116	15.927	1:58.049
54	16.848	1:58.970
24	18.013	2:00.135
127	18.507	2:00.629
70	20.051	2:02.173
143	20.305	2:02.427
51	20.661	2:02.783
135	22.484	2:04.606
164	24.887	2:07.009
32	25.317	2:07.439
30	38.230	2:20.352

LAP 2		
NO	BEHIND	LAP TIME

7		1:37.114
177	0.688	1:37.040
40	1.904	1:37.757
44	2.836	1:38.120
6	6.698	1:40.046
20	7.264	1:39.317
34	9.147	1:40.294
77	9.553	1:42.012
91	10.185	1:41.378
93	10.385	1:40.860
94	11.045	1:41.879
49	14.297	1:42.800
43	14.950	1:42.725
18	15.967	1:44.675
254	16.264	1:44.091
121	16.327	1:42.960
27	16.603	1:43.574
8	18.400	1:44.305
53	21.441	1:46.613
15	21.538	1:45.614
11	23.111	1:47.200
5	23.703	1:46.513

116	24.550	1:45.737
74	24.844	1:47.967
69	25.783	1:47.868
133	27.594	1:54.649
127	31.228	1:49.835
24	31.744	1:50.845
54	31.832	1:52.098
70	32.802	1:49.865
51	38.880	1:55.333
143	39.570	1:56.379
135	41.603	1:56.233
164	42.604	1:54.831
32	45.066	1:56.863
30	57.238	1:56.122

LAP 3		
NO	BEHIND	LAP TIME

7		1:36.567
177	0.783	1:36.662
40	3.700	1:38.363
44	5.368	1:39.099
6	11.010	1:40.879
20	11.291	1:40.594
34	15.004	1:42.424
77	15.375	1:42.389
91	15.510	1:41.892
93	15.596	1:41.778
94	15.833	1:41.355
49	20.682	1:42.952
43	21.494	1:43.111
254	22.983	1:43.286
18	23.022	1:43.622
27	23.162	1:43.126
121	24.050	1:44.290
8	26.287	1:44.454
15	27.672	1:42.701
53	30.256	1:45.382
5	31.782	1:44.646
116	32.738	1:44.755
11	33.229	1:46.685
133	33.745	1:42.718
74	36.052	1:47.775
69	38.775	1:49.559
127	42.375	1:47.714
24	46.208	1:51.031
70	46.539	1:50.304
54	48.605	1:53.340
51	55.506	1:53.193
135	1:02.149	1:57.113
164	1:04.084	1:58.047
143	1:04.394	2:01.391
32	1:11.738	2:03.239
30	1:19.101	1:58.430

LAP 4		
NO	BEHIND	LAP TIME

7		1:38.311
177	1.827	1:39.355
40	7.999	1:42.610
44	9.641	1:42.584
20	16.395	1:43.415
6	18.139	1:45.440
34	19.712	1:43.019
77	20.190	1:43.126

93	20.238	1:42.953
91	21.095	1:43.896
94	21.127	1:43.605
49	28.998	1:46.627
254	29.691	1:45.019
18	30.344	1:45.633
27	30.475	1:45.624
43	30.580	1:47.397
121	32.590	1:46.851
15	38.027	1:48.666
53	40.493	1:48.548
116	40.564	1:46.137
5	41.907	1:48.436
11	46.835	1:51.917
74	48.662	1:50.921
133	48.936	1:53.502
127	56.484	1:52.420
24	1:01.267	1:53.370
54	1:07.780	1:57.486
51	1:16.335	1:59.140
135	1:23.709	1:59.871
164	1:24.346	1:58.573
143	1:36.270	2:10.187
32	1:36.718	2:03.291
30	1:40.189	1:59.399

Weather / Track : Cloudy / Dry

Results can be found at www.tsl-timing.com

Brands Hatch GP
Circuit Length = 2.4332 miles
Start: 13:55 Flag 14:02 End: 14:07

Printed - 14:11 Sunday, 18 August 2013

BMCRC-MRO Championships 2013 - Brands Hatch GP

BMCRC ThunderbikeUK & Thunderbike Extreme

RACE 8 - LAP ANALYSIS

DIFF = Difference To Personal Best Lap

P1 7 Dan COUZENS				
LAP	LAP TIME	DIFF	MPH	TIME OF DAY
1 -	1:42.122	5.555	85.77	13:57:15.396
2 -	1:37.114 (2)	0.547	90.20	13:58:52.510
3 -	1:36.567 (1)		90.71	14:00:29.077
4 -	1:38.311 (3)	1.744	89.10	14:02:07.388

P2 177 Steve JORDAN				
LAP	LAP TIME	DIFF	MPH	TIME OF DAY
1 -	1:42.884	6.222	85.14	13:57:16.158
2 -	1:37.040 (2)	0.378	90.27	13:58:53.198
3 -	1:36.662 (1)		90.62	14:00:29.860
4 -	1:39.355 (3)	2.693	88.16	14:02:09.215

P3 40 David SHELVEY				
LAP	LAP TIME	DIFF	MPH	TIME OF DAY
1 -	1:43.383	5.626	84.73	13:57:16.657
2 -	1:37.757 (1)		89.60	13:58:54.414
3 -	1:38.363 (2)	0.606	89.05	14:00:32.777
4 -	1:42.610 (3)	4.853	85.37	14:02:15.387

P4 20 Adam NELSON				
LAP	LAP TIME	DIFF	MPH	TIME OF DAY
1 -	1:47.183	7.866	81.72	13:57:20.457
2 -	1:39.317 (1)		88.20	13:58:59.774
3 -	1:40.594 (2)	1.277	87.08	14:00:40.368
4 -	1:43.415 (3)	4.098	84.70	14:02:23.783

P5 6 Martin COOPER				
LAP	LAP TIME	DIFF	MPH	TIME OF DAY
1 -	1:45.888	5.842	82.72	13:57:19.162
2 -	1:40.046 (1)		87.55	13:58:59.208
3 -	1:40.879 (2)	0.833	86.83	14:00:40.087
4 -	1:45.440 (3)	5.394	83.07	14:02:25.527

P6 34 Dan STUART				
LAP	LAP TIME	DIFF	MPH	TIME OF DAY
1 -	1:48.089	7.795	81.04	13:57:21.363
2 -	1:40.294 (1)		87.34	13:59:01.657
3 -	1:42.424 (2)	2.130	85.52	14:00:44.081
4 -	1:43.019 (3)	2.725	85.03	14:02:27.100

P7 91 Steve PARROTT				
LAP	LAP TIME	DIFF	MPH	TIME OF DAY
1 -	1:48.043	6.665	81.07	13:57:21.317
2 -	1:41.378 (1)		86.40	13:59:02.695
3 -	1:41.892 (2)	0.514	85.97	14:00:44.587
4 -	1:43.896 (3)	2.518	84.31	14:02:28.483

P8 94 Matthew HORLER				
LAP	LAP TIME	DIFF	MPH	TIME OF DAY
1 -	1:48.402	7.047	80.80	13:57:21.676
2 -	1:41.879 (2)	0.524	85.98	13:59:03.555
3 -	1:41.355 (1)		86.42	14:00:44.910
4 -	1:43.605 (3)	2.250	84.55	14:02:28.515

DIFF = Difference To Personal Best Lap

P9 49 Rob BEAN				
LAP	LAP TIME	DIFF	MPH	TIME OF DAY
1 -	1:50.733	7.933	79.10	13:57:24.007
2 -	1:42.800 (1)		85.21	13:59:06.807
3 -	1:42.952 (2)	0.152	85.08	14:00:49.759
4 -	1:46.627 (3)	3.827	82.15	14:02:36.386

P10 254 Rick WINDAS				
LAP	LAP TIME	DIFF	MPH	TIME OF DAY
1 -	1:51.409	8.123	78.62	13:57:24.683
2 -	1:44.091 (2)	0.805	84.15	13:59:08.774
3 -	1:43.286 (1)		84.81	14:00:52.060
4 -	1:45.019 (3)	1.733	83.41	14:02:37.079

P11 18 Gerrard SPEAR				
LAP	LAP TIME	DIFF	MPH	TIME OF DAY
1 -	1:50.528	6.906	79.25	13:57:23.802
2 -	1:44.675 (2)	1.053	83.68	13:59:08.477
3 -	1:43.622 (1)		84.53	14:00:52.099
4 -	1:45.633 (3)	2.011	82.92	14:02:37.732

P12 27 Marcus GOOSE				
LAP	LAP TIME	DIFF	MPH	TIME OF DAY
1 -	1:52.265	9.139	78.02	13:57:25.539
2 -	1:43.574 (2)	0.448	84.57	13:59:09.113
3 -	1:43.126 (1)		84.94	14:00:52.239
4 -	1:45.624 (3)	2.498	82.93	14:02:37.863

P13 43 Colin WALKEY				
LAP	LAP TIME	DIFF	MPH	TIME OF DAY
1 -	1:51.461	8.736	78.59	13:57:24.735
2 -	1:42.725 (1)		85.27	13:59:07.460
3 -	1:43.111 (2)	0.386	84.95	14:00:50.571
4 -	1:47.397 (3)	4.672	81.56	14:02:37.968

P14 121 Roger MARSH				
LAP	LAP TIME	DIFF	MPH	TIME OF DAY
1 -	1:52.603	9.643	77.79	13:57:25.877
2 -	1:42.960 (1)		85.08	13:59:08.837
3 -	1:44.290 (2)	1.330	83.99	14:00:53.127
4 -	1:46.851 (3)	3.891	81.98	14:02:39.978

P15 15 Adam CROSS				
LAP	LAP TIME	DIFF	MPH	TIME OF DAY
1 -	1:55.160	12.459	76.06	13:57:28.434
2 -	1:45.614 (2)	2.913	82.94	13:59:14.048
3 -	1:42.701 (1)		85.29	14:00:56.749
4 -	1:48.666 (3)	5.965	80.61	14:02:45.415

P16 53 Ivan LONDAL				
LAP	LAP TIME	DIFF	MPH	TIME OF DAY
1 -	1:54.064	8.682	76.79	13:57:27.338
2 -	1:46.613 (2)	1.231	82.16	13:59:13.951
3 -	1:45.382 (1)		83.12	14:00:59.333
4 -	1:48.548 (3)	3.166	80.70	14:02:47.881

Weather / Track : Cloudy / Dry

Brands Hatch GP

Circuit Length = 2.4332 miles

Start: 13:55 Flag 14:02 End: 14:07

BMCRC-MRO Championships 2013 - Brands Hatch GP

BMCRC ThunderbikeUK & Thunderbike Extreme

RACE 8 - LAP ANALYSIS

DIFF = Difference To Personal Best Lap

P17 116 Tom SCHOFIELD				
LAP	LAP TIME	DIFF	MPH	TIME OF DAY
1 -	1:58.049	13.294	74.20	13:57:31.323
2 -	1:45.737 (2)	0.982	82.84	13:59:17.060
3 -	1:44.755 (1)		83.62	14:01:01.815
4 -	1:46.137 (3)	1.382	82.53	14:02:47.952

P18 5 Nick BISHOP				
LAP	LAP TIME	DIFF	MPH	TIME OF DAY
1 -	1:56.426	11.780	75.23	13:57:29.700
2 -	1:46.513 (2)	1.867	82.24	13:59:16.213
3 -	1:44.646 (1)		83.70	14:01:00.859
4 -	1:48.436 (3)	3.790	80.78	14:02:49.295

P19 11 George LAWSON				
LAP	LAP TIME	DIFF	MPH	TIME OF DAY
1 -	1:55.147	8.462	76.07	13:57:28.421
2 -	1:47.200 (2)	0.515	81.71	13:59:15.621
3 -	1:46.685 (1)		82.10	14:01:02.306
4 -	1:51.917 (3)	5.232	78.27	14:02:54.223

P20 74 Mark HAZELGROVE				
LAP	LAP TIME	DIFF	MPH	TIME OF DAY
1 -	1:56.113	8.338	75.44	13:57:29.387
2 -	1:47.967 (2)	0.192	81.13	13:59:17.354
3 -	1:47.775 (1)		81.27	14:01:05.129
4 -	1:50.921 (3)	3.146	78.97	14:02:56.050

P21 133 Phil BELENKIN				
LAP	LAP TIME	DIFF	MPH	TIME OF DAY
1 -	1:52.181 (2)	9.463	78.08	13:57:25.455
2 -	1:54.649	11.931	76.40	13:59:20.104
3 -	1:42.718 (1)		85.28	14:01:02.822
4 -	1:53.502 (3)	10.784	77.17	14:02:56.324

P22 127 Sean MACOY				
LAP	LAP TIME	DIFF	MPH	TIME OF DAY
1 -	2:00.629	12.915	72.61	13:57:33.903
2 -	1:49.835 (2)	2.121	79.75	13:59:23.738
3 -	1:47.714 (1)		81.32	14:01:11.452
4 -	1:52.420 (3)	4.706	77.92	14:03:03.872

P23 24 Aaron HOBART				
LAP	LAP TIME	DIFF	MPH	TIME OF DAY
1 -	2:00.135	9.290	72.91	13:57:33.409
2 -	1:50.845 (1)		79.02	13:59:24.254
3 -	1:51.031 (2)	0.186	78.89	14:01:15.285
4 -	1:53.370 (3)	2.525	77.26	14:03:08.655

P24 54 Paul FULLICK				
LAP	LAP TIME	DIFF	MPH	TIME OF DAY
1 -	1:58.970	6.872	73.63	13:57:32.244
2 -	1:52.098 (1)		78.14	13:59:24.342
3 -	1:53.340 (2)	1.242	77.28	14:01:17.682
4 -	1:57.486 (3)	5.388	74.56	14:03:15.168

DIFF = Difference To Personal Best Lap

P25 51 Paul BEESLEY				
LAP	LAP TIME	DIFF	MPH	TIME OF DAY
1 -	2:02.783	9.590	71.34	13:57:36.057
2 -	1:55.333 (2)	2.140	75.95	13:59:31.390
3 -	1:53.193 (1)		77.38	14:01:24.583
4 -	1:59.140 (3)	5.947	73.52	14:03:23.723

P26 135 John GOULDING				
LAP	LAP TIME	DIFF	MPH	TIME OF DAY
1 -	2:04.606	8.373	70.30	13:57:37.880
2 -	1:56.233 (1)		75.36	13:59:34.113
3 -	1:57.113 (2)	0.880	74.79	14:01:31.226
4 -	1:59.871 (3)	3.638	73.07	14:03:31.097

P27 164 Sean SCOTT				
LAP	LAP TIME	DIFF	MPH	TIME OF DAY
1 -	2:07.009	12.178	68.96	13:57:40.283
2 -	1:54.831 (1)		76.28	13:59:35.114
3 -	1:58.047 (2)	3.216	74.20	14:01:33.161
4 -	1:58.573 (3)	3.742	73.87	14:03:31.734

P28 143 Julian ENTICKNAP				
LAP	LAP TIME	DIFF	MPH	TIME OF DAY
1 -	2:02.427 (3)	6.048	71.55	13:57:35.701
2 -	1:56.379 (1)		75.26	13:59:32.080
3 -	2:01.391 (2)	5.012	72.16	14:01:33.471
4 -	2:10.187	13.808	67.28	14:03:43.658

P29 32 Tom WILLIAMS				
LAP	LAP TIME	DIFF	MPH	TIME OF DAY
1 -	2:07.439	10.576	68.73	13:57:40.713
2 -	1:56.863 (1)		74.95	13:59:37.576
3 -	2:03.239 (2)	6.376	71.08	14:01:40.815
4 -	2:03.291 (3)	6.428	71.05	14:03:44.106

P30 30 Andy BARTLETT				
LAP	LAP TIME	DIFF	MPH	TIME OF DAY
1 -	2:20.352	24.230	62.41	13:57:53.626
2 -	1:56.122 (1)		75.43	13:59:49.748
3 -	1:58.430 (2)	2.308	73.96	14:01:48.178
4 -	1:59.399 (3)	3.277	73.36	14:03:47.577

P31 44 Denzil DAVIES				
LAP	LAP TIME	DIFF	MPH	TIME OF DAY
1 -	1:43.952	5.832	84.26	13:57:17.226
2 -	1:38.120 (1)		89.27	13:58:55.346
3 -	1:39.099 (2)	0.979	88.39	14:00:34.445
4 -	1:42.584 (3)	4.464	85.39	14:02:17.029

P32 77 David MAY				
LAP	LAP TIME	DIFF	MPH	TIME OF DAY
1 -	1:46.777	4.765	82.03	13:57:20.051
2 -	1:42.012 (1)		85.87	13:59:02.063
3 -	1:42.389 (2)	0.377	85.55	14:00:44.452
4 -	1:43.126 (3)	1.114	84.94	14:02:27.578

Weather / Track : Cloudy / Dry

Brands Hatch GP

Circuit Length = 2.4332 miles

Start: 13:55 Flag 14:02 End: 14:07

BMCRC-MRO Championships 2013 - Brands Hatch GP

BMCRC ThunderbikeUK & Thunderbike Extreme

RACE 8 - LAP ANALYSIS

DIFF = Difference To Personal Best Lap

P33 93 Ben MILLS				
LAP	LAP TIME	DIFF	MPH	TIME OF DAY
1 -	1:48.761	7.901	80.54	13:57:22.035
2 -	1:40.860 (1)		86.85	13:59:02.895
3 -	1:41.778 (2)	0.918	86.06	14:00:44.673
4 -	1:42.953 (3)	2.093	85.08	14:02:27.626

P34 8 Kevin VAN DE WORP				
LAP	LAP TIME	DIFF	MPH	TIME OF DAY
1 -	1:53.331 (3)	9.026	77.29	13:57:26.605
2 -	1:44.305 (1)		83.98	13:59:10.910
3 -	1:44.454 (2)	0.149	83.86	14:00:55.364

P35 69 Mark WALKEY				
LAP	LAP TIME	DIFF	MPH	TIME OF DAY
1 -	1:57.151 (3)	9.283	74.77	13:57:30.425
2 -	1:47.868 (1)		81.20	13:59:18.293
3 -	1:49.559 (2)	1.691	79.95	14:01:07.852

P36 70 Peter THORNTON				
LAP	LAP TIME	DIFF	MPH	TIME OF DAY
1 -	2:02.173 (3)	12.308	71.70	13:57:35.447
2 -	1:49.865 (1)		79.73	13:59:25.312
3 -	1:50.304 (2)	0.439	79.41	14:01:15.616

P37 107 Michael PAYNE				
LAP	LAP TIME	DIFF	MPH	TIME OF DAY
1 -	1:55.095 (1)		76.10	13:57:28.369

BMCRC-MRO Championships 2013 - Brands Hatch GP

BMCRC ThunderbikeUK & Thunderbike Extreme

RACE 18 - CLASSIFICATION

POS	NO	CL	PIC NAME	R	ENTRY	LAPS	TIME	GAP	DIFF	MPH	BEST	ON
1	177	E	1 Steve JORDAN		Ducati - Steve Jordan M/C	6	9:45.213			89.81	1:36.338	4
2	40	E	2 David SHELVEY		Suzuki - Seton Tuning	6	9:45.968	0.755	0.755	89.69	1:36.341	5
3	7	E	3 Dan COUZENS		Suzuki - Team V Speed	6	9:48.248	3.035	2.280	89.34	1:36.706	5
4	6		1 Martin COOPER		Tigcraft - Hugh Freeman	6	10:07.775	22.562	19.527	86.47	1:39.735	3
5	20		2 Adam NELSON		Ducati - Desmowerx	6	10:16.896	31.683	9.121	85.19	1:41.171	2
6	15		3 Adam CROSS		Suzuki - G C Haulage	6	10:17.049	31.836	0.153	85.17	1:40.587	3
7	91		4 Steve PARROTT		Honda - Stoneways Insurance	6	10:17.881	32.668	0.832	85.06	1:41.258	2
8	34	E	4 Dan STUART	R	Yamaha - www.firstbusinessgroup.co.uk	6	10:17.981	32.768	0.100	85.04	1:41.100	3
9	49	E	5 Rob BEAN		Spondon -	6	10:19.986	34.773	2.005	84.77	1:41.745	3
10	27	E	6 Marcus GOOSE		Aprilia -	6	10:23.122	37.909	3.136	84.34	1:41.953	6
11	94	E	7 Matthew HORLER	R	Kawasaki -	6	10:23.200	37.987	0.078	84.33	1:42.132	2
12	121		5 Roger MARSH	R	Suzuki -	6	10:23.336	38.123	0.136	84.31	1:42.088	6
13	77		6 David MAY		Ducati - STS	6	10:27.649	42.436	4.313	83.73	1:41.661	3
14	254	E	8 Rick WINDAS		Ducati - Desmowerx/254 Medical Regiment	6	10:27.976	42.763	0.327	83.69	1:42.138	6
15	133	* E	9 Phil BELENKIN		Suzuki -	6	10:28.745	43.532	0.769	83.59	1:40.468	6
16	18		7 Gerrard SPEAR		Suzuki - Team V Speed	6	10:29.681	44.468	0.936	83.46	1:43.061	6
17	43		8 Colin WALKEY		Kawasaki - ELP Racing	6	10:30.870	45.657	1.189	83.31	1:41.314	6
18	93	E	10 Ben MILLS		Yamaha - Mills Racing Team	6	10:33.632	48.419	2.762	82.94	1:41.876	5
19	53	E	11 Ivan LONDAL	R	Yamaha -	6	10:40.532	55.319	6.900	82.05	1:45.178	6
20	5	E	12 Nick BISHOP	R	Suzuki -	6	10:40.960	55.747	0.428	82.00	1:44.833	6
21	11		9 George LAWSON		Suzuki -	6	10:42.161	56.948	1.201	81.84	1:45.537	4
22	8	E	13 Kevin VAN DE WORP		Suzuki -	6	10:45.739	1:00.526	3.578	81.39	1:44.488	5
23	74		10 Mark HAZELGROVE		Suzuki - Lynx Networks	6	10:53.105	1:07.892	7.366	80.47	1:46.265	2
24	69		11 Mark WALKEY		Honda - ELP Racing	6	10:53.746	1:08.533	0.641	80.39	1:46.177	6
25	61		12 Luke HARRIS		Suzuki -	6	11:08.440	1:23.227	14.694	78.62	1:47.331	4
26	127	*	13 Sean MACOY		Ducati -	6	11:09.689	1:24.476	1.249	78.48	1:46.335	6
27	143		14 Julian ENTICKNAP		Suzuki - Assesstech	6	11:16.098	1:30.885	6.409	77.73	1:50.091	2
28	51		15 Paul BEESLEY	R	Yamaha -	6	11:18.294	1:33.081	2.196	77.48	1:51.676	2
29	24	E	14 Aaron HOBART		Yamaha -	6	11:25.623	1:40.410	7.329	76.65	1:51.119	2
30	54	E	15 Paul FULLICK	R	Yamaha -	6	11:26.291	1:41.078	0.668	76.58	1:51.786	3
31	164	E	16 Sean SCOTT		Kawasaki - AJS Motorcycles	6	11:37.294	1:52.081	11.003	75.37	1:53.218	2
32	32		16 Tom WILLIAMS	R	Honda -	5	9:46.305	1 Lap	1 Lap	74.70	1:53.661	4
33	30		17 Andy BARTLETT		Laverda -	5	9:53.135	1 Lap	6.830	73.84	1:54.401	4
NOT CLASSIFIED												
DNF	44	E	Denzil DAVIES		Yamaha -	4	6:53.598	2 Laps	1 Lap	84.71	1:39.890	4
DNF	135	E	John GOULDING		Aprilia - Wincanton Motorsport	4	7:52.442	2 Laps	58.844	74.16	1:55.329	3
DNF	107		Michael PAYNE		Nova -	2	3:38.987	4 Laps	2 Laps	80.00	1:43.025	2

FASTEST LAP

177	E	Steve JORDAN	Ducati - Steve Jordan M/C	4	1:36.338	90.92 mph	146.33 kph
6		Martin COOPER	Tigcraft - Hugh Freeman	3	1:39.735	87.83 mph	141.35 kph

* Bikes 127 & 133 - 10 second jump start penalty

Brands Hatch GP

Circuit Length = 2.4332 miles

Start: 17:06 Flag 17:15 End: 17:18

Weather / Track : Cloudy / Dry

These results are provisional until the conclusion of any judicial and technical matters.

Clerk Of Course :	Timekeeper :
-------------------	--------------

Results can be found at www.tsl-timing.com

Printed - 17:19 Sunday, 18 August 2013



BMCRC-MRO Championships 2013 - Brands Hatch GP

BMCRC ThunderbikeUK & Thunderbike Extreme

RACE 18 - LAP CHART

LAP 1		
NO	BEHIND	LAP TIME

7		1:41.218
177	0.176	1:41.394
40	0.854	1:42.072
6	4.127	1:45.345
34	5.715	1:46.933
20	6.509	1:47.727
91	6.685	1:47.903
49	7.194	1:48.412
15	7.962	1:49.180
94	8.074	1:49.292
27	8.425	1:49.643
133	8.617	1:49.835
121	8.680	1:49.898
44	10.691	1:51.909
11	11.004	1:52.222
18	11.162	1:52.380
53	12.214	1:53.432
254	12.410	1:53.628
43	12.538	1:53.756
5	13.179	1:54.397
77	13.537	1:54.755
74	14.503	1:55.721
107	14.744	1:55.962
93	16.179	1:57.397
51	16.586	1:57.804
69	16.762	1:57.980
8	16.895	1:58.113
143	18.556	1:59.774
24	19.020	2:00.238
127	20.765	2:01.983
164	21.503	2:02.721
54	21.866	2:03.084
61	22.128	2:03.346
30	22.901	2:04.119
32	24.295	2:05.513
135	25.057	2:06.275

LAP 2		
NO	BEHIND	LAP TIME

7		1:37.065
177	0.204	1:37.093
40	0.892	1:37.103
6	7.517	1:40.455
34	10.441	1:41.791
20	10.615	1:41.171
91	10.878	1:41.258
49	12.061	1:41.932
15	12.640	1:41.743
94	13.141	1:42.132
133	13.231	1:41.679
27	13.314	1:41.954
44	13.714	1:40.088
121	14.710	1:43.095
18	17.501	1:43.404
254	18.162	1:42.817
11	19.583	1:45.644
77	20.162	1:43.690
53	20.571	1:45.422
107	20.704	1:43.025
43	21.196	1:45.723
5	22.264	1:46.150
93	22.802	1:43.688

74	23.703	1:46.265
8	24.913	1:45.083
69	26.999	1:47.302
51	31.197	1:51.676
143	31.582	1:50.091
24	33.074	1:51.119
127	33.551	1:49.851
61	35.087	1:50.024
164	37.656	1:53.218
54	38.040	1:53.239
30	41.720	1:55.884
32	42.533	1:55.303
135	43.363	1:55.371

LAP 3		
NO	BEHIND	LAP TIME

7		1:36.983
177	0.217	1:36.996
40	0.829	1:36.920
6	10.269	1:39.735
34	14.558	1:41.100
20	15.244	1:41.612
91	15.575	1:41.680
15	16.244	1:40.587
49	16.823	1:41.745
44	18.442	1:41.711
133	18.587	1:42.339
94	19.332	1:43.174
27	19.525	1:43.194
121	20.182	1:42.455
18	23.845	1:43.327
254	24.292	1:43.113
77	24.840	1:41.661
11	28.721	1:46.121
53	29.500	1:45.912
43	29.636	1:45.423
93	30.117	1:44.298
5	30.740	1:45.459
8	33.176	1:45.246
74	34.198	1:47.478
69	38.481	1:48.465
127	44.746	1:48.178
51	46.014	1:51.800
61	46.103	1:47.999
143	47.021	1:52.422
24	50.742	1:54.651
54	52.843	1:51.786
164	55.552	1:54.879
30	1:01.253	1:56.516
32	1:01.275	1:55.725
135	1:01.709	1:55.329

LAP 4		
NO	BEHIND	LAP TIME

177		1:36.338
7	0.338	1:36.893
40	0.789	1:36.515
6	14.407	1:40.693
34	19.754	1:41.751
20	19.900	1:41.211
91	20.332	1:41.312
15	20.811	1:41.122
44	21.777	1:39.890
49	22.297	1:42.029

133	24.564	1:42.532
94	25.750	1:42.973
121	26.291	1:42.664
27	26.542	1:43.572
254	30.132	1:42.395
77	30.563	1:42.278
18	30.808	1:43.518
43	35.891	1:42.810
93	36.822	1:43.260
11	37.703	1:45.537
53	38.163	1:45.218
5	39.281	1:45.096
8	41.316	1:44.695
74	44.764	1:47.121
69	48.138	1:46.212
127	55.067	1:46.876
61	56.879	1:47.331
143	1:01.253	1:50.787
51	1:01.958	1:52.499
24	1:08.671	1:54.484
54	1:09.070	1:52.782
164	1:13.867	1:54.870
32	1:18.381	1:53.661
30	1:19.099	1:54.401
135	1:20.621	1:55.467

LAP 5		
NO	BEHIND	LAP TIME

177		1:36.698
7	0.346	1:36.706
40	0.432	1:36.341
6	18.105	1:40.396
34	25.379	1:42.323
20	25.755	1:42.553
91	26.043	1:42.409
15	26.252	1:42.139
49	28.989	1:43.390
133	29.758	1:41.892
94	32.290	1:43.238
27	32.650	1:42.806
121	32.729	1:43.136
77	36.573	1:42.708
254	37.319	1:43.885
18	38.101	1:43.991
43	41.037	1:41.844
93	42.000	1:41.876
11	46.818	1:45.813
53	46.835	1:45.370
5	47.608	1:45.025
8	49.106	1:44.488
74	56.455	1:48.389
69	59.050	1:47.610
127	1:04.835	1:46.466
61	1:09.835	1:49.654
143	1:15.809	1:51.254
51	1:17.210	1:51.950
24	1:24.328	1:52.355
54	1:24.793	1:52.421
164	1:32.792	1:55.623

LAP 6		
NO	BEHIND	LAP TIME

177		1:36.694
40	0.755	1:37.017

32	1 Lap	1:56.103
7	3.035	1:39.383
30	1 Lap	2:02.215
6	22.562	1:41.151
20	31.683	1:42.622
15	31.836	1:42.278
91	32.668	1:43.319
34	32.768	1:44.083
133	33.532	1:40.468
49	34.773	1:42.478
27	37.909	1:41.953
94	37.987	1:42.391
121	38.123	1:42.088
77	42.436	1:42.557
254	42.763	1:42.138
18	44.468	1:43.061
43	45.657	1:41.314
93	48.419	1:43.113
53	55.319	1:45.178
5	55.747	1:44.833
11	56.948	1:46.824
8	1:00.526	1:48.114
74	1:07.892	1:48.131
69	1:08.533	1:46.177
127	1:14.476	1:46.335
61	1:23.227	1:50.086
143	1:30.885	1:51.770
51	1:33.081	1:52.565
24	1:40.410	1:52.776
54	1:41.078	1:52.979
164	1:52.081	1:55.983

Weather / Track : Cloudy / Dry

Brands Hatch GP
Circuit Length = 2.4332 miles
Start: 17:06 Flag 17:15 End: 17:18

BMCRC-MRO Championships 2013 - Brands Hatch GP

BMCRC ThunderbikeUK & Thunderbike Extreme

RACE 18 - LAP ANALYSIS

DIFF = Difference To Personal Best Lap

P1 177 Steve JORDAN				
LAP	LAP TIME	DIFF	MPH	TIME OF DAY
1 -	1:41.394	5.056	86.39	17:07:54.742
2 -	1:37.093	0.755	90.22	17:09:31.835
3 -	1:36.996	0.658	90.31	17:11:08.831
4 -	1:36.338 (1)		90.92	17:12:45.169
5 -	1:36.698 (3)	0.360	90.58	17:14:21.867
6 -	1:36.694 (2)	0.356	90.59	17:15:58.561

P2 40 David SHELVEY				
LAP	LAP TIME	DIFF	MPH	TIME OF DAY
1 -	1:42.072	5.731	85.82	17:07:55.420
2 -	1:37.103	0.762	90.21	17:09:32.523
3 -	1:36.920 (3)	0.579	90.38	17:11:09.443
4 -	1:36.515 (2)	0.174	90.76	17:12:45.958
5 -	1:36.341 (1)		90.92	17:14:22.299
6 -	1:37.017	0.676	90.29	17:15:59.316

P3 7 Dan COUZENS				
LAP	LAP TIME	DIFF	MPH	TIME OF DAY
1 -	1:41.218	4.512	86.54	17:07:54.566
2 -	1:37.065	0.359	90.24	17:09:31.631
3 -	1:36.983 (3)	0.277	90.32	17:11:08.614
4 -	1:36.893 (2)	0.187	90.40	17:12:45.507
5 -	1:36.706 (1)		90.58	17:14:22.213
6 -	1:39.383	2.677	88.14	17:16:01.596

P4 6 Martin COOPER				
LAP	LAP TIME	DIFF	MPH	TIME OF DAY
1 -	1:45.345	5.610	83.15	17:07:58.693
2 -	1:40.455 (3)	0.720	87.20	17:09:39.148
3 -	1:39.735 (1)		87.83	17:11:18.883
4 -	1:40.693	0.958	86.99	17:12:59.576
5 -	1:40.396 (2)	0.661	87.25	17:14:39.972
6 -	1:41.151	1.416	86.60	17:16:21.123

P5 20 Adam NELSON				
LAP	LAP TIME	DIFF	MPH	TIME OF DAY
1 -	1:47.727	6.556	81.31	17:08:01.075
2 -	1:41.171 (1)		86.58	17:09:42.246
3 -	1:41.612 (3)	0.441	86.20	17:11:23.858
4 -	1:41.211 (2)	0.040	86.55	17:13:05.069
5 -	1:42.553	1.382	85.41	17:14:47.622
6 -	1:42.622	1.451	85.36	17:16:30.244

P6 15 Adam CROSS				
LAP	LAP TIME	DIFF	MPH	TIME OF DAY
1 -	1:49.180	8.593	80.23	17:08:02.528
2 -	1:41.743 (3)	1.156	86.09	17:09:44.271
3 -	1:40.587 (1)		87.08	17:11:24.858
4 -	1:41.122 (2)	0.535	86.62	17:13:05.980
5 -	1:42.139	1.552	85.76	17:14:48.119
6 -	1:42.278	1.691	85.64	17:16:30.397

P7 91 Steve PARROTT				
LAP	LAP TIME	DIFF	MPH	TIME OF DAY
1 -	1:47.903	6.645	81.18	17:08:01.251
2 -	1:41.258 (1)		86.51	17:09:42.509

DIFF = Difference To Personal Best Lap

3 -	1:41.680 (3)	0.422	86.15	17:11:24.189
4 -	1:41.312 (2)	0.054	86.46	17:13:05.501
5 -	1:42.409	1.151	85.53	17:14:47.910
6 -	1:43.319	2.061	84.78	17:16:31.229

P8 34 Dan STUART				
LAP	LAP TIME	DIFF	MPH	TIME OF DAY
1 -	1:46.933	5.833	81.91	17:08:00.281
2 -	1:41.791 (3)	0.691	86.05	17:09:42.072
3 -	1:41.100 (1)		86.64	17:11:23.172
4 -	1:41.751 (2)	0.651	86.09	17:13:04.923
5 -	1:42.323	1.223	85.60	17:14:47.246
6 -	1:44.083	2.983	84.16	17:16:31.329

P9 49 Rob BEAN				
LAP	LAP TIME	DIFF	MPH	TIME OF DAY
1 -	1:48.412	6.667	80.80	17:08:01.760
2 -	1:41.932 (2)	0.187	85.93	17:09:43.692
3 -	1:41.745 (1)		86.09	17:11:25.437
4 -	1:42.029 (3)	0.284	85.85	17:13:07.466
5 -	1:43.390	1.645	84.72	17:14:50.856
6 -	1:42.478	0.733	85.48	17:16:33.334

P10 27 Marcus GOOSE				
LAP	LAP TIME	DIFF	MPH	TIME OF DAY
1 -	1:49.643	7.690	79.89	17:08:02.991
2 -	1:41.954 (2)	0.001	85.91	17:09:44.945
3 -	1:43.194	1.241	84.88	17:11:28.139
4 -	1:43.572	1.619	84.57	17:13:11.711
5 -	1:42.806 (3)	0.853	85.20	17:14:54.517
6 -	1:41.953 (1)		85.92	17:16:36.470

P11 94 Matthew HORLER				
LAP	LAP TIME	DIFF	MPH	TIME OF DAY
1 -	1:49.292	7.160	80.15	17:08:02.640
2 -	1:42.132 (1)		85.76	17:09:44.772
3 -	1:43.174	1.042	84.90	17:11:27.946
4 -	1:42.973 (3)	0.841	85.06	17:13:10.919
5 -	1:43.238	1.106	84.85	17:14:54.157
6 -	1:42.391 (2)	0.259	85.55	17:16:36.548

P12 121 Roger MARSH				
LAP	LAP TIME	DIFF	MPH	TIME OF DAY
1 -	1:49.898	7.810	79.70	17:08:03.246
2 -	1:43.095	1.007	84.96	17:09:46.341
3 -	1:42.455 (2)	0.367	85.49	17:11:28.796
4 -	1:42.664 (3)	0.576	85.32	17:13:11.460
5 -	1:43.136	1.048	84.93	17:14:54.596
6 -	1:42.088 (1)		85.80	17:16:36.684

P13 77 David MAY				
LAP	LAP TIME	DIFF	MPH	TIME OF DAY
1 -	1:54.755	13.094	76.33	17:08:08.103
2 -	1:43.690	2.029	84.48	17:09:51.793
3 -	1:41.661 (1)		86.16	17:11:33.454
4 -	1:42.278 (2)	0.617	85.64	17:13:15.732
5 -	1:42.708	1.047	85.28	17:14:58.440
6 -	1:42.557 (3)	0.896	85.41	17:16:40.997

Weather / Track : Cloudy / Dry

Brands Hatch GP

Circuit Length = 2.4332 miles

Start: 17:06 Flag 17:15 End: 17:18

BMCRC-MRO Championships 2013 - Brands Hatch GP

BMCRC ThunderbikeUK & Thunderbike Extreme

RACE 18 - LAP ANALYSIS

DIFF = Difference To Personal Best Lap

P14 254 Rick WINDAS				
LAP	LAP TIME	DIFF	MPH	TIME OF DAY
1 -	1:53.628	11.490	77.09	17:08:06.976
2 -	1:42.817 (3)	0.679	85.19	17:09:49.793
3 -	1:43.113	0.975	84.95	17:11:32.906
4 -	1:42.395 (2)	0.257	85.54	17:13:15.301
5 -	1:43.885	1.747	84.32	17:14:59.186
6 -	1:42.138 (1)		85.76	17:16:41.324

P15 133 Phil BELENKIN				
LAP	LAP TIME	DIFF	MPH	TIME OF DAY
1 -	1:49.835	9.367	79.75	17:08:03.183
2 -	1:41.679 (2)	1.211	86.15	17:09:44.862
3 -	1:42.339	1.871	85.59	17:11:27.201
4 -	1:42.532	2.064	85.43	17:13:09.733
5 -	1:41.892 (3)	1.424	85.97	17:14:51.625
6 -	1:40.468 (1)		87.19	17:16:32.093

P16 18 Gerrard SPEAR				
LAP	LAP TIME	DIFF	MPH	TIME OF DAY
1 -	1:52.380	9.319	77.94	17:08:05.728
2 -	1:43.404 (3)	0.343	84.71	17:09:49.132
3 -	1:43.327 (2)	0.266	84.77	17:11:32.459
4 -	1:43.518	0.457	84.62	17:13:15.977
5 -	1:43.991	0.930	84.23	17:14:59.968
6 -	1:43.061 (1)		84.99	17:16:43.029

P17 43 Colin WALKEY				
LAP	LAP TIME	DIFF	MPH	TIME OF DAY
1 -	1:53.756	12.442	77.00	17:08:07.104
2 -	1:45.723	4.409	82.85	17:09:52.827
3 -	1:45.423	4.109	83.09	17:11:38.250
4 -	1:42.810 (3)	1.496	85.20	17:13:21.060
5 -	1:41.844 (2)	0.530	86.01	17:15:02.904
6 -	1:41.314 (1)		86.46	17:16:44.218

P18 93 Ben MILLS				
LAP	LAP TIME	DIFF	MPH	TIME OF DAY
1 -	1:57.397	15.521	74.61	17:08:10.745
2 -	1:43.688	1.812	84.48	17:09:54.433
3 -	1:44.298	2.422	83.98	17:11:38.731
4 -	1:43.260 (3)	1.384	84.83	17:13:21.991
5 -	1:41.876 (1)		85.98	17:15:03.867
6 -	1:43.113 (2)	1.237	84.95	17:16:46.980

P19 53 Ivan LONDAL				
LAP	LAP TIME	DIFF	MPH	TIME OF DAY
1 -	1:53.432	8.254	77.22	17:08:06.780
2 -	1:45.422	0.244	83.09	17:09:52.202
3 -	1:45.912	0.734	82.70	17:11:38.114
4 -	1:45.218 (2)	0.040	83.25	17:13:23.332
5 -	1:45.370 (3)	0.192	83.13	17:15:08.702
6 -	1:45.178 (1)		83.28	17:16:53.880

P20 5 Nick BISHOP				
LAP	LAP TIME	DIFF	MPH	TIME OF DAY
1 -	1:54.397	9.564	76.57	17:08:07.745
2 -	1:46.150	1.317	82.52	17:09:53.895

DIFF = Difference To Personal Best Lap

3 -	1:45.459	0.626	83.06	17:11:39.354
4 -	1:45.096 (3)	0.263	83.35	17:13:24.450
5 -	1:45.025 (2)	0.192	83.40	17:15:09.475
6 -	1:44.833 (1)		83.55	17:16:54.308

P21 11 George LAWSON				
LAP	LAP TIME	DIFF	MPH	TIME OF DAY
1 -	1:52.222	6.685	78.05	17:08:05.570
2 -	1:45.644 (2)	0.107	82.91	17:09:51.214
3 -	1:46.121	0.584	82.54	17:11:37.335
4 -	1:45.537 (1)		83.00	17:13:22.872
5 -	1:45.813 (3)	0.276	82.78	17:15:08.685
6 -	1:46.824	1.287	82.00	17:16:55.509

P22 8 Kevin VAN DE WORP				
LAP	LAP TIME	DIFF	MPH	TIME OF DAY
1 -	1:58.113	13.625	74.16	17:08:11.461
2 -	1:45.083 (3)	0.595	83.36	17:09:56.544
3 -	1:45.246	0.758	83.23	17:11:41.790
4 -	1:44.695 (2)	0.207	83.67	17:13:26.485
5 -	1:44.488 (1)		83.83	17:15:10.973
6 -	1:48.114	3.626	81.02	17:16:59.087

P23 74 Mark HAZELGROVE				
LAP	LAP TIME	DIFF	MPH	TIME OF DAY
1 -	1:55.721	9.456	75.69	17:08:09.069
2 -	1:46.265 (1)		82.43	17:09:55.334
3 -	1:47.478 (3)	1.213	81.50	17:11:42.812
4 -	1:47.121 (2)	0.856	81.77	17:13:29.933
5 -	1:48.389	2.124	80.81	17:15:18.322
6 -	1:48.131	1.866	81.01	17:17:06.453

P24 69 Mark WALKEY				
LAP	LAP TIME	DIFF	MPH	TIME OF DAY
1 -	1:57.980	11.803	74.24	17:08:11.328
2 -	1:47.302 (3)	1.125	81.63	17:09:58.630
3 -	1:48.465	2.288	80.76	17:11:47.095
4 -	1:46.212 (2)	0.035	82.47	17:13:33.307
5 -	1:47.610	1.433	81.40	17:15:20.917
6 -	1:46.177 (1)		82.50	17:17:07.094

P25 61 Luke HARRIS				
LAP	LAP TIME	DIFF	MPH	TIME OF DAY
1 -	2:03.346	16.015	71.01	17:08:16.694
2 -	1:50.024	2.693	79.61	17:10:06.718
3 -	1:47.999 (2)	0.668	81.11	17:11:54.717
4 -	1:47.331 (1)		81.61	17:13:42.048
5 -	1:49.654 (3)	2.323	79.88	17:15:31.702
6 -	1:50.086	2.755	79.57	17:17:21.788

P26 127 Sean MACOY				
LAP	LAP TIME	DIFF	MPH	TIME OF DAY
1 -	2:01.983	15.648	71.81	17:08:15.331
2 -	1:49.851	3.516	79.74	17:10:05.182
3 -	1:48.178	1.843	80.97	17:11:53.360
4 -	1:46.876 (3)	0.541	81.96	17:13:40.236
5 -	1:46.466 (2)	0.131	82.27	17:15:26.702
6 -	1:46.335 (1)		82.37	17:17:13.037

Weather / Track : Cloudy / Dry

Brands Hatch GP

Circuit Length = 2.4332 miles

Start: 17:06 Flag 17:15 End: 17:18

BMCRC-MRO Championships 2013 - Brands Hatch GP

BMCRC ThunderbikeUK & Thunderbike Extreme

RACE 18 - LAP ANALYSIS

DIFF = Difference To Personal Best Lap

P27 143 Julian ENTICKNAP				
LAP	LAP TIME	DIFF	MPH	TIME OF DAY
1 -	1:59.774	9.683	73.13	17:08:13.122
2 -	1:50.091 (1)		79.56	17:10:03.213
3 -	1:52.422	2.331	77.91	17:11:55.635
4 -	1:50.787 (2)	0.696	79.06	17:13:46.422
5 -	1:51.254 (3)	1.163	78.73	17:15:37.676
6 -	1:51.770	1.679	78.37	17:17:29.446

P28 51 Paul BEESLEY				
LAP	LAP TIME	DIFF	MPH	TIME OF DAY
1 -	1:57.804	6.128	74.35	17:08:11.152
2 -	1:51.676 (1)		78.43	17:10:02.828
3 -	1:51.800 (2)	0.124	78.35	17:11:54.628
4 -	1:52.499	0.823	77.86	17:13:47.127
5 -	1:51.950 (3)	0.274	78.24	17:15:39.077
6 -	1:52.565	0.889	77.82	17:17:31.642

P29 24 Aaron HOBART				
LAP	LAP TIME	DIFF	MPH	TIME OF DAY
1 -	2:00.238	9.119	72.85	17:08:13.586
2 -	1:51.119 (1)		78.83	17:10:04.705
3 -	1:54.651	3.532	76.40	17:11:59.356
4 -	1:54.484	3.365	76.51	17:13:53.840
5 -	1:52.355 (2)	1.236	77.96	17:15:46.195
6 -	1:52.776 (3)	1.657	77.67	17:17:38.971

P30 54 Paul FULLICK				
LAP	LAP TIME	DIFF	MPH	TIME OF DAY
1 -	2:03.084	11.298	71.16	17:08:16.432
2 -	1:53.239	1.453	77.35	17:10:09.671
3 -	1:51.786 (1)		78.36	17:12:01.457
4 -	1:52.782 (3)	0.996	77.67	17:13:54.239
5 -	1:52.421 (2)	0.635	77.91	17:15:46.660
6 -	1:52.979	1.193	77.53	17:17:39.639

P31 164 Sean SCOTT				
LAP	LAP TIME	DIFF	MPH	TIME OF DAY
1 -	2:02.721	9.503	71.38	17:08:16.069
2 -	1:53.218 (1)		77.37	17:10:09.287
3 -	1:54.879 (3)	1.661	76.25	17:12:04.166
4 -	1:54.870 (2)	1.652	76.25	17:13:59.036
5 -	1:55.623	2.405	75.76	17:15:54.659
6 -	1:55.983	2.765	75.52	17:17:50.642

P32 32 Tom WILLIAMS				
LAP	LAP TIME	DIFF	MPH	TIME OF DAY
1 -	2:05.513	11.852	69.79	17:08:18.861
2 -	1:55.303 (2)	1.642	75.97	17:10:14.164
3 -	1:55.725 (3)	2.064	75.69	17:12:09.889
4 -	1:53.661 (1)		77.06	17:14:03.550
5 -	1:56.103	2.442	75.44	17:15:59.653

P33 30 Andy BARTLETT				
LAP	LAP TIME	DIFF	MPH	TIME OF DAY
1 -	2:04.119	9.718	70.57	17:08:17.467
2 -	1:55.884 (2)	1.483	75.59	17:10:13.351
3 -	1:56.516 (3)	2.115	75.18	17:12:09.867

DIFF = Difference To Personal Best Lap

4 -	1:54.401 (1)		76.57	17:14:04.268
5 -	2:02.215	7.814	71.67	17:16:06.483

P34 44 Denzil DAVIES				
LAP	LAP TIME	DIFF	MPH	TIME OF DAY
1 -	1:51.909	12.019	78.27	17:08:05.257
2 -	1:40.088 (2)	0.198	87.52	17:09:45.345
3 -	1:41.711 (3)	1.821	86.12	17:11:27.056
4 -	1:39.890 (1)		87.69	17:13:06.946

P35 135 John GOULDING				
LAP	LAP TIME	DIFF	MPH	TIME OF DAY
1 -	2:06.275	10.946	69.37	17:08:19.623
2 -	1:55.371 (2)	0.042	75.92	17:10:14.994
3 -	1:55.329 (1)		75.95	17:12:10.323
4 -	1:55.467 (3)	0.138	75.86	17:14:05.790

P36 107 Michael PAYNE				
LAP	LAP TIME	DIFF	MPH	TIME OF DAY
1 -	1:55.962 (2)	12.937	75.54	17:08:09.310
2 -	1:43.025 (1)		85.02	17:09:52.335

Weather / Track : Cloudy / Dry



Yamaha Past Masters

Round 7
Brands Hatch GP

17th & 18th August 2013



Results Provided by Timing Solutions Ltd
www.tsl-timing.com

BMCRC-MRO Championships 2013 - Brands Hatch GP
DFDS Seaways Yamaha Past Masters - Odd Numbers
QUALIFYING - CLASSIFICATION

POS	NO	CL	PIC NAME	ENTRY	TIME	ON	LAPS	GAP	DIFF	MPH
1	69	YPM	1 Richard SAWYER	Yamaha - Rickarl/Graphix Bank/HMT	1:49.340	5	7			80.11
2	91	YPM	2 Andy WHEELER	Yamaha -	1:51.096	6	7	1.756	1.756	78.84
3	55	YPM	3 Paul TOLAND	Yamaha - GP Racing	1:51.817	7	7	2.477	0.721	78.34
4	41	YPM	4 Paul BOWLING	Yamaha -	1:52.201	7	7	2.861	0.384	78.07
5	47	YPM	5 John WALKER	Yamaha - Dave Hammond	1:52.214	6	7	2.874	0.013	78.06
6	37	YPM	6 James SHARPE	Yamaha - Barnack Group	1:53.443	6	7	4.103	1.229	77.21

Weather / Track : Cloudy / Dry
These results are provisional until the conclusion of any judicial and technical matters.

Brands Hatch GP

Circuit Length = 2.4332 miles

Start: 09:35 Flag 09:52 End: 09:54

Clerk Of Course :

Timekeeper :

 Results can be found at www.tsl-timing.com

Printed - 11:03 Saturday, 17 August 2013



BMCRC-MRO Championships 2013 - Brands Hatch GP

DFDS Seaways Yamaha Past Masters - Odd Numbers

QUALIFYING - LAP ANALYSIS

DIFF = Difference To Personal Best Lap

P1 69 Richard SAWYER				
LAP	LAP TIME	DIFF	MPH	TIME OF DAY
1 -	1:50.718	1.378	79.11	09:39:11.131
2 -	5:12.532 P	3:23.192	28.02	09:44:23.663
3 -	1:51.153	1.813	78.80	09:46:14.816
4 -	1:49.509 (2)	0.169	79.99	09:48:04.325
5 -	1:49.340 (1)		80.11	09:49:53.665
6 -	1:50.638 (3)	1.298	79.17	09:51:44.303
7 -	1:51.305	1.965	78.70	09:53:35.608

DIFF = Difference To Personal Best Lap

P2 91 Andy WHEELER				
LAP	LAP TIME	DIFF	MPH	TIME OF DAY
1 -	1:54.614	3.518	76.42	09:39:45.017
2 -	4:52.091 P	3:00.995	29.99	09:44:37.108
3 -	1:56.818	5.722	74.98	09:46:33.926
4 -	1:53.966	2.870	76.86	09:48:27.892
5 -	1:52.995 (3)	1.899	77.52	09:50:20.887
6 -	1:51.096 (1)		78.84	09:52:11.983
7 -	1:52.120 (2)	1.024	78.12	09:54:04.103

P3 55 Paul TOLAND				
LAP	LAP TIME	DIFF	MPH	TIME OF DAY
1 -	2:00.859	9.042	72.47	09:39:29.241
2 -	5:16.985 P	3:25.168	27.63	09:44:46.226
3 -	1:57.493	5.676	74.55	09:46:43.719
4 -	1:53.242	1.425	77.35	09:48:36.961
5 -	1:52.718 (2)	0.901	77.71	09:50:29.679
6 -	1:52.839 (3)	1.022	77.63	09:52:22.518
7 -	1:51.817 (1)		78.34	09:54:14.335

P4 41 Paul BOWLING				
LAP	LAP TIME	DIFF	MPH	TIME OF DAY
1 -	1:56.319	4.118	75.30	09:39:22.587
2 -	5:20.343 P	3:28.142	27.34	09:44:42.930
3 -	1:57.488	5.287	74.55	09:46:40.418
4 -	1:53.117 (2)	0.916	77.44	09:48:33.535
5 -	1:53.787 (3)	1.586	76.98	09:50:27.322
6 -	1:58.271	6.070	74.06	09:52:25.593
7 -	1:52.201 (1)		78.07	09:54:17.794

P5 47 John WALKER				
LAP	LAP TIME	DIFF	MPH	TIME OF DAY
1 -	2:01.484	9.270	72.10	09:39:55.617
2 -	4:50.480 P	2:58.266	30.15	09:44:46.097
3 -	2:01.871	9.657	71.87	09:46:47.968
4 -	1:55.035	2.821	76.14	09:48:43.003
5 -	1:54.485 (3)	2.271	76.51	09:50:37.488
6 -	1:52.214 (1)		78.06	09:52:29.702
7 -	1:53.912 (2)	1.698	76.90	09:54:23.614

P6 37 James SHARPE				
LAP	LAP TIME	DIFF	MPH	TIME OF DAY
1 -	2:01.209	7.766	72.27	09:39:57.336
2 -	4:29.552 P	2:36.109	32.49	09:44:26.888
3 -	1:57.873	4.430	74.31	09:46:24.761
4 -	1:56.617	3.174	75.11	09:48:21.378
5 -	1:53.863 (2)	0.420	76.93	09:50:15.241
6 -	1:53.443 (1)		77.21	09:52:08.684
7 -	1:54.764 (3)	1.321	76.32	09:54:03.448

Weather / Track : Cloudy / Dry

Results can be found at www.tsl-timing.com

Brands Hatch GP
Circuit Length = 2.4332 miles
Start: 09:35 Flag 09:52 End: 09:54

Printed - 11:07 Saturday, 17 August 2013

BMCRC-MRO Championships 2013 - Brands Hatch GP
DFDS Seaways Yamaha Past Masters - Even Numbers
QUALIFYING - CLASSIFICATION

POS	NO	CL	PIC NAME	ENTRY	TIME	ON	LAPS	GAP	DIFF	MPH
1	98	YPM	1 Dean STIMPSON	Yamaha - Newvic Property	1:45.101	4	6			83.34
2	6	YPM	2 Matt BARBER	Yamaha - Wave Developments	1:47.553	4	5	2.452	2.452	81.44
3	25	YPM	3 Ben MILES	Yamaha -	1:48.407	5	5	3.306	0.854	80.80
4	45	YPM	4 Peter MOORE	Yamaha - Curphs Cuttings	1:48.664	3	6	3.563	0.257	80.61
5	1	YPM	5 Graham HIGLETT	Yamaha - Face to Face Finance	1:48.956	4	5	3.855	0.292	80.39
6	14	YPM	6 Doug EDMONDSON	Yamaha -	1:49.299	5	5	4.198	0.343	80.14
7	38	YPM	7 Michael WAKE	Yamaha -	1:50.739	5	5	5.638	1.440	79.10
8	76	YPM	8 Kev HIGERTY	Yamaha - Aitch Racing	1:50.932	4	5	5.831	0.193	78.96
9	68	YPM	9 Kevin MARSHALL	Yamaha -	1:51.349	5	5	6.248	0.417	78.67
10	99	YPM	10 Chris DOWLING	Yamaha - CSS/HS Racing	1:52.952	1	2	7.851	1.603	77.55
11	74	YPM	11 Paul WHITBY	Yamaha -	1:55.629	5	5	10.528	2.677	75.75
12	4	YPM	12 Trevor SHARPE	Yamaha - Barnack Group	1:55.847	5	5	10.746	0.218	75.61
13	72	YPM	13 Len WHALIN	Yamaha -	1:57.831	5	5	12.730	1.984	74.34
14	90	YPM	14 Mark ELLERAY	Yamaha - Abbot Solutions	2:03.177	1	5	18.076	5.346	71.11
15	100	YPM	15 Colin HASTINGS	Yamaha - Yambits	2:07.806	3	5	22.705	4.629	68.54
16	130	YPM	16 Paul DAVIES	Yamaha - KDS	2:10.133	2	2	25.032	2.327	67.31

Weather / Track : Cloudy / Dry
These results are provisional until the conclusion of any judicial and technical matters.

Brands Hatch GP

Circuit Length = 2.4332 miles

Start: 10:29 Flag 10:44 End: 10:44

Clerk Of Course :

Timekeeper :

 Results can be found at www.tsl-timing.com

Printed - 10:55 Saturday, 17 August 2013



BMCRC-MRO Championships 2013 - Brands Hatch GP

DFDS Seaways Yamaha Past Masters - Even Numbers

QUALIFYING - LAP ANALYSIS

DIFF = Difference To Personal Best Lap

P1 98 Dean STIMPSON				
LAP	LAP TIME	DIFF	MPH	TIME OF DAY
1 -	1:46.298	1.197	82.40	10:32:55.123
2 -	1:46.384	1.283	82.34	10:34:41.507
3 -	1:45.318 (2)	0.217	83.17	10:36:26.825
4 -	1:45.101 (1)		83.34	10:38:11.926
5 -	1:46.215	1.114	82.47	10:39:58.141
6 -	1:46.122 (3)	1.021	82.54	10:41:44.263

P2 6 Matt BARBER				
LAP	LAP TIME	DIFF	MPH	TIME OF DAY
1 -	1:57.197	9.644	74.74	10:33:30.744
2 -	1:49.318	1.765	80.13	10:35:20.062
3 -	1:48.876 (3)	1.323	80.45	10:37:08.938
4 -	1:47.553 (1)		81.44	10:38:56.491
5 -	1:47.981 (2)	0.428	81.12	10:40:44.472

P3 25 Ben MILES				
LAP	LAP TIME	DIFF	MPH	TIME OF DAY
1 -	1:51.408	3.001	78.62	10:33:33.164
2 -	1:51.398	2.991	78.63	10:35:24.562
3 -	1:51.292 (3)	2.885	78.71	10:37:15.854
4 -	1:48.709 (2)	0.302	80.58	10:39:04.563
5 -	1:48.407 (1)		80.80	10:40:52.970

P4 45 Peter MOORE				
LAP	LAP TIME	DIFF	MPH	TIME OF DAY
1 -	1:50.767	2.103	79.08	10:33:09.317
2 -	1:50.050	1.386	79.59	10:34:59.367
3 -	1:48.664 (1)		80.61	10:36:48.031
4 -	1:51.743	3.079	78.39	10:38:39.774
5 -	1:49.114 (3)	0.450	80.28	10:40:28.888
6 -	1:48.956 (2)	0.292	80.39	10:42:17.844

P5 1 Graham HIGLETT				
LAP	LAP TIME	DIFF	MPH	TIME OF DAY
1 -	1:53.171	4.215	77.40	10:33:34.871
2 -	1:49.834 (3)	0.878	79.75	10:35:24.705
3 -	1:50.351	1.395	79.38	10:37:15.056
4 -	1:48.956 (1)		80.39	10:39:04.012
5 -	1:49.338 (2)	0.382	80.11	10:40:53.350

P6 14 Doug EDMONDSON				
LAP	LAP TIME	DIFF	MPH	TIME OF DAY
1 -	2:03.599	14.300	70.87	10:33:14.101
2 -	1:57.811	8.512	74.35	10:35:11.912
3 -	1:50.258 (3)	0.959	79.44	10:37:02.170
4 -	1:49.700 (2)	0.401	79.85	10:38:51.870
5 -	1:49.299 (1)		80.14	10:40:41.169

P7 38 Michael WAKE				
LAP	LAP TIME	DIFF	MPH	TIME OF DAY
1 -	1:55.271	4.532	75.99	10:33:16.730
2 -	1:52.162	1.423	78.09	10:35:08.892
3 -	1:51.618 (3)	0.879	78.48	10:37:00.510
4 -	1:50.923 (2)	0.184	78.97	10:38:51.433
5 -	1:50.739 (1)		79.10	10:40:42.172

DIFF = Difference To Personal Best Lap

P8 76 Kev HIGERTY				
LAP	LAP TIME	DIFF	MPH	TIME OF DAY
1 -	1:58.220	7.288	74.09	10:33:41.464
2 -	1:53.951	3.019	76.87	10:35:35.415
3 -	1:51.083 (2)	0.151	78.85	10:37:26.498
4 -	1:50.932 (1)		78.96	10:39:17.430
5 -	1:51.468 (3)	0.536	78.58	10:41:08.898

P9 68 Kevin MARSHALL				
LAP	LAP TIME	DIFF	MPH	TIME OF DAY
1 -	1:55.036	3.687	76.14	10:33:03.026
2 -	1:57.185	5.836	74.75	10:35:00.211
3 -	1:52.001 (2)	0.652	78.21	10:36:52.212
4 -	1:52.113 (3)	0.764	78.13	10:38:44.325
5 -	1:51.349 (1)		78.67	10:40:35.674

P10 99 Chris DOWLING				
LAP	LAP TIME	DIFF	MPH	TIME OF DAY
1 -	1:52.952 (1)		77.55	10:33:04.689
2 -	1:54.142 (2)	1.190	76.74	10:34:58.831

P11 74 Paul WHITBY				
LAP	LAP TIME	DIFF	MPH	TIME OF DAY
1 -	2:00.458	4.829	72.72	10:33:23.925
2 -	1:58.131	2.502	74.15	10:35:22.056
3 -	1:56.507 (3)	0.878	75.18	10:37:18.563
4 -	1:55.833 (2)	0.204	75.62	10:39:14.396
5 -	1:55.629 (1)		75.75	10:41:10.025

P12 4 Trevor SHARPE				
LAP	LAP TIME	DIFF	MPH	TIME OF DAY
1 -	1:59.967	4.120	73.01	10:33:24.055
2 -	1:59.562	3.715	73.26	10:35:23.617
3 -	1:58.142 (3)	2.295	74.14	10:37:21.759
4 -	1:56.271 (2)	0.424	75.33	10:39:18.030
5 -	1:55.847 (1)		75.61	10:41:13.877

P13 72 Len WHALIN				
LAP	LAP TIME	DIFF	MPH	TIME OF DAY
1 -	1:58.881	1.050	73.68	10:33:20.140
2 -	1:59.047	1.216	73.58	10:35:19.187
3 -	1:58.083 (2)	0.252	74.18	10:37:17.270
4 -	1:58.485 (3)	0.654	73.93	10:39:15.755
5 -	1:57.831 (1)		74.34	10:41:13.586

P14 90 Mark ELLERAY				
LAP	LAP TIME	DIFF	MPH	TIME OF DAY
1 -	2:03.177 (1)		71.11	10:33:18.053
2 -	2:05.528	2.351	69.78	10:35:23.581
3 -	2:03.230 (2)	0.053	71.08	10:37:26.811
4 -	2:03.594 (3)	0.417	70.87	10:39:30.405
5 -	2:05.644	2.467	69.71	10:41:36.049

P15 100 Colin HASTINGS				
LAP	LAP TIME	DIFF	MPH	TIME OF DAY
1 -	2:09.657 (2)	1.851	67.56	10:33:31.630
2 -	2:09.801 (3)	1.995	67.48	10:35:41.431

Weather / Track : Cloudy / Dry

BMCRC-MRO Championships 2013 - Brands Hatch GP

DFDS Seaways Yamaha Past Masters - Even Numbers

QUALIFYING - LAP ANALYSIS

DIFF = Difference To Personal Best Lap

3 -	2:07.806 (1)		68.54	10:37:49.237
4 -	2:10.822	3.016	66.96	10:40:00.059
5 -	2:11.772	3.966	66.47	10:42:11.831

P16 130 Paul DAVIES				
LAP	LAP TIME	DIFF	MPH	TIME OF DAY
1 -	2:11.332 (2)	1.199	66.69	10:34:03.913
2 -	2:10.133 (1)		67.31	10:36:14.046

BMCRC-MRO Championships 2013 - Brands Hatch GP
DFDS Seaways Yamaha Past Masters
QUALIFYING - COMBINED CLASSIFICATION

POS	NO	CL	PIC NAME	ENTRY	FIRST		SECOND		GAP	DIFF
					TIME	LAPS	TIME	LAPS		
1	98	YPM	1 Dean STIMPSON	Yamaha - Newwic Property		0	1:45.101	6		
2	6	YPM	2 Matt BARBER	Yamaha - Wave Developments		0	1:47.553	5	2.452	2.452
3	25	YPM	3 Ben MILES	Yamaha -		0	1:48.407	5	3.306	0.854
4	45	YPM	4 Peter MOORE	Yamaha - Curphs Cuttings		0	1:48.664	6	3.563	0.257
5	1	YPM	5 Graham HIGLETT	Yamaha - Face to Face Finance		0	1:48.956	5	3.855	0.292
6	14	YPM	6 Doug EDMONDSON	Yamaha -		0	1:49.299	5	4.198	0.343
7	69	YPM	7 Richard SAWYER	Yamaha - Rickarl/Graphix Bank/HMT	1:49.340	7		0	4.239	0.041
8	38	YPM	8 Michael WAKE	Yamaha -		0	1:50.739	5	5.638	1.399
9	76	YPM	9 Kev HIGERTY	Yamaha - Aitch Racing		0	1:50.932	5	5.831	0.193
10	91	YPM	10 Andy WHEELER	Yamaha -	1:51.096	7		0	5.995	0.164
11	68	YPM	11 Kevin MARSHALL	Yamaha -		0	1:51.349	5	6.248	0.253
12	55	YPM	12 Paul TOLAND	Yamaha - GP Racing	1:51.817	7		0	6.716	0.468
13	41	YPM	13 Paul BOWLING	Yamaha -	1:52.201	7		0	7.100	0.384
14	47	YPM	14 John WALKER	Yamaha - Dave Hammond	1:52.214	7		0	7.113	0.013
15	99	YPM	15 Chris DOWLING	Yamaha - CSS/HS Racing		0	1:52.952	2	7.851	0.738
16	37	YPM	16 James SHARPE	Yamaha - Barnack Group	1:53.443	7		0	8.342	0.491
17	74	YPM	17 Paul WHITBY	Yamaha -		0	1:55.629	5	10.528	2.186
18	4	YPM	18 Trevor SHARPE	Yamaha - Barnack Group		0	1:55.847	5	10.746	0.218
19	72	YPM	19 Len WHALIN	Yamaha -		0	1:57.831	5	12.730	1.984
20	90	YPM	20 Mark ELLERAY	Yamaha - Abbot Solutions		0	2:03.177	5	18.076	5.346
21	100	YPM	21 Colin HASTINGS	Yamaha - Yambits		0	2:07.806	5	22.705	4.629
22	130	YPM	22 Paul DAVIES	Yamaha - KDS		0	2:10.133	2	25.032	2.327

Brands Hatch GP
Circuit Length = 2.4332 miles
Start: 10:29 Flag 10:44 End: 10:44

Weather / Track : Cloudy / Dry

These results are provisional until the conclusion of any judicial and technical matters.

Clerk Of Course :	Timekeeper :
-------------------	--------------

Results can be found at www.tsl-timing.com

Printed - 11:10 Saturday, 17 August 2013



BMCRC-MRO Championships 2013 - Brands Hatch GP
DFDS Seaways Yamaha Past Masters
RACE 3 - GRID

ROW 6			22	130	Paul DAVIES	2:10.133	21	100	Colin HASTINGS	2:07.806						
ROW 5	20	90	Mark ELLERAY	2:03.177	19	72	Len WHALIN	1:57.831	18	4	Trevor SHARPE	1:55.847	17	74	Paul WHITBY	1:55.629
ROW 4	16	37	James SHARPE	1:53.443	15	99	Chris DOWLING	1:52.952	14	47	John WALKER	1:52.214	13	41	Paul BOWLING	1:52.201
ROW 3	12	55	Paul TOLAND	1:51.817	11	68	Kevin MARSHALL	1:51.349	10	91	Andy WHEELER	1:51.096	9	76	Kev HIGERTY	1:50.932
ROW 2	8	38	Michael WAKE	1:50.739	7	69	Richard SAWYER	1:49.340	6	14	Doug EDMONDSON	1:49.299	5	1	Graham HIGLETT	1:48.956
ROW 1	4	45	Peter MOORE	1:48.664	3	25	Ben MILES	1:48.407	2	6	Matt BARBER	1:47.553	1	98	Dean STIMPSON	1:45.101
																Pole

Brands Hatch GP
Circuit Length = 2.4332 miles

These results are provisional until the conclusion of any judicial and technical matters.

Clerk Of Course :		Timekeeper :	
-------------------	--	--------------	--

Results can be found at www.tsl-timing.com

Printed - 11:13 Saturday, 17 August 2013



BMCRC-MRO Championships 2013 - Brands Hatch GP
DFDS Seaways Yamaha Past Masters
RACE 3 - CLASSIFICATION

POS	NO	CL	PIC NAME	ENTRY	LAPS	TIME	GAP	DIFF	MPH	BEST	ON
1	98		1 Dean STIMPSON	Yamaha - Newwic Property	6	10:32.281			83.12	1:43.810	3
2	25		2 Ben MILES	Yamaha -	6	10:48.548	16.267	16.267	81.04	1:46.491	4
3	45	R	1 Peter MOORE	Yamaha - Curphs Cuttings	6	10:48.699	16.418	0.151	81.02	1:46.408	4
4	6	R	2 Matt BARBER	Yamaha - Wave Developments	6	10:49.023	16.742	0.324	80.98	1:46.037	6
5	69	C	1 Richard SAWYER	Yamaha - Rickarl/Graphix Bank/HMT	6	10:49.199	16.918	0.176	80.95	1:46.137	5
6	14		3 Doug EDMONDSON	Yamaha -	6	10:49.651	17.370	0.452	80.90	1:46.189	5
7	1		4 Graham HIGLETT	Yamaha - Face to Face Finance	6	10:51.920	19.639	2.269	80.62	1:47.050	4
8	91	C	2 Andy WHEELER	Yamaha -	6	10:56.954	24.673	5.034	80.00	1:46.481	4
9	76		5 Kev HIGERTY	Yamaha - Aitch Racing	6	10:59.995	27.714	3.041	79.63	1:47.563	6
10	99	C	3 Chris DOWLING	Yamaha - CSS/HS Racing	6	11:01.926	29.645	1.931	79.40	1:48.259	6
11	38	C	4 Michael WAKE	Yamaha -	6	11:02.328	30.047	0.402	79.35	1:48.081	6
12	68	C	5 Kevin MARSHALL	Yamaha -	6	11:11.125	38.844	8.797	78.31	1:49.956	2
13	41	C	6 Paul BOWLING	Yamaha -	6	11:18.713	46.432	7.588	77.43	1:51.043	2
14	55	C	7 Paul TOLAND	Yamaha - GP Racing	6	11:23.670	51.389	4.957	76.87	1:52.176	6
15	74	C	8 Paul WHITBY	Yamaha -	6	11:23.816	51.535	0.146	76.86	1:51.925	4
16	37	C	9 James SHARPE	Yamaha - Barnack Group	6	11:24.986	52.705	1.170	76.73	1:50.416	2
17	47	C	10 John WALKER	Yamaha - Dave Hammond	6	11:40.888	1:08.607	15.902	74.98	1:53.860	6
18	4	C	11 Trevor SHARPE	Yamaha - Barnack Group	6	11:41.542	1:09.261	0.654	74.91	1:53.842	6
19	90		6 Mark ELLERAY	Yamaha - Abbot Solutions	6	12:33.356	2:01.075	51.814	69.76	2:02.063	3
20	130	C	12 Paul DAVIES	Yamaha - KDS	5	10:46.843	1 Lap	1 Lap	67.71	2:06.440	5

NOT CLASSIFIED

DNF	100	R	Colin HASTINGS	Yamaha - Yambits	3	6:08.269	3 Laps	2 Laps	71.35	1:59.388	2
DNF	72	C	Len WHALIN	Yamaha -	1	2:05.980	5 Laps	2 Laps	69.53	2:05.980	1

FASTEST LAP

98			Dean STIMPSON	Yamaha - Newwic Property	3	1:43.810			84.38 mph	135.80 kph	
6	R		Matt BARBER	Yamaha - Wave Developments	6	1:46.037			82.61 mph	132.94 kph	
69	C		Richard SAWYER	Yamaha - Rickarl/Graphix Bank/HMT	5	1:46.137			82.53 mph	132.82 kph	

Weather / Track : Cloudy / Dry
These results are provisional until the conclusion of any judicial and technical matters.

Brands Hatch GP

Circuit Length = 2.4332 miles

Start: 13:12 Flag 13:22 End: 13:24

Clerk Of Course :	Timekeeper :
-------------------	--------------

 Results can be found at www.tsl-timing.com

Printed - 13:35 Saturday, 17 August 2013



BMCRC-MRO Championships 2013 - Brands Hatch GP

DFDS Seaways Yamaha Past Masters

RACE 3 - LAP CHART

LAP 1		
NO	BEHIND	LAP TIME

98		1:50.783
25	2.365	1:53.148
6	3.310	1:54.093
45	3.590	1:54.373
14	3.838	1:54.621
1	3.895	1:54.678
69	4.079	1:54.862
99	5.450	1:56.233
38	5.911	1:56.694
76	6.150	1:56.933
91	6.271	1:57.054
68	8.005	1:58.788
41	8.303	1:59.086
55	9.084	1:59.867
74	10.991	2:01.774
37	11.510	2:02.293
47	14.202	2:04.985
4	14.290	2:05.073
72	15.197	2:05.980
100	15.762	2:06.545
130	22.182	2:12.965
90	22.640	2:13.423

LAP 2		
NO	BEHIND	LAP TIME

98		1:43.910
25	6.382	1:47.927
6	6.566	1:47.166
45	6.626	1:46.946
14	7.046	1:47.118
69	8.127	1:47.958
1	8.247	1:48.262
99	10.651	1:49.111
91	11.149	1:48.788
38	11.432	1:49.431
76	11.569	1:49.329
68	14.051	1:49.956
41	15.436	1:51.043
55	17.386	1:52.212
37	18.016	1:50.416
74	19.770	1:52.689
4	25.197	1:54.817
47	26.604	1:56.312
100	31.240	1:59.388
90	44.602	2:05.872
130	45.509	2:07.237

LAP 3		
NO	BEHIND	LAP TIME

98		1:43.810
25	10.156	1:47.584
45	10.421	1:47.605
6	10.644	1:47.888
14	10.823	1:47.587
69	10.994	1:46.677
1	11.719	1:47.282
99	16.963	1:50.122
91	17.023	1:49.684
76	17.198	1:49.439
38	17.692	1:50.070
68	20.855	1:50.614

41	22.720	1:51.094
55	26.813	1:53.237
37	27.051	1:52.845
74	28.588	1:52.628
4	37.505	1:56.118
47	38.648	1:55.854
100	49.766	2:02.336
90	1:02.855	2:02.063
130	1:15.172	2:13.473

LAP 4		
NO	BEHIND	LAP TIME

98		1:44.177
25	12.470	1:46.491
45	12.652	1:46.408
69	13.560	1:46.743
6	13.831	1:47.364
14	13.960	1:47.314
1	14.592	1:47.050
91	19.327	1:46.481
76	21.830	1:48.809
99	21.859	1:49.073
38	22.658	1:49.143
68	26.758	1:50.080
41	30.814	1:52.271
55	35.392	1:52.756
37	35.766	1:52.892
74	36.336	1:51.925
4	49.199	1:55.871
47	49.642	1:55.171
90	1:23.604	2:04.926
130	1:37.723	2:06.728

LAP 5		
NO	BEHIND	LAP TIME

98		1:44.498
25	14.785	1:46.813
45	14.947	1:46.793
69	15.199	1:46.137
14	15.651	1:46.189
6	15.808	1:46.475
1	17.632	1:47.538
91	21.654	1:46.825
76	25.254	1:47.922
99	26.489	1:49.128
38	27.069	1:48.909
68	32.286	1:50.026
41	38.852	1:52.536
55	44.316	1:53.422
74	44.671	1:52.833
37	44.837	1:53.569
47	59.850	1:54.706
4	1:00.522	1:55.821
90	1:42.006	2:02.900

LAP 6		
NO	BEHIND	LAP TIME

98		1:45.103
130	1 Lap	2:06.440
25	16.267	1:46.585
45	16.418	1:46.574
6	16.742	1:46.037
69	16.918	1:46.822

14	17.370	1:46.822
1	19.639	1:47.110
91	24.673	1:48.122
76	27.714	1:47.563
99	29.645	1:48.259
38	30.047	1:48.081
68	38.844	1:51.661
41	46.432	1:52.683
55	51.389	1:52.176
74	51.535	1:51.967
37	52.705	1:52.971
47	1:08.607	1:53.860
4	1:09.261	1:53.842
90	2:01.075	2:04.172

Weather / Track : Cloudy / Dry

Results can be found at www.tsl-timing.com

Brands Hatch GP
Circuit Length = 2.4332 miles
Start: 13:12 Flag 13:22 End: 13:24

Printed - 13:36 Saturday, 17 August 2013

BMCRC-MRO Championships 2013 - Brands Hatch GP

DFDS Seaways Yamaha Past Masters

RACE 3 - LAP ANALYSIS

DIFF = Difference To Personal Best Lap

P1 98 Dean STIMPSON				
LAP	LAP TIME	DIFF	MPH	TIME OF DAY
1 -	1:50.783	6.973	79.07	13:14:02.526
2 -	1:43.910 (2)	0.100	84.30	13:15:46.436
3 -	1:43.810 (1)		84.38	13:17:30.246
4 -	1:44.177 (3)	0.367	84.08	13:19:14.423
5 -	1:44.498	0.688	83.82	13:20:58.921
6 -	1:45.103	1.293	83.34	13:22:44.024

P2 25 Ben MILES				
LAP	LAP TIME	DIFF	MPH	TIME OF DAY
1 -	1:53.148	6.657	77.41	13:14:04.891
2 -	1:47.927	1.436	81.16	13:15:52.818
3 -	1:47.584	1.093	81.42	13:17:40.402
4 -	1:46.491 (1)		82.25	13:19:26.893
5 -	1:46.813 (3)	0.322	82.01	13:21:13.706
6 -	1:46.585 (2)	0.094	82.18	13:23:00.291

P3 45 Peter MOORE				
LAP	LAP TIME	DIFF	MPH	TIME OF DAY
1 -	1:54.373	7.965	76.58	13:14:06.116
2 -	1:46.946	0.538	81.90	13:15:53.062
3 -	1:47.605	1.197	81.40	13:17:40.667
4 -	1:46.408 (1)		82.32	13:19:27.075
5 -	1:46.793 (3)	0.385	82.02	13:21:13.868
6 -	1:46.574 (2)	0.166	82.19	13:23:00.442

P4 6 Matt BARBER				
LAP	LAP TIME	DIFF	MPH	TIME OF DAY
1 -	1:54.093	8.056	76.77	13:14:05.836
2 -	1:47.166 (3)	1.129	81.74	13:15:53.002
3 -	1:47.888	1.851	81.19	13:17:40.890
4 -	1:47.364	1.327	81.59	13:19:28.254
5 -	1:46.475 (2)	0.438	82.27	13:21:14.729
6 -	1:46.037 (1)		82.61	13:23:00.766

P5 69 Richard SAWYER				
LAP	LAP TIME	DIFF	MPH	TIME OF DAY
1 -	1:54.862	8.725	76.26	13:14:06.605
2 -	1:47.958	1.821	81.14	13:15:54.563
3 -	1:46.677 (2)	0.540	82.11	13:17:41.240
4 -	1:46.743 (3)	0.606	82.06	13:19:27.983
5 -	1:46.137 (1)		82.53	13:21:14.120
6 -	1:46.822	0.685	82.00	13:23:00.942

P6 14 Doug EDMONDSON				
LAP	LAP TIME	DIFF	MPH	TIME OF DAY
1 -	1:54.621	8.432	76.42	13:14:06.364
2 -	1:47.118 (3)	0.929	81.77	13:15:53.482
3 -	1:47.587	1.398	81.42	13:17:41.069
4 -	1:47.314	1.125	81.62	13:19:28.383
5 -	1:46.189 (1)		82.49	13:21:14.572
6 -	1:46.822 (2)	0.633	82.00	13:23:01.394

P7 1 Graham HIGLETT				
LAP	LAP TIME	DIFF	MPH	TIME OF DAY
1 -	1:54.678	7.628	76.38	13:14:06.421
2 -	1:48.262	1.212	80.91	13:15:54.683

DIFF = Difference To Personal Best Lap

3 -	1:47.282 (3)	0.232	81.65	13:17:41.965
4 -	1:47.050 (1)		81.82	13:19:29.015
5 -	1:47.538	0.488	81.45	13:21:16.553
6 -	1:47.110 (2)	0.060	81.78	13:23:03.663

P8 91 Andy WHEELER				
LAP	LAP TIME	DIFF	MPH	TIME OF DAY
1 -	1:57.054	10.573	74.83	13:14:08.797
2 -	1:48.788	2.307	80.52	13:15:57.585
3 -	1:49.684	3.203	79.86	13:17:47.269
4 -	1:46.481 (1)		82.26	13:19:33.750
5 -	1:46.825 (2)	0.344	82.00	13:21:20.575
6 -	1:48.122 (3)	1.641	81.01	13:23:08.697

P9 76 Kev HIGERTY				
LAP	LAP TIME	DIFF	MPH	TIME OF DAY
1 -	1:56.933	9.370	74.91	13:14:08.676
2 -	1:49.329	1.766	80.12	13:15:58.005
3 -	1:49.439	1.876	80.04	13:17:47.444
4 -	1:48.809 (3)	1.246	80.50	13:19:36.253
5 -	1:47.922 (2)	0.359	81.16	13:21:24.175
6 -	1:47.563 (1)		81.43	13:23:11.738

P10 99 Chris DOWLING				
LAP	LAP TIME	DIFF	MPH	TIME OF DAY
1 -	1:56.233	7.974	75.36	13:14:07.976
2 -	1:49.111 (3)	0.852	80.28	13:15:57.087
3 -	1:50.122	1.863	79.54	13:17:47.209
4 -	1:49.073 (2)	0.814	80.31	13:19:36.282
5 -	1:49.128	0.869	80.27	13:21:25.410
6 -	1:48.259 (1)		80.91	13:23:13.669

P11 38 Michael WAKE				
LAP	LAP TIME	DIFF	MPH	TIME OF DAY
1 -	1:56.694	8.613	75.06	13:14:08.437
2 -	1:49.431	1.350	80.04	13:15:57.868
3 -	1:50.070	1.989	79.58	13:17:47.938
4 -	1:49.143 (3)	1.062	80.26	13:19:37.081
5 -	1:48.909 (2)	0.828	80.43	13:21:25.990
6 -	1:48.081 (1)		81.04	13:23:14.071

P12 68 Kevin MARSHALL				
LAP	LAP TIME	DIFF	MPH	TIME OF DAY
1 -	1:58.788	8.832	73.74	13:14:10.531
2 -	1:49.956 (1)		79.66	13:16:00.487
3 -	1:50.614	0.658	79.19	13:17:51.101
4 -	1:50.080 (3)	0.124	79.57	13:19:41.181
5 -	1:50.026 (2)	0.070	79.61	13:21:31.207
6 -	1:51.661	1.705	78.45	13:23:22.868

P13 41 Paul BOWLING				
LAP	LAP TIME	DIFF	MPH	TIME OF DAY
1 -	1:59.086	8.043	73.55	13:14:10.829
2 -	1:51.043 (1)		78.88	13:16:01.872
3 -	1:51.094 (2)	0.051	78.85	13:17:52.966
4 -	1:52.271 (3)	1.228	78.02	13:19:45.237
5 -	1:52.536	1.493	77.84	13:21:37.773
6 -	1:52.683	1.640	77.73	13:23:30.456

Weather / Track : Cloudy / Dry

BMCRC-MRO Championships 2013 - Brands Hatch GP

DFDS Seaways Yamaha Past Masters

RACE 3 - LAP ANALYSIS

DIFF = Difference To Personal Best Lap

P14 55 Paul TOLAND				
LAP	LAP TIME	DIFF	MPH	TIME OF DAY
1 -	1:59.867	7.691	73.07	13:14:11.610
2 -	1:52.212 (2)	0.036	78.06	13:16:03.822
3 -	1:53.237	1.061	77.35	13:17:57.059
4 -	1:52.756 (3)	0.580	77.68	13:19:49.815
5 -	1:53.422	1.246	77.23	13:21:43.237
6 -	1:52.176 (1)		78.09	13:23:35.413

P15 74 Paul WHITBY				
LAP	LAP TIME	DIFF	MPH	TIME OF DAY
1 -	2:01.774	9.849	71.93	13:14:13.517
2 -	1:52.689	0.764	77.73	13:16:06.206
3 -	1:52.628 (3)	0.703	77.77	13:17:58.834
4 -	1:51.925 (1)		78.26	13:19:50.759
5 -	1:52.833	0.908	77.63	13:21:43.592
6 -	1:51.967 (2)	0.042	78.23	13:23:35.559

P16 37 James SHARPE				
LAP	LAP TIME	DIFF	MPH	TIME OF DAY
1 -	2:02.293	11.877	71.62	13:14:14.036
2 -	1:50.416 (1)		79.33	13:16:04.452
3 -	1:52.845 (2)	2.429	77.62	13:17:57.297
4 -	1:52.892 (3)	2.476	77.59	13:19:50.189
5 -	1:53.569	3.153	77.13	13:21:43.758
6 -	1:52.971	2.555	77.54	13:23:36.729

P17 47 John WALKER				
LAP	LAP TIME	DIFF	MPH	TIME OF DAY
1 -	2:04.985	11.125	70.08	13:14:16.728
2 -	1:56.312	2.452	75.31	13:16:13.040
3 -	1:55.854	1.994	75.61	13:18:08.894
4 -	1:55.171 (3)	1.311	76.05	13:20:04.065
5 -	1:54.706 (2)	0.846	76.36	13:21:58.771
6 -	1:53.860 (1)		76.93	13:23:52.631

P18 4 Trevor SHARPE				
LAP	LAP TIME	DIFF	MPH	TIME OF DAY
1 -	2:05.073	11.231	70.03	13:14:16.816
2 -	1:54.817 (2)	0.975	76.29	13:16:11.633
3 -	1:56.118	2.276	75.43	13:18:07.751
4 -	1:55.871	2.029	75.59	13:20:03.622
5 -	1:55.821 (3)	1.979	75.63	13:21:59.443
6 -	1:53.842 (1)		76.94	13:23:53.285

P19 90 Mark ELLERAY				
LAP	LAP TIME	DIFF	MPH	TIME OF DAY
1 -	2:13.423	11.360	65.65	13:14:25.166
2 -	2:05.872	3.809	69.59	13:16:31.038
3 -	2:02.063 (1)		71.76	13:18:33.101
4 -	2:04.926	2.863	70.12	13:20:38.027
5 -	2:02.900 (2)	0.837	71.27	13:22:40.927
6 -	2:04.172 (3)	2.109	70.54	13:24:45.099

P20 130 Paul DAVIES				
LAP	LAP TIME	DIFF	MPH	TIME OF DAY
1 -	2:12.965	6.525	65.88	13:14:24.708
2 -	2:07.237 (3)	0.797	68.84	13:16:31.945

DIFF = Difference To Personal Best Lap

3 -	2:13.473	7.033	65.63	13:18:45.418
4 -	2:06.728 (2)	0.288	69.12	13:20:52.146
5 -	2:06.440 (1)		69.28	13:22:58.586

P21 100 Colin HASTINGS				
LAP	LAP TIME	DIFF	MPH	TIME OF DAY
1 -	2:06.545 (3)	7.157	69.22	13:14:18.288
2 -	1:59.388 (1)		73.37	13:16:17.676
3 -	2:02.336 (2)	2.948	71.60	13:18:20.012

P22 72 Len WHALIN				
LAP	LAP TIME	DIFF	MPH	TIME OF DAY
1 -	2:05.980 (1)		69.53	13:14:17.723

BMCRC-MRO Championships 2013 - Brands Hatch GP
DFDS Seaways Yamaha Past Masters
RACE 13 - GRID

ROW 6			22	72 Len WHALIN		21	100 Colin HASTINGS							
ROW 5		20	130 Paul DAVIES		19	90 Mark ELLERAY		18	4 Trevor SHARPE		17	47 John WALKER		
ROW 4		16	37 James SHARPE		15	74 Paul WHITBY		14	55 Paul TOLAND		13	41 Paul BOWLING		
ROW 3			12	68 Kevin MARSHALL		11	38 Michael WAKE		10	99 Chris DOWLING		9	76 Kev HIGERTY	
ROW 2			8	91 Andy WHEELER		7	1 Graham HIGLETT		6	14 Doug EDMONDSON		5	69 Richard SAWYER	
ROW 1				4	6 Matt BARBER		3	45 Peter MOORE		2	25 Ben MILES		1	98 Dean STIMPSON
														Pole

Brands Hatch GP
Circuit Length = 2.4332 miles

These results are provisional until the conclusion of any judicial and technical matters.

Clerk Of Course :		Timekeeper :
-------------------	--	--------------

Results can be found at www.tsl-timing.com

Printed - 13:37 Saturday, 17 August 2013



BMCRC-MRO Championships 2013 - Brands Hatch GP
DFDS Seaways Yamaha Past Masters
RACE 13 - CLASSIFICATION

POS	NO	CL	PIC NAME	ENTRY	LAPS	TIME	GAP	DIFF	MPH	BEST	ON
1	98		1 Dean STIMPSON	Yamaha - Newvic Property	5	8:49.142			82.77	1:44.179	2
2	14		2 Doug EDMONDSON	Yamaha -	5	9:01.132	11.990	11.990	80.93	1:45.629	2
3	45	R	1 Peter MOORE	Yamaha - Curphs Cuttings	5	9:01.382	12.240	0.250	80.90	1:46.124	5
4	25		3 Ben MILES	Yamaha -	5	9:01.521	12.379	0.139	80.88	1:45.202	4
5	1		4 Graham HIGLETT	Yamaha - Face to Face Finance	5	9:01.691	12.549	0.170	80.85	1:45.737	3
6	69	C	1 Richard SAWYER	Yamaha - Rickarl/Graphix Bank/HMT	5	9:02.123	12.981	0.432	80.79	1:45.885	5
7	6	R	2 Matt BARBER	Yamaha - Wave Developments	5	9:02.425	13.283	0.302	80.74	1:45.495	5
8	99*	C	2 Chris DOWLING	Yamaha - CSS/HS Racing	5	9:11.347	22.205	8.922	79.44	1:47.642	2
9	76		5 Kev HIGERTY	Yamaha - Aitch Racing	5	9:11.429	22.287	0.082	79.42	1:48.147	2
10	91	C	3 Andy WHEELER	Yamaha -	5	9:11.495	22.353	0.066	79.41	1:48.229	3
11	38	C	4 Michael WAKE	Yamaha -	5	9:21.450	32.308	9.955	78.01	1:50.265	2
12	68	C	5 Kevin MARSHALL	Yamaha -	5	9:31.289	42.147	9.839	76.66	1:52.157	5
13	41	C	6 Paul BOWLING	Yamaha -	5	9:31.489	42.347	0.200	76.64	1:51.334	4
14	74	C	7 Paul WHITBY	Yamaha -	5	9:36.619	47.477	5.130	75.95	1:53.033	4
15	37	C	8 James SHARPE	Yamaha - Barnack Group	5	9:37.493	48.351	0.874	75.84	1:51.716	5
16	55	C	9 Paul TOLAND	Yamaha - GP Racing	5	9:42.968	53.826	5.475	75.13	1:54.477	3
17	4	C	10 Trevor SHARPE	Yamaha - Barnack Group	5	9:43.406	54.264	0.438	75.07	1:54.490	3
18	47	C	11 John WALKER	Yamaha - Dave Hammond	5	9:57.709	1:08.567	14.303	73.27	1:57.378	2
19	130	C	12 Paul DAVIES	Yamaha - KDS	5	10:30.904	1:41.762	33.195	69.42	2:03.438	5
20	90		6 Mark ELLERAY	Yamaha - Abbot Solutions	5	10:31.298	1:42.156	0.394	69.37	2:03.207	5

FASTEST LAP

98		Dean STIMPSON	Yamaha - Newvic Property	2	1:44.179	84.08 mph	135.32 kph
6	R	Matt BARBER	Yamaha - Wave Developments	5	1:45.495	83.03 mph	133.63 kph
69	C	Richard SAWYER	Yamaha - Rickarl/Graphix Bank/HMT	5	1:45.885	82.72 mph	133.14 kph

* Bike 99 - No working transponder

Brands Hatch GP

Circuit Length = 2.4332 miles

Start: 16:44 Flag 16:53 End: 16:55

Weather / Track : Cloudy / Dry

These results are provisional until the conclusion of any judicial and technical matters.

Clerk Of Course :	Timekeeper :
-------------------	--------------

Results can be found at www.tsl-timing.com

Printed - 16:55 Saturday, 17 August 2013



BMCRC-MRO Championships 2013 - Brands Hatch GP

DFDS Seaways Yamaha Past Masters

RACE 13 - LAP CHART

LAP 1		
NO	BEHIND	LAP TIME

98		1:51.033
45	2.516	1:53.549
25	3.658	1:54.691
6	4.189	1:55.222
14	4.206	1:55.239
1	4.272	1:55.305
69	4.393	1:55.426
99	5.059	1:56.092
91	5.335	1:56.368
76	5.902	1:56.935
38	7.349	1:58.382
68	10.465	2:01.498
55	11.416	2:02.449
74	11.759	2:02.792
41	11.841	2:02.874
4	12.955	2:03.988
47	15.007	2:06.040
37	15.087	2:06.120
90	20.669	2:11.702
130	22.087	2:13.120

LAP 2		
NO	BEHIND	LAP TIME

98		1:44.179
45	5.564	1:47.227
14	5.656	1:45.629
6	7.715	1:47.705
25	7.751	1:48.272
1	7.771	1:47.678
69	8.066	1:47.852
99	8.522	1:47.642
91	9.677	1:48.521
76	9.870	1:48.147
38	13.435	1:50.265
68	19.160	1:52.874
41	21.278	1:53.616
74	21.892	1:54.312
55	22.711	1:55.474
4	23.450	1:54.674
37	25.261	1:54.353
47	28.206	1:57.378
90	41.326	2:04.836
130	42.315	2:04.407

LAP 3		
NO	BEHIND	LAP TIME

98		1:44.861
45	8.202	1:47.499
14	8.333	1:47.538
1	8.647	1:45.737
69	10.182	1:46.977
6	10.591	1:47.737
25	10.607	1:47.717
99	12.750	1:49.089
91	13.045	1:48.229
76	13.600	1:48.591
38	19.603	1:51.029
68	26.559	1:52.260
41	28.086	1:51.669
74	30.264	1:53.233
55	32.327	1:54.477

4	33.079	1:54.490
37	33.500	1:53.100
47	41.698	1:58.353
90	1:01.444	2:04.979
130	1:03.137	2:05.683

LAP 4		
NO	BEHIND	LAP TIME

98		1:44.578
14	9.848	1:46.093
45	10.607	1:46.983
1	11.027	1:46.958
25	11.231	1:45.202
69	11.587	1:45.983
6	12.279	1:46.266
99	17.240	1:49.068
91	17.517	1:49.050
76	17.812	1:48.790
38	26.198	1:51.173
68	34.481	1:52.500
41	34.842	1:51.334
74	38.719	1:53.033
37	41.126	1:52.204
55	42.782	1:55.033
4	43.208	1:54.707
47	54.647	1:57.527
130	1:22.815	2:04.256
90	1:23.440	2:06.574

LAP 5		
NO	BEHIND	LAP TIME

98		1:44.491
14	11.990	1:46.633
45	12.240	1:46.124
25	12.379	1:45.639
1	12.549	1:46.013
69	12.981	1:45.885
6	13.283	1:45.495
99	22.205	1:49.456
76	22.287	1:48.966
91	22.353	1:49.327
38	32.308	1:50.601
68	42.147	1:52.157
41	42.347	1:51.996
74	47.477	1:53.249
37	48.351	1:51.716
55	53.826	1:55.535
4	54.264	1:55.547
47	1:08.567	1:58.411
130	1:41.762	2:03.438
90	1:42.156	2:03.207

Weather / Track : Cloudy / Dry

Results can be found at www.tsl-timing.com

Brands Hatch GP
Circuit Length = 2.4332 miles
Start: 16:44 Flag 16:53 End: 16:55

Printed - 16:55 Saturday, 17 August 2013

BMCRC-MRO Championships 2013 - Brands Hatch GP

DFDS Seaways Yamaha Past Masters

RACE 13 - LAP ANALYSIS

DIFF = Difference To Personal Best Lap

P1 98 Dean STIMPSON				
LAP	LAP TIME	DIFF	MPH	TIME OF DAY
1 -	1:51.033	6.854	78.89	16:46:17.561
2 -	1:44.179 (1)		84.08	16:48:01.740
3 -	1:44.861	0.682	83.53	16:49:46.601
4 -	1:44.578 (3)	0.399	83.76	16:51:31.179
5 -	1:44.491 (2)	0.312	83.83	16:53:15.670

P2 14 Doug EDMONDSON				
LAP	LAP TIME	DIFF	MPH	TIME OF DAY
1 -	1:55.239	9.610	76.01	16:46:21.767
2 -	1:45.629 (1)		82.93	16:48:07.396
3 -	1:47.538	1.909	81.45	16:49:54.934
4 -	1:46.093 (2)	0.464	82.56	16:51:41.027
5 -	1:46.633 (3)	1.004	82.14	16:53:27.660

P3 45 Peter MOORE				
LAP	LAP TIME	DIFF	MPH	TIME OF DAY
1 -	1:53.549	7.425	77.14	16:46:20.077
2 -	1:47.227 (3)	1.103	81.69	16:48:07.304
3 -	1:47.499	1.375	81.48	16:49:54.803
4 -	1:46.983 (2)	0.859	81.88	16:51:41.786
5 -	1:46.124 (1)		82.54	16:53:27.910

P4 25 Ben MILES				
LAP	LAP TIME	DIFF	MPH	TIME OF DAY
1 -	1:54.691	9.489	76.37	16:46:21.219
2 -	1:48.272	3.070	80.90	16:48:09.491
3 -	1:47.717 (3)	2.515	81.32	16:49:57.208
4 -	1:45.202 (1)		83.26	16:51:42.410
5 -	1:45.639 (2)	0.437	82.92	16:53:28.049

P5 1 Graham HIGLETT				
LAP	LAP TIME	DIFF	MPH	TIME OF DAY
1 -	1:55.305	9.568	75.97	16:46:21.833
2 -	1:47.678	1.941	81.35	16:48:09.511
3 -	1:45.737 (1)		82.84	16:49:55.248
4 -	1:46.958 (3)	1.221	81.89	16:51:42.206
5 -	1:46.013 (2)	0.276	82.62	16:53:28.219

P6 69 Richard SAWYER				
LAP	LAP TIME	DIFF	MPH	TIME OF DAY
1 -	1:55.426	9.541	75.89	16:46:21.954
2 -	1:47.852	1.967	81.22	16:48:09.806
3 -	1:46.977 (3)	1.092	81.88	16:49:56.783
4 -	1:45.983 (2)	0.098	82.65	16:51:42.766
5 -	1:45.885 (1)		82.72	16:53:28.651

P7 6 Matt BARBER				
LAP	LAP TIME	DIFF	MPH	TIME OF DAY
1 -	1:55.222	9.727	76.02	16:46:21.750
2 -	1:47.705 (3)	2.210	81.33	16:48:09.455
3 -	1:47.737	2.242	81.30	16:49:57.192
4 -	1:46.266 (2)	0.771	82.43	16:51:43.458
5 -	1:45.495 (1)		83.03	16:53:28.953

DIFF = Difference To Personal Best Lap

P8 99 Chris DOWLING				
LAP	LAP TIME	DIFF	MPH	TIME OF DAY
1 -	1:56.092	8.450	75.45	16:46:22.620
2 -	1:47.642 (1)		81.37	16:48:10.262
3 -	1:49.089 (3)	1.447	80.29	16:49:59.351
4 -	1:49.068 (2)	1.426	80.31	16:51:48.419
5 -	1:49.456	1.814	80.03	16:53:37.875

P9 76 Kev HIGERTY				
LAP	LAP TIME	DIFF	MPH	TIME OF DAY
1 -	1:56.935	8.788	74.91	16:46:23.463
2 -	1:48.147 (1)		80.99	16:48:11.610
3 -	1:48.591 (2)	0.444	80.66	16:50:00.201
4 -	1:48.790 (3)	0.643	80.52	16:51:48.991
5 -	1:48.966	0.819	80.39	16:53:37.957

P10 91 Andy WHEELER				
LAP	LAP TIME	DIFF	MPH	TIME OF DAY
1 -	1:56.368	8.139	75.27	16:46:22.896
2 -	1:48.521 (2)	0.292	80.72	16:48:11.417
3 -	1:48.229 (1)		80.93	16:49:59.646
4 -	1:49.050 (3)	0.821	80.32	16:51:48.696
5 -	1:49.327	1.098	80.12	16:53:38.023

P11 38 Michael WAKE				
LAP	LAP TIME	DIFF	MPH	TIME OF DAY
1 -	1:58.382	8.117	73.99	16:46:24.910
2 -	1:50.265 (1)		79.44	16:48:15.175
3 -	1:51.029 (3)	0.764	78.89	16:50:06.204
4 -	1:51.173	0.908	78.79	16:51:57.377
5 -	1:50.601 (2)	0.336	79.20	16:53:47.978

P12 68 Kevin MARSHALL				
LAP	LAP TIME	DIFF	MPH	TIME OF DAY
1 -	2:01.498	9.341	72.09	16:46:28.026
2 -	1:52.874	0.717	77.60	16:48:20.900
3 -	1:52.260 (2)	0.103	78.03	16:50:13.160
4 -	1:52.500 (3)	0.343	77.86	16:52:05.660
5 -	1:52.157 (1)		78.10	16:53:57.817

P13 41 Paul BOWLING				
LAP	LAP TIME	DIFF	MPH	TIME OF DAY
1 -	2:02.874	11.540	71.29	16:46:29.402
2 -	1:53.616	2.282	77.10	16:48:23.018
3 -	1:51.669 (2)	0.335	78.44	16:50:14.687
4 -	1:51.334 (1)		78.68	16:52:06.021
5 -	1:51.996 (3)	0.662	78.21	16:53:58.017

P14 74 Paul WHITBY				
LAP	LAP TIME	DIFF	MPH	TIME OF DAY
1 -	2:02.792	9.759	71.33	16:46:29.320
2 -	1:54.312	1.279	76.63	16:48:23.632
3 -	1:53.233 (2)	0.200	77.36	16:50:16.865
4 -	1:53.033 (1)		77.49	16:52:09.898
5 -	1:53.249 (3)	0.216	77.35	16:54:03.147

Weather / Track : Cloudy / Dry

BMCRC-MRO Championships 2013 - Brands Hatch GP

DFDS Seaways Yamaha Past Masters

RACE 13 - LAP ANALYSIS

DIFF = Difference To Personal Best Lap

P15 37 James SHARPE				
LAP	LAP TIME	DIFF	MPH	TIME OF DAY
1 -	2:06.120	14.404	69.45	16:46:32.648
2 -	1:54.353	2.637	76.60	16:48:27.001
3 -	1:53.100 (3)	1.384	77.45	16:50:20.101
4 -	1:52.204 (2)	0.488	78.07	16:52:12.305
5 -	1:51.716 (1)		78.41	16:54:04.021

P16 55 Paul TOLAND				
LAP	LAP TIME	DIFF	MPH	TIME OF DAY
1 -	2:02.449	7.972	71.53	16:46:28.977
2 -	1:55.474 (3)	0.997	75.85	16:48:24.451
3 -	1:54.477 (1)		76.52	16:50:18.928
4 -	1:55.033 (2)	0.556	76.15	16:52:13.961
5 -	1:55.535	1.058	75.81	16:54:09.496

P17 4 Trevor SHARPE				
LAP	LAP TIME	DIFF	MPH	TIME OF DAY
1 -	2:03.988	9.498	70.65	16:46:30.516
2 -	1:54.674 (2)	0.184	76.38	16:48:25.190
3 -	1:54.490 (1)		76.51	16:50:19.680
4 -	1:54.707 (3)	0.217	76.36	16:52:14.387
5 -	1:55.547	1.057	75.81	16:54:09.934

P18 47 John WALKER				
LAP	LAP TIME	DIFF	MPH	TIME OF DAY
1 -	2:06.040	8.662	69.50	16:46:32.568
2 -	1:57.378 (1)		74.62	16:48:29.946
3 -	1:58.353 (3)	0.975	74.01	16:50:28.299
4 -	1:57.527 (2)	0.149	74.53	16:52:25.826
5 -	1:58.411	1.033	73.97	16:54:24.237

P19 130 Paul DAVIES				
LAP	LAP TIME	DIFF	MPH	TIME OF DAY
1 -	2:13.120	9.682	65.80	16:46:39.648
2 -	2:04.407 (3)	0.969	70.41	16:48:44.055
3 -	2:05.683	2.245	69.69	16:50:49.738
4 -	2:04.256 (2)	0.818	70.49	16:52:53.994
5 -	2:03.438 (1)		70.96	16:54:57.432

P20 90 Mark ELLERAY				
LAP	LAP TIME	DIFF	MPH	TIME OF DAY
1 -	2:11.702	8.495	66.51	16:46:38.230
2 -	2:04.836 (2)	1.629	70.17	16:48:43.066
3 -	2:04.979 (3)	1.772	70.09	16:50:48.045
4 -	2:06.574	3.367	69.20	16:52:54.619
5 -	2:03.207 (1)		71.09	16:54:57.826

BMCRC-MRO Championships 2013 - Brands Hatch GP
DFDS Seaways Yamaha Past Masters
RACE 3 - GRID

ROW 5	20	90 Mark ELLERAY	19	130 Paul DAVIES	18	47 John WALKER	17	4 Trevor SHARPE
ROW 4	16	55 Paul TOLAND	15	37 James SHARPE	14	74 Paul WHITBY	13	41 Paul BOWLING
ROW 3	12	68 Kevin MARSHALL	11	38 Michael WAKE	10	91 Andy WHEELER	9	76 Kev HIGERTY
ROW 2	8	99 Chris DOWLING	7	6 Matt BARBER	6	69 Richard SAWYER	5	1 Graham HIGLETT
ROW 1	4	25 Ben MILES	3	45 Peter MOORE	2	14 Doug EDMONDSON	1	98 Dean STIMPSON
Pole								

Brands Hatch GP
Circuit Length = 2.4332 miles

These results are provisional until the conclusion of any judicial and technical matters.

Clerk Of Course :		Timekeeper :
-------------------	--	--------------

Results can be found at www.tsl-timing.com

Printed - 16:56 Saturday, 17 August 2013



BMCRC-MRO Championships 2013 - Brands Hatch GP

DFDS Seaways Yamaha Past Masters

RACE 3 - CLASSIFICATION

POS	NO	CL	PIC NAME	ENTRY	LAPS	TIME	GAP	DIFF	MPH	BEST	ON
1	98		1 Dean STIMPSON	Yamaha - Newvic Property	6	10:33.818			82.92	1:44.158	2
2	25		2 Ben MILES	Yamaha -	6	10:40.937	7.119	7.119	82.00	1:45.536	5
3	45	R	1 Peter MOORE	Yamaha - Curphs Cuttings	6	10:44.331	10.513	3.394	81.57	1:46.110	5
4	1		3 Graham HIGLETT	Yamaha - Face to Face Finance	6	10:44.353	10.535	0.022	81.56	1:45.220	3
5	6	R	2 Matt BARBER	Yamaha - Wave Developments	6	10:44.416	10.598	0.063	81.56	1:45.435	3
6	69	C	1 Richard SAWYER	Yamaha - Rickarl/Graphix Bank/HMT	6	10:44.641	10.823	0.225	81.53	1:45.885	5
7	99	C	2 Chris DOWLING	Yamaha - CSS/HS Racing	6	10:49.125	15.307	4.484	80.96	1:46.247	3
8	91	C	3 Andy WHEELER	Yamaha -	6	10:50.725	16.907	1.600	80.76	1:46.567	6
9	14		4 Doug EDMONDSON	Yamaha -	6	10:56.351	22.533	5.626	80.07	1:47.181	3
10	76		5 Kev HIGERTY	Yamaha - Aitch Racing	6	10:57.507	23.689	1.156	79.93	1:47.562	6
11	38	C	4 Michael WAKE	Yamaha -	6	10:59.143	25.325	1.636	79.73	1:47.751	6
12	55	C	5 Paul TOLAND	Yamaha - GP Racing	6	11:14.830	41.012	15.687	77.88	1:50.427	6
13	41	C	6 Paul BOWLING	Yamaha -	6	11:14.913	41.095	0.083	77.87	1:49.761	2
14	74	C	7 Paul WHITBY	Yamaha -	6	11:14.925	41.107	0.012	77.87	1:49.988	6
15	68	C	8 Kevin MARSHALL	Yamaha -	6	11:15.407	41.589	0.482	77.81	1:50.304	6
16	37	C	9 James SHARPE	Yamaha - Barnack Group	6	11:21.439	47.621	6.032	77.12	1:50.240	6
17	47	C	10 John WALKER	Yamaha - Dave Hammond	6	11:27.014	53.196	5.575	76.50	1:52.454	6
18	72	C	11 Len WHALIN	Yamaha -	6	11:29.271	55.453	2.257	76.25	1:52.814	3
19	4	C	12 Trevor SHARPE	Yamaha - Barnack Group	6	11:31.942	58.124	2.671	75.95	1:53.500	6
20	90		6 Mark ELLERAY	Yamaha - Abbot Solutions	6	12:18.328	1:44.510	46.386	71.18	2:01.355	6
21	130	C	13 Paul DAVIES	Yamaha - KDS	6	12:34.845	2:01.027	16.517	69.62	2:02.004	6

FASTEST LAP

98		Dean STIMPSON	Yamaha - Newvic Property	2	1:44.158	84.10 mph	135.34 kph
6	R	Matt BARBER	Yamaha - Wave Developments	3	1:45.435	83.08 mph	133.70 kph
69	C	Richard SAWYER	Yamaha - Rickarl/Graphix Bank/HMT	5	1:45.885	82.72 mph	133.14 kph

Weather / Track : Cloudy / Dry

These results are provisional until the conclusion of any judicial and technical matters.

Brands Hatch GP

Circuit Length = 2.4332 miles

Start: 11:36 Flag 11:46 End: 11:48

Clerk Of Course :	Timekeeper :
-------------------	--------------

Results can be found at www.tsl-timing.com

Printed - 11:50 Sunday, 18 August 2013



BMCRC-MRO Championships 2013 - Brands Hatch GP

DFDS Seaways Yamaha Past Masters

RACE 3 - LAP CHART

LAP 1		
NO	BEHIND	LAP TIME

98		1:49.448
25	2.060	1:51.508
45	2.568	1:52.016
6	3.947	1:53.395
14	4.425	1:53.873
1	4.480	1:53.928
69	4.481	1:53.929
99	5.102	1:54.550
38	5.551	1:54.999
91	5.682	1:55.130
76	6.719	1:56.167
41	7.562	1:57.010
55	9.073	1:58.521
74	9.942	1:59.390
47	10.807	2:00.255
68	11.479	2:00.927
72	11.867	2:01.315
37	12.428	2:01.876
4	13.797	2:03.245
90	18.955	2:08.403
130	24.628	2:14.076

LAP 2		
NO	BEHIND	LAP TIME

98		1:44.158
25	4.426	1:46.524
45	4.607	1:46.197
69	6.642	1:46.319
1	6.979	1:46.657
6	7.462	1:47.673
14	8.286	1:48.019
99	8.450	1:47.506
91	8.588	1:47.064
38	9.991	1:48.598
76	11.197	1:48.636
41	13.165	1:49.761
55	16.498	1:51.583
74	17.226	1:51.442
68	18.100	1:50.779
47	20.835	1:54.186
72	20.912	1:53.203
37	21.266	1:52.996
4	23.329	1:53.690
90	37.358	2:02.561
130	45.004	2:04.534

LAP 3		
NO	BEHIND	LAP TIME

98		1:44.339
25	6.027	1:45.940
45	6.918	1:46.650
1	7.860	1:45.220
69	8.494	1:46.191
6	8.558	1:45.435
99	10.358	1:46.247
14	11.128	1:47.181
91	11.533	1:47.284
38	14.459	1:48.807
76	14.758	1:47.900
41	20.749	1:51.923
55	23.677	1:51.518

74	24.305	1:51.418
68	24.691	1:50.930
72	29.387	1:52.814
37	29.819	1:52.892
47	30.261	1:53.765
4	32.728	1:53.738
90	54.530	2:01.511
130	1:05.562	2:04.897

LAP 4		
NO	BEHIND	LAP TIME

98		1:44.715
25	7.028	1:45.716
1	9.363	1:46.218
45	9.403	1:47.200
69	9.686	1:45.907
6	9.967	1:46.124
99	12.222	1:46.579
14	13.868	1:47.455
91	14.082	1:47.264
76	19.274	1:49.231
38	19.905	1:50.161
41	27.549	1:51.515
55	30.697	1:51.735
74	31.069	1:51.479
68	31.533	1:51.557
37	37.013	1:51.909
72	38.353	1:53.681
47	38.451	1:52.905
4	41.677	1:53.664
90	1:11.618	2:01.803
130	1:25.925	2:05.078

LAP 5		
NO	BEHIND	LAP TIME

98		1:44.867
25	7.697	1:45.536
1	10.023	1:45.527
45	10.646	1:46.110
69	10.704	1:45.885
6	10.887	1:45.787
99	14.432	1:47.077
14	16.547	1:47.546
91	16.631	1:47.416
76	22.418	1:48.011
38	23.865	1:48.827
41	34.754	1:52.072
55	36.876	1:51.046
74	37.410	1:51.208
68	37.576	1:50.910
37	43.672	1:51.526
47	47.033	1:53.449
72	47.502	1:54.016
4	50.915	1:54.105
90	1:29.446	2:02.695
130	1:45.314	2:04.256

LAP 6		
NO	BEHIND	LAP TIME

98		1:46.291
25	7.119	1:45.713
45	10.513	1:46.158
1	10.535	1:46.803

6	10.598	1:46.002
69	10.823	1:46.410
99	15.307	1:47.166
91	16.907	1:46.567
14	22.533	1:52.277
76	23.689	1:47.562
38	25.325	1:47.751
55	41.012	1:50.427
41	41.095	1:52.632
74	41.107	1:49.988
68	41.589	1:50.304
37	47.621	1:50.240
47	53.196	1:52.454
72	55.453	1:54.242
4	58.124	1:53.500
90	1:44.510	2:01.355
130	2:01.027	2:02.004

Weather / Track : Cloudy / Dry

Results can be found at www.tsl-timing.com

Brands Hatch GP

Circuit Length = 2.4332 miles

Start: 11:36 Flag 11:46 End: 11:48

Printed - 11:51 Sunday, 18 August 2013

BMCRC-MRO Championships 2013 - Brands Hatch GP

DFDS Seaways Yamaha Past Masters

RACE 3 - LAP ANALYSIS

DIFF = Difference To Personal Best Lap

P1 98 Dean STIMPSON				
LAP	LAP TIME	DIFF	MPH	TIME OF DAY
1 -	1:49.448	5.290	80.03	11:38:04.908
2 -	1:44.158 (1)		84.10	11:39:49.066
3 -	1:44.339 (2)	0.181	83.95	11:41:33.405
4 -	1:44.715 (3)	0.557	83.65	11:43:18.120
5 -	1:44.867	0.709	83.53	11:45:02.987
6 -	1:46.291	2.133	82.41	11:46:49.278

P2 25 Ben MILES				
LAP	LAP TIME	DIFF	MPH	TIME OF DAY
1 -	1:51.508	5.972	78.55	11:38:06.968
2 -	1:46.524	0.988	82.23	11:39:53.492
3 -	1:45.940	0.404	82.68	11:41:39.432
4 -	1:45.716 (3)	0.180	82.86	11:43:25.148
5 -	1:45.536 (1)		83.00	11:45:10.684
6 -	1:45.713 (2)	0.177	82.86	11:46:56.397

P3 45 Peter MOORE				
LAP	LAP TIME	DIFF	MPH	TIME OF DAY
1 -	1:52.016	5.906	78.20	11:38:07.476
2 -	1:46.197 (3)	0.087	82.48	11:39:53.673
3 -	1:46.650	0.540	82.13	11:41:40.323
4 -	1:47.200	1.090	81.71	11:43:27.523
5 -	1:46.110 (1)		82.55	11:45:13.633
6 -	1:46.158 (2)	0.048	82.51	11:46:59.791

P4 1 Graham HIGLETT				
LAP	LAP TIME	DIFF	MPH	TIME OF DAY
1 -	1:53.928	8.708	76.88	11:38:09.388
2 -	1:46.657	1.437	82.13	11:39:56.045
3 -	1:45.220 (1)		83.25	11:41:41.265
4 -	1:46.218 (3)	0.998	82.47	11:43:27.483
5 -	1:45.527 (2)	0.307	83.01	11:45:13.010
6 -	1:46.803	1.583	82.01	11:46:59.813

P5 6 Matt BARBER				
LAP	LAP TIME	DIFF	MPH	TIME OF DAY
1 -	1:53.395	7.960	77.25	11:38:08.855
2 -	1:47.673	2.238	81.35	11:39:56.528
3 -	1:45.435 (1)		83.08	11:41:41.963
4 -	1:46.124	0.689	82.54	11:43:28.087
5 -	1:45.787 (2)	0.352	82.80	11:45:13.874
6 -	1:46.002 (3)	0.567	82.63	11:46:59.876

P6 69 Richard SAWYER				
LAP	LAP TIME	DIFF	MPH	TIME OF DAY
1 -	1:53.929	8.044	76.88	11:38:09.389
2 -	1:46.319	0.434	82.39	11:39:55.708
3 -	1:46.191 (3)	0.306	82.49	11:41:41.899
4 -	1:45.907 (2)	0.022	82.71	11:43:27.806
5 -	1:45.885 (1)		82.72	11:45:13.691
6 -	1:46.410	0.525	82.32	11:47:00.101

P7 99 Chris DOWLING				
LAP	LAP TIME	DIFF	MPH	TIME OF DAY
1 -	1:54.550	8.303	76.47	11:38:10.010
2 -	1:47.506	1.259	81.48	11:39:57.516

DIFF = Difference To Personal Best Lap

3 -	1:46.247 (1)		82.44	11:41:43.763
4 -	1:46.579 (2)	0.332	82.19	11:43:30.342
5 -	1:47.077 (3)	0.830	81.80	11:45:17.419
6 -	1:47.166	0.919	81.74	11:47:04.585

P8 91 Andy WHEELER				
LAP	LAP TIME	DIFF	MPH	TIME OF DAY
1 -	1:55.130	8.563	76.08	11:38:10.590
2 -	1:47.064 (2)	0.497	81.81	11:39:57.654
3 -	1:47.284	0.717	81.65	11:41:44.938
4 -	1:47.264 (3)	0.697	81.66	11:43:32.202
5 -	1:47.416	0.849	81.55	11:45:19.618
6 -	1:46.567 (1)		82.20	11:47:06.185

P9 14 Doug EDMONDSON				
LAP	LAP TIME	DIFF	MPH	TIME OF DAY
1 -	1:53.873	6.692	76.92	11:38:09.333
2 -	1:48.019	0.838	81.09	11:39:57.352
3 -	1:47.181 (1)		81.72	11:41:44.533
4 -	1:47.455 (2)	0.274	81.52	11:43:31.988
5 -	1:47.546 (3)	0.365	81.45	11:45:19.534
6 -	1:52.277	5.096	78.01	11:47:11.811

P10 76 Kev HIGERTY				
LAP	LAP TIME	DIFF	MPH	TIME OF DAY
1 -	1:56.167	8.605	75.40	11:38:11.627
2 -	1:48.636	1.074	80.63	11:40:00.263
3 -	1:47.900 (2)	0.338	81.18	11:41:48.163
4 -	1:49.231	1.669	80.19	11:43:37.394
5 -	1:48.011 (3)	0.449	81.10	11:45:25.405
6 -	1:47.562 (1)		81.43	11:47:12.967

P11 38 Michael WAKE				
LAP	LAP TIME	DIFF	MPH	TIME OF DAY
1 -	1:54.999	7.248	76.17	11:38:10.459
2 -	1:48.598 (2)	0.847	80.66	11:39:59.057
3 -	1:48.807 (3)	1.056	80.50	11:41:47.864
4 -	1:50.161	2.410	79.51	11:43:38.025
5 -	1:48.827	1.076	80.49	11:45:26.852
6 -	1:47.751 (1)		81.29	11:47:14.603

P12 55 Paul TOLAND				
LAP	LAP TIME	DIFF	MPH	TIME OF DAY
1 -	1:58.521	8.094	73.90	11:38:13.981
2 -	1:51.583	1.156	78.50	11:40:05.564
3 -	1:51.518 (3)	1.091	78.55	11:41:57.082
4 -	1:51.735	1.308	78.39	11:43:48.817
5 -	1:51.046 (2)	0.619	78.88	11:45:39.863
6 -	1:50.427 (1)		79.32	11:47:30.290

P13 41 Paul BOWLING				
LAP	LAP TIME	DIFF	MPH	TIME OF DAY
1 -	1:57.010	7.249	74.86	11:38:12.470
2 -	1:49.761 (1)		79.80	11:40:02.231
3 -	1:51.923 (3)	2.162	78.26	11:41:54.154
4 -	1:51.515 (2)	1.754	78.55	11:43:45.669
5 -	1:52.072	2.311	78.16	11:45:37.741
6 -	1:52.632	2.871	77.77	11:47:30.373

Weather / Track : Cloudy / Dry

Brands Hatch GP

Circuit Length = 2.4332 miles

Start: 11:36 Flag 11:46 End: 11:48

BMCR-C-MRO Championships 2013 - Brands Hatch GP

DFDS Seaways Yamaha Past Masters

RACE 3 - LAP ANALYSIS

DIFF = Difference To Personal Best Lap

P14 74 Paul WHITBY				
LAP	LAP TIME	DIFF	MPH	TIME OF DAY
1 -	1:59.390	9.402	73.37	11:38:14.850
2 -	1:51.442	1.454	78.60	11:40:06.292
3 -	1:51.418 (3)	1.430	78.62	11:41:57.710
4 -	1:51.479	1.491	78.57	11:43:49.189
5 -	1:51.208 (2)	1.220	78.76	11:45:40.397
6 -	1:49.988 (1)		79.64	11:47:30.385

P15 68 Kevin MARSHALL				
LAP	LAP TIME	DIFF	MPH	TIME OF DAY
1 -	2:00.927	10.623	72.43	11:38:16.387
2 -	1:50.779 (2)	0.475	79.07	11:40:07.166
3 -	1:50.930	0.626	78.96	11:41:58.096
4 -	1:51.557	1.253	78.52	11:43:49.653
5 -	1:50.910 (3)	0.606	78.98	11:45:40.563
6 -	1:50.304 (1)		79.41	11:47:30.867

P16 37 James SHARPE				
LAP	LAP TIME	DIFF	MPH	TIME OF DAY
1 -	2:01.876	11.636	71.87	11:38:17.336
2 -	1:52.996	2.756	77.52	11:40:10.332
3 -	1:52.892	2.652	77.59	11:42:03.224
4 -	1:51.909 (3)	1.669	78.27	11:43:55.133
5 -	1:51.526 (2)	1.286	78.54	11:45:46.659
6 -	1:50.240 (1)		79.46	11:47:36.899

P17 47 John WALKER				
LAP	LAP TIME	DIFF	MPH	TIME OF DAY
1 -	2:00.255	7.801	72.84	11:38:15.715
2 -	1:54.186	1.732	76.71	11:40:09.901
3 -	1:53.765	1.311	76.99	11:42:03.666
4 -	1:52.905 (2)	0.451	77.58	11:43:56.571
5 -	1:53.449 (3)	0.995	77.21	11:45:50.020
6 -	1:52.454 (1)		77.89	11:47:42.474

P18 72 Len WHALIN				
LAP	LAP TIME	DIFF	MPH	TIME OF DAY
1 -	2:01.315	8.501	72.20	11:38:16.775
2 -	1:53.203 (2)	0.389	77.38	11:40:09.978
3 -	1:52.814 (1)		77.64	11:42:02.792
4 -	1:53.681 (3)	0.867	77.05	11:43:56.473
5 -	1:54.016	1.202	76.82	11:45:50.489
6 -	1:54.242	1.428	76.67	11:47:44.731

P19 4 Trevor SHARPE				
LAP	LAP TIME	DIFF	MPH	TIME OF DAY
1 -	2:03.245	9.745	71.07	11:38:18.705
2 -	1:53.690 (3)	0.190	77.05	11:40:12.395
3 -	1:53.738	0.238	77.01	11:42:06.133
4 -	1:53.664 (2)	0.164	77.06	11:43:59.797
5 -	1:54.105	0.605	76.77	11:45:53.902
6 -	1:53.500 (1)		77.17	11:47:47.402

P20 90 Mark ELLERAY				
LAP	LAP TIME	DIFF	MPH	TIME OF DAY
1 -	2:08.403	7.048	68.22	11:38:23.863
2 -	2:02.561	1.206	71.47	11:40:26.424

DIFF = Difference To Personal Best Lap

3 -	2:01.511 (2)	0.156	72.09	11:42:27.935
4 -	2:01.803 (3)	0.448	71.91	11:44:29.738
5 -	2:02.695	1.340	71.39	11:46:32.433
6 -	2:01.355 (1)		72.18	11:48:33.788

P21 130 Paul DAVIES				
LAP	LAP TIME	DIFF	MPH	TIME OF DAY
1 -	2:14.076	12.072	65.33	11:38:29.536
2 -	2:04.534 (3)	2.530	70.34	11:40:34.070
3 -	2:04.897	2.893	70.13	11:42:38.967
4 -	2:05.078	3.074	70.03	11:44:44.045
5 -	2:04.256 (2)	2.252	70.49	11:46:48.301
6 -	2:02.004 (1)		71.79	11:48:50.305

BMCRC-MRO Championships 2013 - Brands Hatch GP
DFDS Seaways Yamaha Past Masters
RACE 14 - GRID

ROW 6				21	130 Paul DAVIES			
ROW 5	20	90 Mark ELLERAY	19	4 Trevor SHARPE	18	72 Len WHALIN	17	47 John WALKER
ROW 4	16	37 James SHARPE	15	68 Kevin MARSHALL	14	74 Paul WHITBY	13	41 Paul BOWLING
ROW 3	12	55 Paul TOLAND	11	38 Michael WAKE	10	76 Kev HIGERTY	9	14 Doug EDMONDSON
ROW 2	8	91 Andy WHEELER	7	99 Chris DOWLING	6	69 Richard SAWYER	5	6 Matt BARBER
ROW 1	4	1 Graham HIGLETT	3	45 Peter MOORE	2	25 Ben MILES	1	98 Dean STIMPSON
								Pole

Brands Hatch GP
Circuit Length = 2.4332 miles

These results are provisional until the conclusion of any judicial and technical matters.

Clerk Of Course :		Timekeeper :
-------------------	--	--------------

Results can be found at www.tsl-timing.com

Printed - 11:52 Sunday, 18 August 2013



BMCRC-MRO Championships 2013 - Brands Hatch GP
DFDS Seaways Yamaha Past Masters
RACE 14 - CLASSIFICATION

POS	NO	CL	PIC NAME	ENTRY	LAPS	TIME	GAP	DIFF	MPH	BEST	ON
1	98		1 Dean STIMPSON	Yamaha - Newvic Property	6	10:32.447			83.10	1:44.026	2
2	25		2 Ben MILES	Yamaha -	6	10:36.445	3.998	3.998	82.58	1:44.711	6
3	6	R	1 Matt BARBER	Yamaha - Wave Developments	6	10:37.838	5.391	1.393	82.40	1:45.165	5
4	1		3 Graham HIGLETT	Yamaha - Face to Face Finance	6	10:41.457	9.010	3.619	81.93	1:45.512	6
5	14		4 Doug EDMONDSON	Yamaha -	6	10:42.551	10.104	1.094	81.79	1:45.743	5
6	69	C	1 Richard SAWYER	Yamaha - Rickarl/Graphix Bank/HMT	6	10:42.946	10.499	0.395	81.74	1:45.378	5
7	99	C	2 Chris DOWLING	Yamaha - CSS/HS Racing	6	10:49.304	16.857	6.358	80.94	1:46.907	5
8	76		5 Kev HIGERTY	Yamaha - Aitch Racing	6	10:53.437	20.990	4.133	80.43	1:47.350	2
9	91	C	3 Andy WHEELER	Yamaha -	6	10:53.457	21.010	0.020	80.43	1:46.965	2
10	38	C	4 Michael WAKE	Yamaha -	6	10:54.024	21.577	0.567	80.36	1:47.446	2
11	55	C	5 Paul TOLAND	Yamaha - GP Racing	6	11:16.066	43.619	22.042	77.74	1:51.160	2
12	68	C	6 Kevin MARSHALL	Yamaha -	6	11:16.149	43.702	0.083	77.73	1:50.731	5
13	74	C	7 Paul WHITBY	Yamaha -	6	11:16.377	43.930	0.228	77.70	1:50.987	6
14	41	C	8 Paul BOWLING	Yamaha -	6	11:17.613	45.166	1.236	77.56	1:50.486	2
15	4	C	9 Trevor SHARPE	Yamaha - Barnack Group	6	11:40.064	1:07.617	22.451	75.07	1:54.655	3
16	72	C	10 Len WHALIN	Yamaha -	6	11:48.812	1:16.365	8.748	74.15	1:55.836	2
17	90		6 Mark ELLERAY	Yamaha - Abbot Solutions	6	12:22.146	1:49.699	33.334	70.82	2:01.732	3
18	130	C	11 Paul DAVIES	Yamaha - KDS	6	12:22.395	1:49.948	0.249	70.79	2:01.640	6

NOT CLASSIFIED

DNF	45	R	Peter MOORE	Yamaha - Curphs Cuttings	5	9:02.057	1 Lap	1 Lap	80.80	1:47.293	2
DNF	47	C	John WALKER	Yamaha - Dave Hammond	1	2:01.963	5 Laps	4 Laps	71.82	2:01.963	1
DNF	100	R	Colin HASTINGS	Yamaha - Yambits	0						

FASTEST LAP

98			Dean STIMPSON	Yamaha - Newvic Property	2	1:44.026			84.20 mph	135.51 kph	
6	R		Matt BARBER	Yamaha - Wave Developments	5	1:45.165			83.29 mph	134.05 kph	
69	C		Richard SAWYER	Yamaha - Rickarl/Graphix Bank/HMT	5	1:45.378			83.12 mph	133.78 kph	

Weather / Track : Cloudy / Dry
These results are provisional until the conclusion of any judicial and technical matters.

Brands Hatch GP

Circuit Length = 2.4332 miles

Start: 15:51 Flag 16:02 End: 16:04

Clerk Of Course :	Timekeeper :
-------------------	--------------

 Results can be found at www.tsl-timing.com

Printed - 16:04 Sunday, 18 August 2013



BMCRC-MRO Championships 2013 - Brands Hatch GP

DFDS Seaways Yamaha Past Masters

RACE 14 - LAP CHART

LAP 1		
NO	BEHIND	LAP TIME

98		1:49.313
25	1.497	1:50.810
6	1.695	1:51.008
45	2.350	1:51.663
14	2.489	1:51.802
69	3.243	1:52.556
1	3.311	1:52.624
99	4.267	1:53.580
91	4.570	1:53.883
38	5.205	1:54.518
76	5.602	1:54.915
55	8.117	1:57.430
74	9.024	1:58.337
41	9.959	1:59.272
68	10.410	1:59.723
72	12.512	2:01.825
4	12.582	2:01.895
47	12.650	2:01.963
130	20.396	2:09.709
90	20.756	2:10.069

LAP 2		
NO	BEHIND	LAP TIME

98		1:44.026
25	2.994	1:45.523
6	3.020	1:45.351
1	4.818	1:45.533
69	4.897	1:45.680
14	5.159	1:46.696
45	5.617	1:47.293
99	7.398	1:47.157
91	7.509	1:46.965
38	8.625	1:47.446
76	8.926	1:47.350
55	15.251	1:51.160
74	16.293	1:51.295
41	16.419	1:50.486
68	18.261	1:51.877
72	24.322	1:55.836
4	24.436	1:55.880
130	39.621	2:03.251
90	40.209	2:03.479

LAP 3		
NO	BEHIND	LAP TIME

98		1:44.747
25	3.177	1:44.930
6	3.518	1:45.245
1	5.695	1:45.624
69	6.642	1:46.492
14	6.803	1:46.391
45	8.163	1:47.293
99	9.882	1:47.231
91	10.627	1:47.865
38	11.594	1:47.716
76	11.803	1:47.624
55	22.389	1:51.885
74	23.479	1:51.933
41	23.705	1:52.033
68	24.509	1:50.995
4	34.344	1:54.655

72	37.369	1:57.794
130	56.700	2:01.826
90	57.194	2:01.732

LAP 4		
NO	BEHIND	LAP TIME

98		1:44.652
25	4.195	1:45.670
6	4.280	1:45.414
1	7.476	1:46.433
14	7.909	1:45.758
69	8.229	1:46.239
45	11.794	1:48.283
99	12.516	1:47.286
91	13.957	1:47.982
76	14.521	1:47.370
38	14.787	1:47.845
55	29.564	1:51.827
74	30.751	1:51.924
68	30.824	1:50.967
41	31.058	1:52.005
4	46.720	1:57.028
72	51.037	1:58.320
90	1:14.953	2:02.411
130	1:15.712	2:03.664

LAP 5		
NO	BEHIND	LAP TIME

98		1:44.501
25	4.495	1:44.801
6	4.944	1:45.165
1	8.706	1:45.731
69	9.106	1:45.378
14	9.151	1:45.743
45	14.818	1:47.525
99	14.922	1:46.907
91	17.895	1:48.439
76	17.983	1:47.963
38	18.285	1:47.999
55	36.673	1:51.610
68	37.054	1:50.731
74	38.151	1:51.901
41	38.567	1:52.010
4	56.926	1:54.707
72	1:04.589	1:58.053
90	1:32.640	2:02.188
130	1:33.516	2:02.305

LAP 6		
NO	BEHIND	LAP TIME

98		1:45.208
25	3.998	1:44.711
6	5.391	1:45.655
1	9.010	1:45.512
14	10.104	1:46.161
69	10.499	1:46.601
99	16.857	1:47.143
76	20.990	1:48.215
91	21.010	1:48.323
38	21.577	1:48.500
55	43.619	1:52.154
68	43.702	1:51.856
74	43.930	1:50.987

41	45.166	1:51.807
4	1:07.617	1:55.899
72	1:16.365	1:56.984
90	1:49.699	2:02.267
130	1:49.948	2:01.640

Weather / Track : Cloudy / Dry

Results can be found at www.tsl-timing.com

Brands Hatch GP
Circuit Length = 2.4332 miles
Start: 15:51 Flag 16:02 End: 16:04

Printed - 16:05 Sunday, 18 August 2013

BMCRC-MRO Championships 2013 - Brands Hatch GP

DFDS Seaways Yamaha Past Masters

RACE 14 - LAP ANALYSIS

DIFF = Difference To Personal Best Lap

P1 98 Dean STIMPSON				
LAP	LAP TIME	DIFF	MPH	TIME OF DAY
1 -	1:49.313	5.287	80.13	15:53:37.725
2 -	1:44.026 (1)		84.20	15:55:21.751
3 -	1:44.747	0.721	83.62	15:57:06.498
4 -	1:44.652 (3)	0.626	83.70	15:58:51.150
5 -	1:44.501 (2)	0.475	83.82	16:00:35.651
6 -	1:45.208	1.182	83.26	16:02:20.859

P2 25 Ben MILES				
LAP	LAP TIME	DIFF	MPH	TIME OF DAY
1 -	1:50.810	6.099	79.05	15:53:39.222
2 -	1:45.523	0.812	83.01	15:55:24.745
3 -	1:44.930 (3)	0.219	83.48	15:57:09.675
4 -	1:45.670	0.959	82.89	15:58:55.345
5 -	1:44.801 (2)	0.090	83.58	16:00:40.146
6 -	1:44.711 (1)		83.65	16:02:24.857

P3 6 Matt BARBER				
LAP	LAP TIME	DIFF	MPH	TIME OF DAY
1 -	1:51.008	5.843	78.91	15:53:39.420
2 -	1:45.351 (3)	0.186	83.14	15:55:24.771
3 -	1:45.245 (2)	0.080	83.23	15:57:10.016
4 -	1:45.414	0.249	83.09	15:58:55.430
5 -	1:45.165 (1)		83.29	16:00:40.595
6 -	1:45.655	0.490	82.90	16:02:26.250

P4 1 Graham HIGLETT				
LAP	LAP TIME	DIFF	MPH	TIME OF DAY
1 -	1:52.624	7.112	77.77	15:53:41.036
2 -	1:45.533 (2)	0.021	83.00	15:55:26.569
3 -	1:45.624 (3)	0.112	82.93	15:57:12.193
4 -	1:46.433	0.921	82.30	15:58:58.626
5 -	1:45.731	0.219	82.85	16:00:44.357
6 -	1:45.512 (1)		83.02	16:02:29.869

P5 14 Doug EDMONDSON				
LAP	LAP TIME	DIFF	MPH	TIME OF DAY
1 -	1:51.802	6.059	78.35	15:53:40.214
2 -	1:46.696	0.953	82.10	15:55:26.910
3 -	1:46.391	0.648	82.33	15:57:13.301
4 -	1:45.758 (2)	0.015	82.82	15:58:59.059
5 -	1:45.743 (1)		82.84	16:00:44.802
6 -	1:46.161 (3)	0.418	82.51	16:02:30.963

P6 69 Richard SAWYER				
LAP	LAP TIME	DIFF	MPH	TIME OF DAY
1 -	1:52.556	7.178	77.82	15:53:40.968
2 -	1:45.680 (2)	0.302	82.89	15:55:26.648
3 -	1:46.492	1.114	82.25	15:57:13.140
4 -	1:46.239 (3)	0.861	82.45	15:58:59.379
5 -	1:45.378 (1)		83.12	16:00:44.757
6 -	1:46.601	1.223	82.17	16:02:31.358

P7 99 Chris DOWLING				
LAP	LAP TIME	DIFF	MPH	TIME OF DAY
1 -	1:53.580	6.673	77.12	15:53:41.992
2 -	1:47.157 (3)	0.250	81.74	15:55:29.149

DIFF = Difference To Personal Best Lap

3 -	1:47.231	0.324	81.69	15:57:16.380
4 -	1:47.286	0.379	81.64	15:59:03.666
5 -	1:46.907 (1)		81.93	16:00:50.573
6 -	1:47.143 (2)	0.236	81.75	16:02:37.716

P8 76 Kev HIGERTY				
LAP	LAP TIME	DIFF	MPH	TIME OF DAY
1 -	1:54.915	7.565	76.22	15:53:43.327
2 -	1:47.350 (1)		81.60	15:55:30.677
3 -	1:47.624 (3)	0.274	81.39	15:57:18.301
4 -	1:47.370 (2)	0.020	81.58	15:59:05.671
5 -	1:47.963	0.613	81.13	16:00:53.634
6 -	1:48.215	0.865	80.94	16:02:41.849

P9 91 Andy WHEELER				
LAP	LAP TIME	DIFF	MPH	TIME OF DAY
1 -	1:53.883	6.918	76.91	15:53:42.295
2 -	1:46.965 (1)		81.89	15:55:29.260
3 -	1:47.865 (2)	0.900	81.21	15:57:17.125
4 -	1:47.982 (3)	1.017	81.12	15:59:05.107
5 -	1:48.439	1.474	80.78	16:00:53.546
6 -	1:48.323	1.358	80.86	16:02:41.869

P10 38 Michael WAKE				
LAP	LAP TIME	DIFF	MPH	TIME OF DAY
1 -	1:54.518	7.072	76.49	15:53:42.930
2 -	1:47.446 (1)		81.52	15:55:30.376
3 -	1:47.716 (2)	0.270	81.32	15:57:18.092
4 -	1:47.845 (3)	0.399	81.22	15:59:05.937
5 -	1:47.999	0.553	81.11	16:00:53.936
6 -	1:48.500	1.054	80.73	16:02:42.436

P11 55 Paul TOLAND				
LAP	LAP TIME	DIFF	MPH	TIME OF DAY
1 -	1:57.430	6.270	74.59	15:53:45.842
2 -	1:51.160 (1)		78.80	15:55:37.002
3 -	1:51.885	0.725	78.29	15:57:28.887
4 -	1:51.827 (3)	0.667	78.33	15:59:20.714
5 -	1:51.610 (2)	0.450	78.48	16:01:12.324
6 -	1:52.154	0.994	78.10	16:03:04.478

P12 68 Kevin MARSHALL				
LAP	LAP TIME	DIFF	MPH	TIME OF DAY
1 -	1:59.723	8.992	73.16	15:53:48.135
2 -	1:51.877	1.146	78.29	15:55:40.012
3 -	1:50.995 (3)	0.264	78.92	15:57:31.007
4 -	1:50.967 (2)	0.236	78.94	15:59:21.974
5 -	1:50.731 (1)		79.10	16:01:12.705
6 -	1:51.856	1.125	78.31	16:03:04.561

P13 74 Paul WHITBY				
LAP	LAP TIME	DIFF	MPH	TIME OF DAY
1 -	1:58.337	7.350	74.02	15:53:46.749
2 -	1:51.295 (2)	0.308	78.70	15:55:38.044
3 -	1:51.933	0.946	78.25	15:57:29.977
4 -	1:51.924	0.937	78.26	15:59:21.901
5 -	1:51.901 (3)	0.914	78.28	16:01:13.802
6 -	1:50.987 (1)		78.92	16:03:04.789

Weather / Track : Cloudy / Dry

Brands Hatch GP

Circuit Length = 2.4332 miles

Start: 15:51 Flag 16:02 End: 16:04

BMCRC-MRO Championships 2013 - Brands Hatch GP

DFDS Seaways Yamaha Past Masters

RACE 14 - LAP ANALYSIS

DIFF = Difference To Personal Best Lap

P14 41 Paul BOWLING				
LAP	LAP TIME	DIFF	MPH	TIME OF DAY
1 -	1:59.272	8.786	73.44	15:53:47.684
2 -	1:50.486 (1)		79.28	15:55:38.170
3 -	1:52.033	1.547	78.18	15:57:30.203
4 -	1:52.005 (3)	1.519	78.20	15:59:22.208
5 -	1:52.010	1.524	78.20	16:01:14.218
6 -	1:51.807 (2)	1.321	78.34	16:03:06.025

P15 4 Trevor SHARPE				
LAP	LAP TIME	DIFF	MPH	TIME OF DAY
1 -	2:01.895	7.240	71.86	15:53:50.307
2 -	1:55.880 (3)	1.225	75.59	15:55:46.187
3 -	1:54.655 (1)		76.40	15:57:40.842
4 -	1:57.028	2.373	74.85	15:59:37.870
5 -	1:54.707 (2)	0.052	76.36	16:01:32.577
6 -	1:55.899	1.244	75.58	16:03:28.476

P16 72 Len WHALIN				
LAP	LAP TIME	DIFF	MPH	TIME OF DAY
1 -	2:01.825	5.989	71.90	15:53:50.237
2 -	1:55.836 (1)		75.62	15:55:46.073
3 -	1:57.794 (3)	1.958	74.36	15:57:43.867
4 -	1:58.320	2.484	74.03	15:59:42.187
5 -	1:58.053	2.217	74.20	16:01:40.240
6 -	1:56.984 (2)	1.148	74.88	16:03:37.224

P17 90 Mark ELLERAY				
LAP	LAP TIME	DIFF	MPH	TIME OF DAY
1 -	2:10.069	8.337	67.34	15:53:58.481
2 -	2:03.479	1.747	70.94	15:56:01.960
3 -	2:01.732 (1)		71.96	15:58:03.692
4 -	2:02.411	0.679	71.56	16:00:06.103
5 -	2:02.188 (2)	0.456	71.69	16:02:08.291
6 -	2:02.267 (3)	0.535	71.64	16:04:10.558

P18 130 Paul DAVIES				
LAP	LAP TIME	DIFF	MPH	TIME OF DAY
1 -	2:09.709	8.069	67.53	15:53:58.121
2 -	2:03.251	1.611	71.07	15:56:01.372
3 -	2:01.826 (2)	0.186	71.90	15:58:03.198
4 -	2:03.664	2.024	70.83	16:00:06.862
5 -	2:02.305 (3)	0.665	71.62	16:02:09.167
6 -	2:01.640 (1)		72.01	16:04:10.807

P19 45 Peter MOORE				
LAP	LAP TIME	DIFF	MPH	TIME OF DAY
1 -	1:51.663	4.370	78.44	15:53:40.075
2 -	1:47.293 (1)		81.64	15:55:27.368
3 -	1:47.293 (1)		81.64	15:57:14.661
4 -	1:48.283	0.990	80.89	15:59:02.944
5 -	1:47.525 (3)	0.232	81.46	16:00:50.469

P20 47 John WALKER				
LAP	LAP TIME	DIFF	MPH	TIME OF DAY
1 -	2:01.963 (1)		71.82	15:53:50.375

Weather / Track : Cloudy / Dry